



US00D741954S

(12) **United States Design Patent**
Swanson

(10) **Patent No.:** **US D741,954 S**

(45) **Date of Patent:** **** *Oct. 27, 2015**

(54) **GAME PLAYING APPARATUS**

(76) Inventor: **Kevin Swanson**, Boise, ID (US)

(*) Notice: This patent is subject to a terminal disclaimer.

(**) Term: **14 Years**

(21) Appl. No.: **29/407,646**

(22) Filed: **Nov. 30, 2011**

(51) **LOC (10) Cl.** **21-01**

(52) **U.S. Cl.**
USPC **D21/385**

(58) **Field of Classification Search**
USPC D21/307–208, 334–368, 376–397;
273/236–287, 288–291; D14/235;
451/552; D8/91, 93; 473/476
See application file for complete search history.

(56) **References Cited**

U.S. PATENT DOCUMENTS

D236,503 S * 8/1975 Middlemark D14/235
D239,774 S * 5/1976 Kuldin D14/235
4,231,194 A * 11/1980 Glesser 451/552
D290,222 S * 6/1987 Moody D8/91

D328,847 S * 8/1992 Button et al. D8/93
D675,502 S * 2/2013 Carleton D8/93
2011/0266744 A1* 11/2011 Martinez et al. 273/126 R
2012/0244963 A1* 9/2012 Rogers 473/476

* cited by examiner

Primary Examiner — George D Kirschbaum

(74) *Attorney, Agent, or Firm* — Scott D. Swanson; Dykas & Shaver

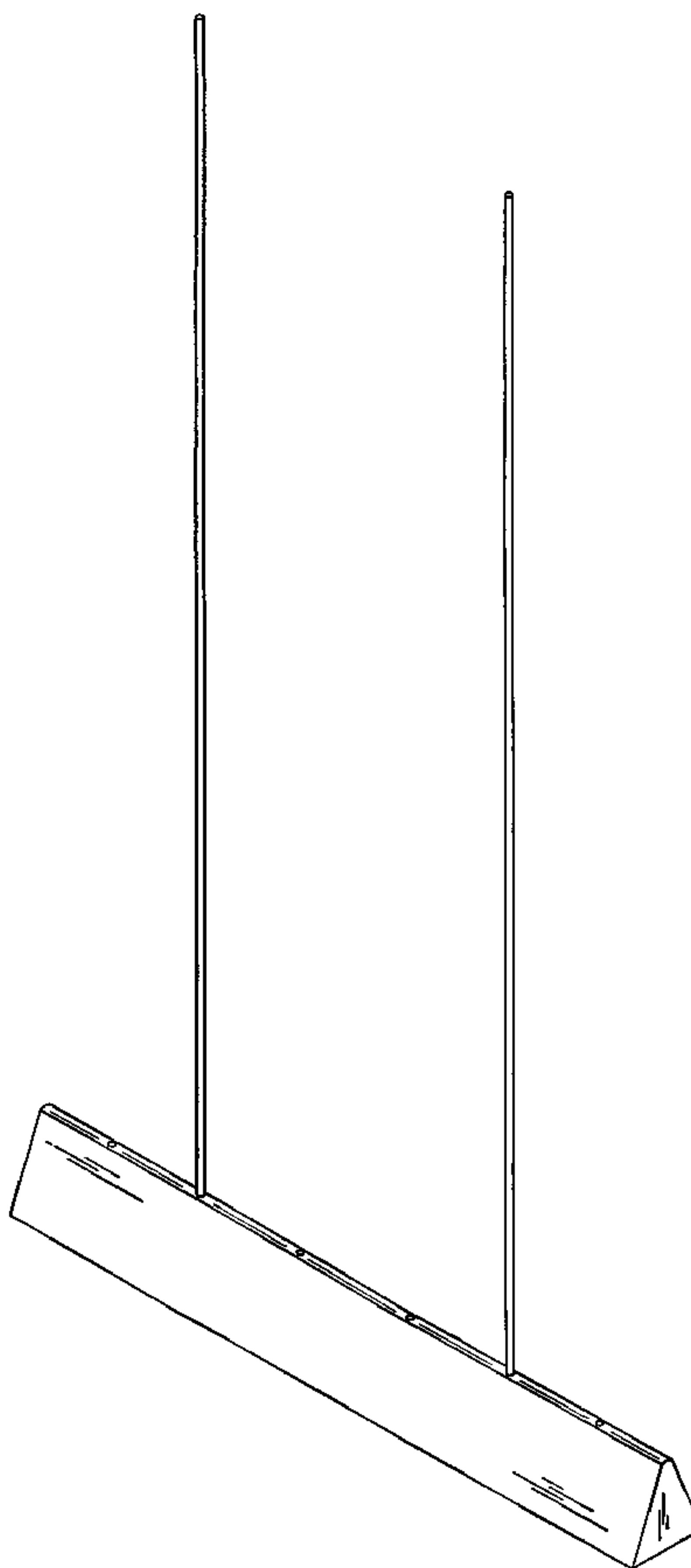
(57) **CLAIM**

The ornamental design for a game playing apparatus, as shown and described.

DESCRIPTION

FIG. 1 is a front perspective view of a game playing apparatus showing my new design;
FIG. 2 is a front view thereof;
FIG. 3 is a first side view thereof;
FIG. 4 is a top view thereof;
FIG. 5 is a bottom view thereof;
FIG. 6 is a second side view thereof; and,
FIG. 7 is a perspective front view illustrating the attachment of the several parts that make up the design and the alternate locations of two elements of the design.

1 Claim, 5 Drawing Sheets



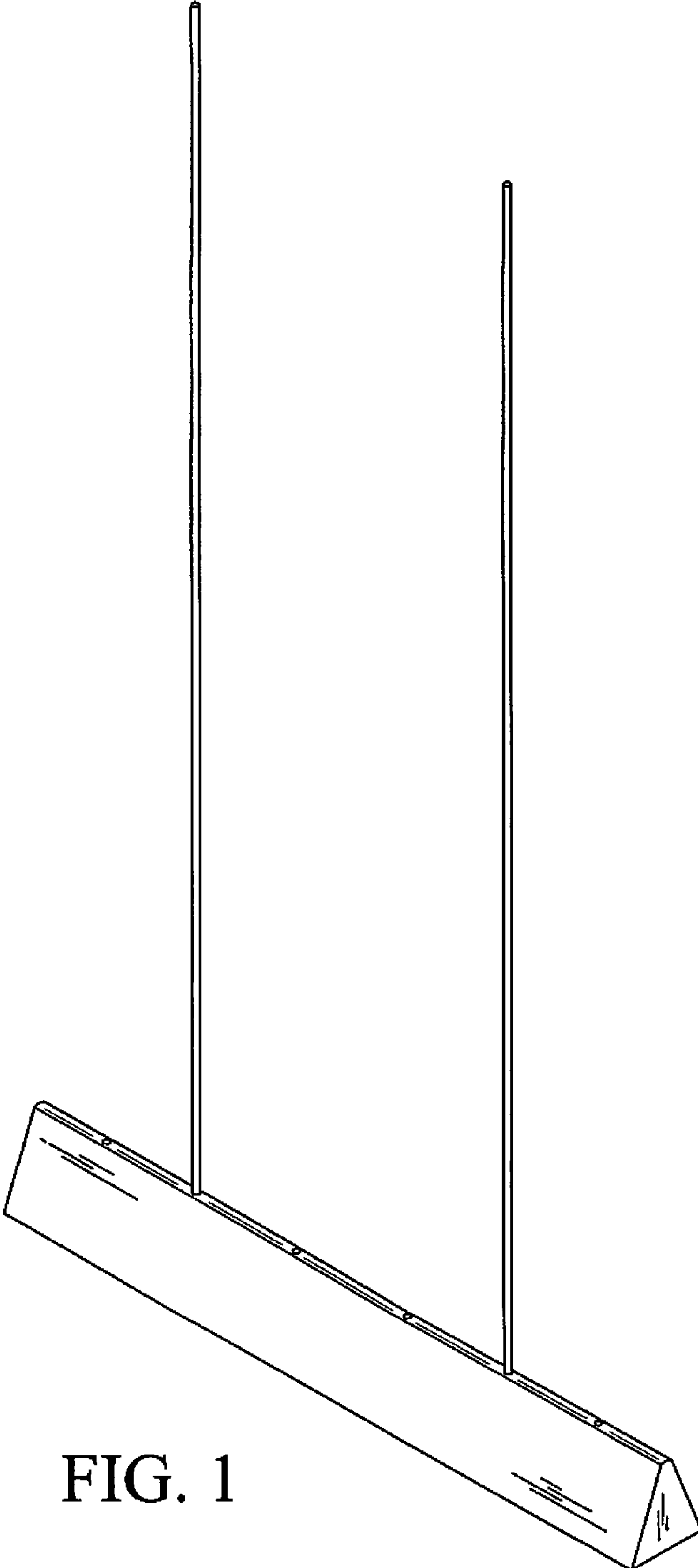


FIG. 1




FIG. 2

FIG. 3




FIG. 4



FIG. 5

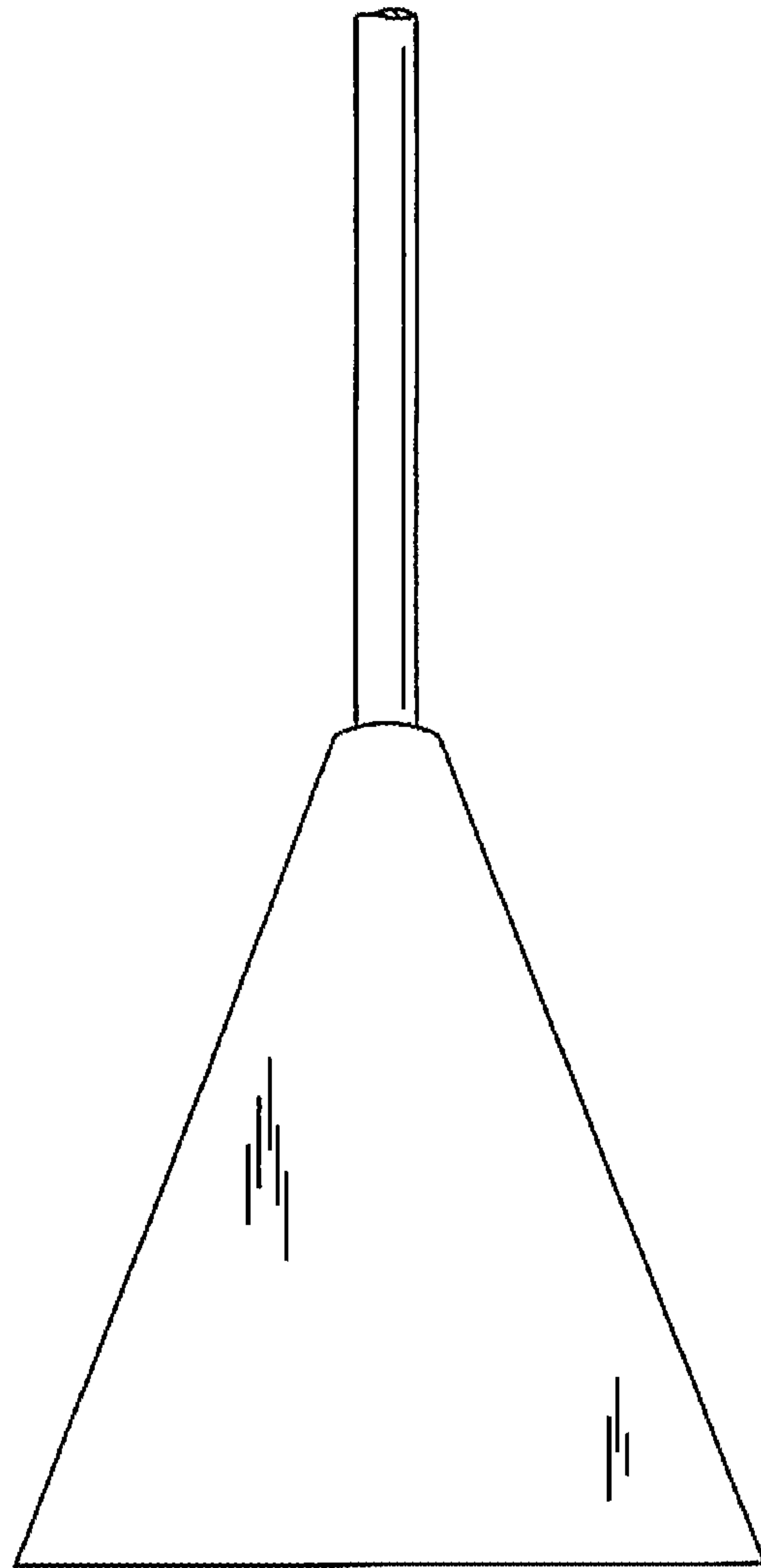


FIG. 6




FIG. 7