



US00D741925S

(12) **United States Design Patent**
Flegel

(10) **Patent No.:** **US D741,925 S**
(45) **Date of Patent:** **** Oct. 27, 2015**

- (54) **CULTIVATING CUTTING DISC**
- (71) Applicant: **SAF-HOLLAND, Canada Limited,**
Woodstock (CA)
- (72) Inventor: **Robert Flegel,** London (CA)
- (73) Assignee: **SAF-HOLLAND Canada Limited,**
Woodstock, Ontario (CA)
- (**) Term: **14 Years**
- (21) Appl. No.: **29/494,630**
- (22) Filed: **Jun. 23, 2014**
- (51) **LOC (10) Cl.** **15-09**
- (52) **U.S. Cl.**
USPC **D15/139**
- (58) **Field of Classification Search**
USPC D15/139, 140, 133; D8/70, 20
CPC B23D 61/00; B23D 61/02; B23D 61/021;
B23D 61/04; B23D 61/121; B26D 2001/006
See application file for complete search history.

7,331,402 B2 2/2008 Dairon et al.
7,832,345 B2 11/2010 Whalen et al.
D717,841 S * 11/2014 Hoang D15/133
2003/0154835 A1 * 8/2003 Nunez et al. 83/614

OTHER PUBLICATIONS

Ingersoll Tillage Group, New VT Wave, Product Specification Sheet.
Salford Farm Machinery LTD 1 5/8" Coil Coulter Assembly, Assembly and Parts Manual, p. 40, Oct. 2012.
Genesis Tillage, Inc., New! 30' GenTill 4, Product Specification webpage, May 7, 2013.

* cited by examiner

Primary Examiner — Susan Bennett Hattan
Assistant Examiner — Brett Miller
(74) *Attorney, Agent, or Firm* — Price Heneveld LLP

(57) **CLAIM**

I claim the ornamental design for a cultivating cutting disc, as shown.

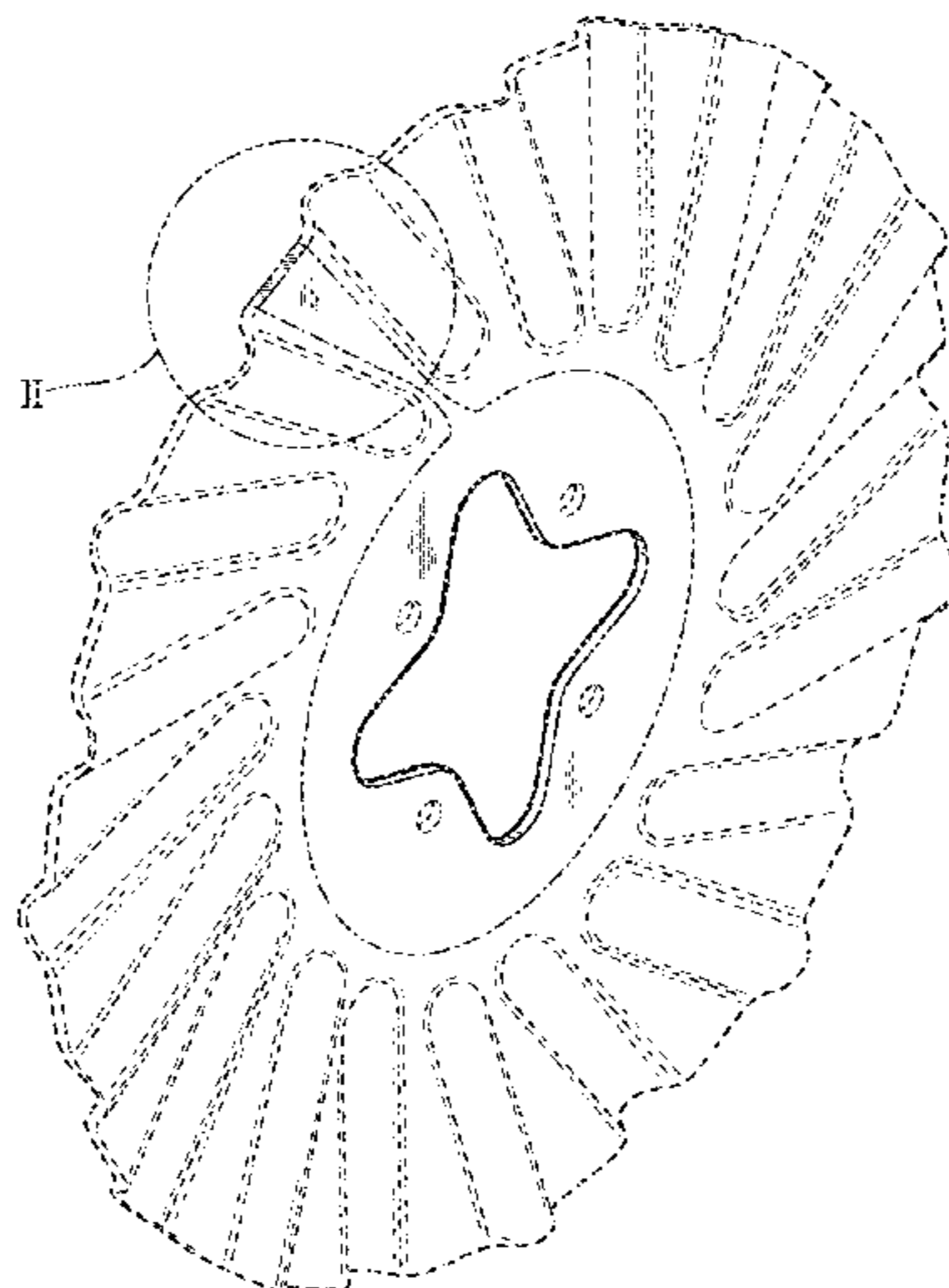
DESCRIPTION

FIG. 1 is a perspective view of a cultivating cutting disc of the present invention;
FIG. 2 is an enlarged detail view taken from portion 'II' in FIG. 1;
FIG. 3 is a front view thereof;
FIG. 4 is a rear view thereof;
FIG. 5 is a left side view thereof;
FIG. 6 is a right side view thereof;
FIG. 7 is a top view thereof; and,
FIG. 8 is a bottom view thereof.
The dashed lines in the drawings depict unclaimed portions of the cultivating cutting disc and form no part of the claimed design.
The dot-dash lines define the bounds of the claimed design and form no part thereof.
The dot-dot-dash lines depict the locations and borders of detail views and form no part of the claimed design.

1 Claim, 4 Drawing Sheets

(56) **References Cited**
U.S. PATENT DOCUMENTS

2,710,230	A	6/1955	Tea, Jr.	
2,943,889	A	7/1960	Woldring et al.	
4,047,576	A	9/1977	Rau et al.	
4,280,565	A	7/1981	van der Lely	
4,420,048	A	12/1983	Peterson	
4,607,706	A	8/1986	Raynor	
D293,074	S *	12/1987	Inoue	D8/20
5,254,031	A *	10/1993	Balke	452/149
D348,273	S *	6/1994	Brandenburg et al.	D15/139
D382,452	S *	8/1997	Murkowski et al.	D8/20
D397,012	S *	8/1998	Hariu	D8/70
D401,829	S *	12/1998	Hariu	D8/70
D447,496	S *	9/2001	Lee et al.	D15/139
D451,110	S *	11/2001	Lira-Nunez et al.	D15/139
D451,111	S *	11/2001	Lira-Nunez et al.	D15/139
D460,767	S *	7/2002	Kim et al.	D15/139
7,252,348	B2	8/2007	Gingras	



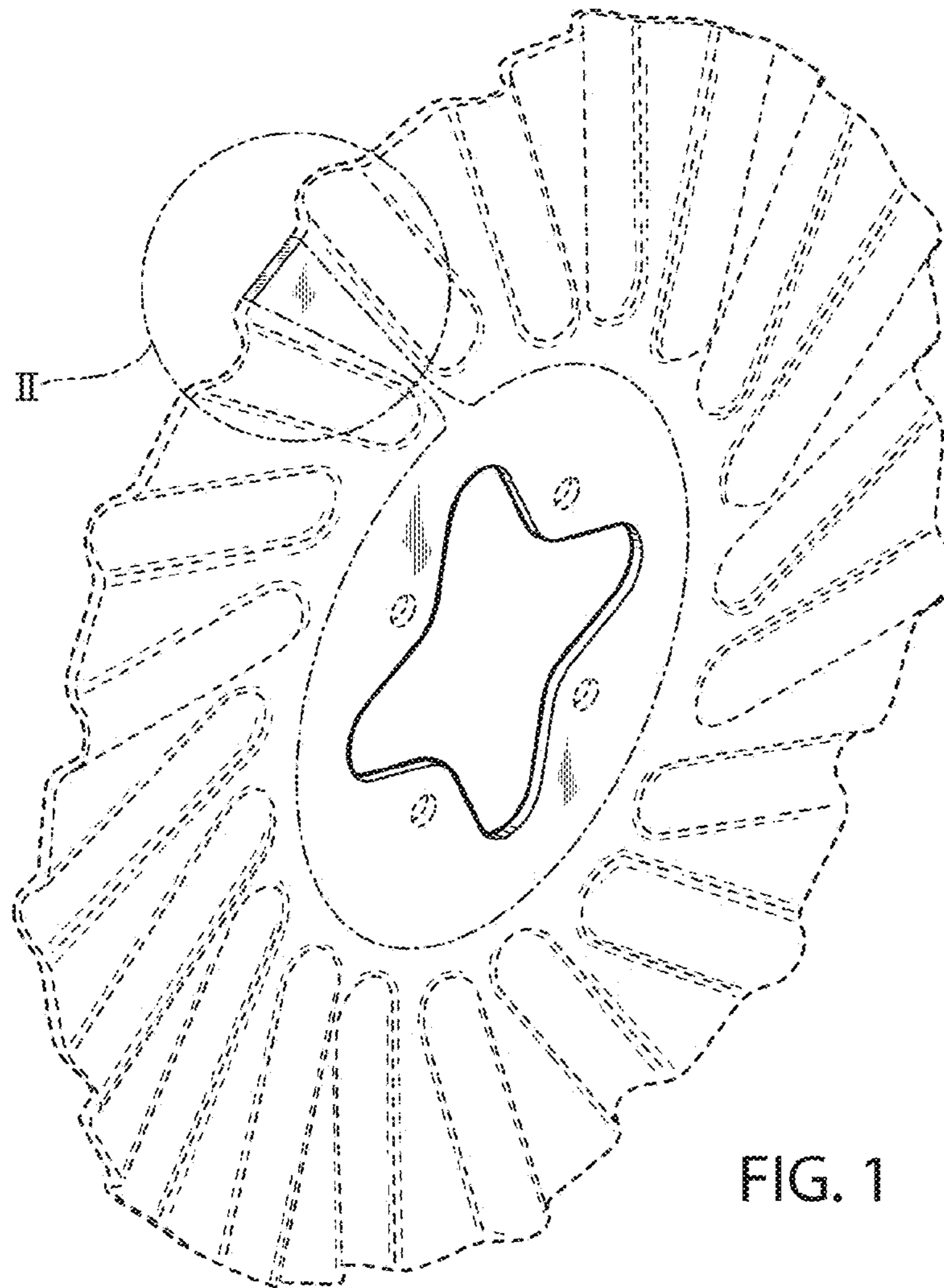


FIG. 1

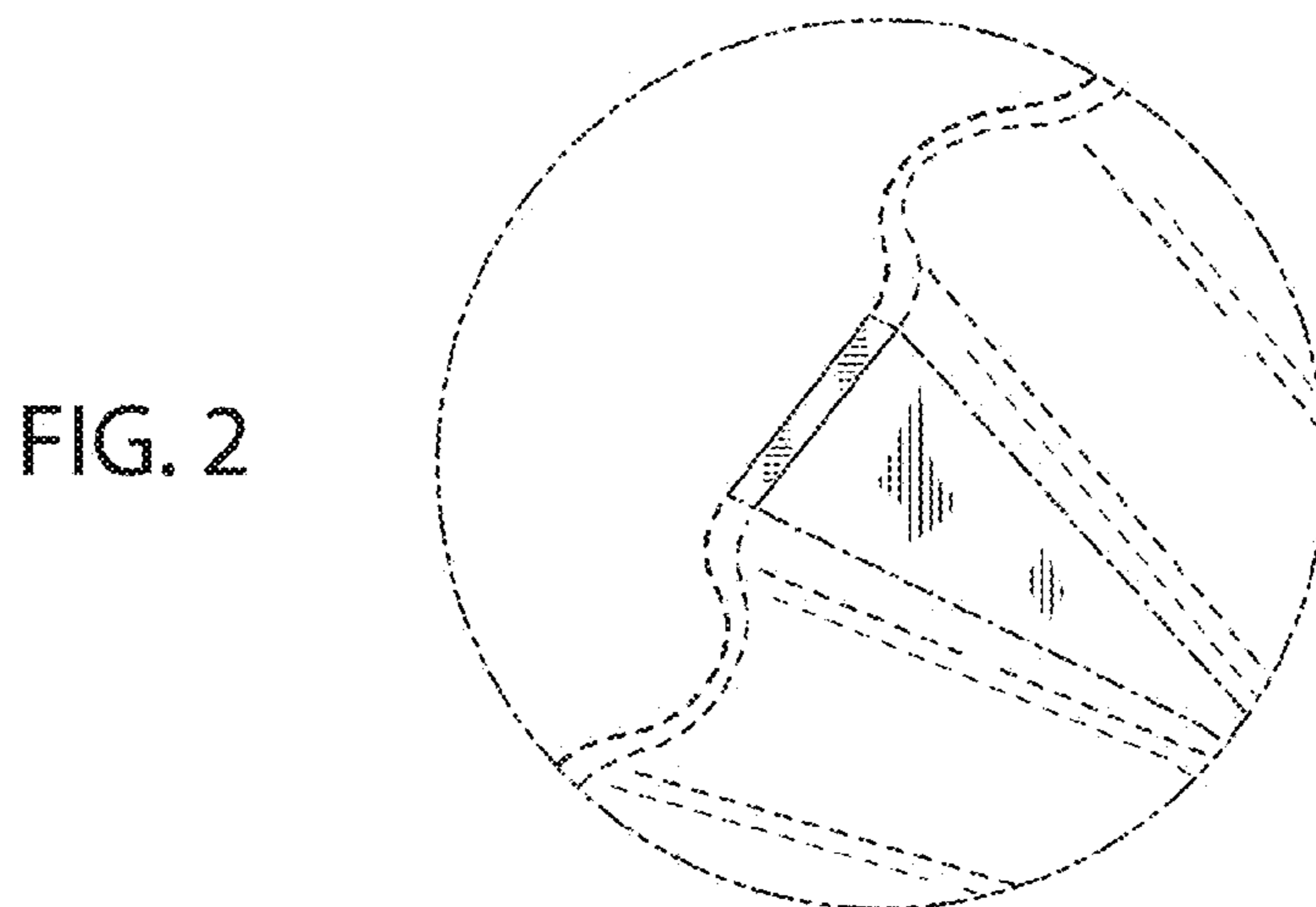


FIG. 2

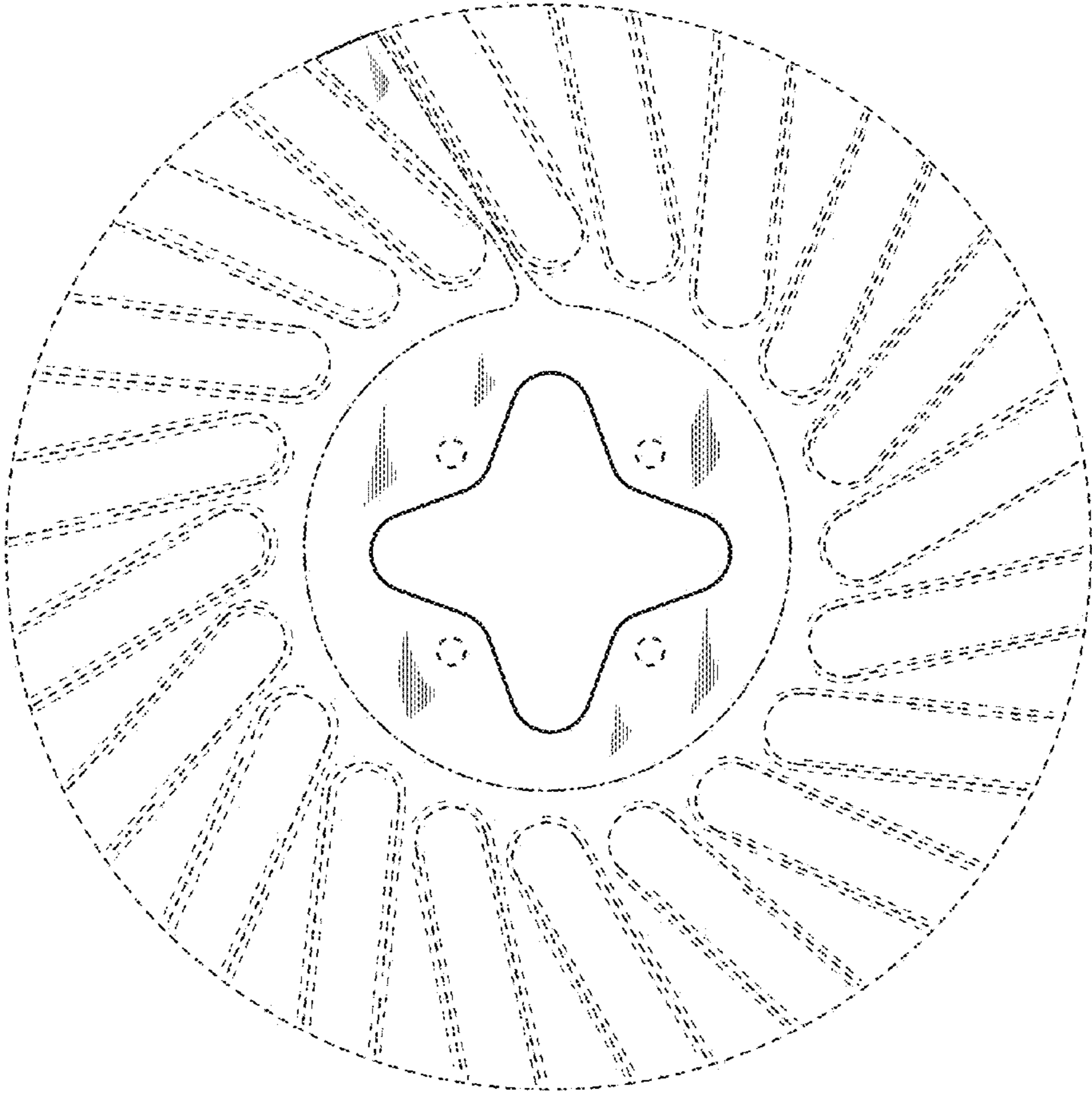


FIG. 3

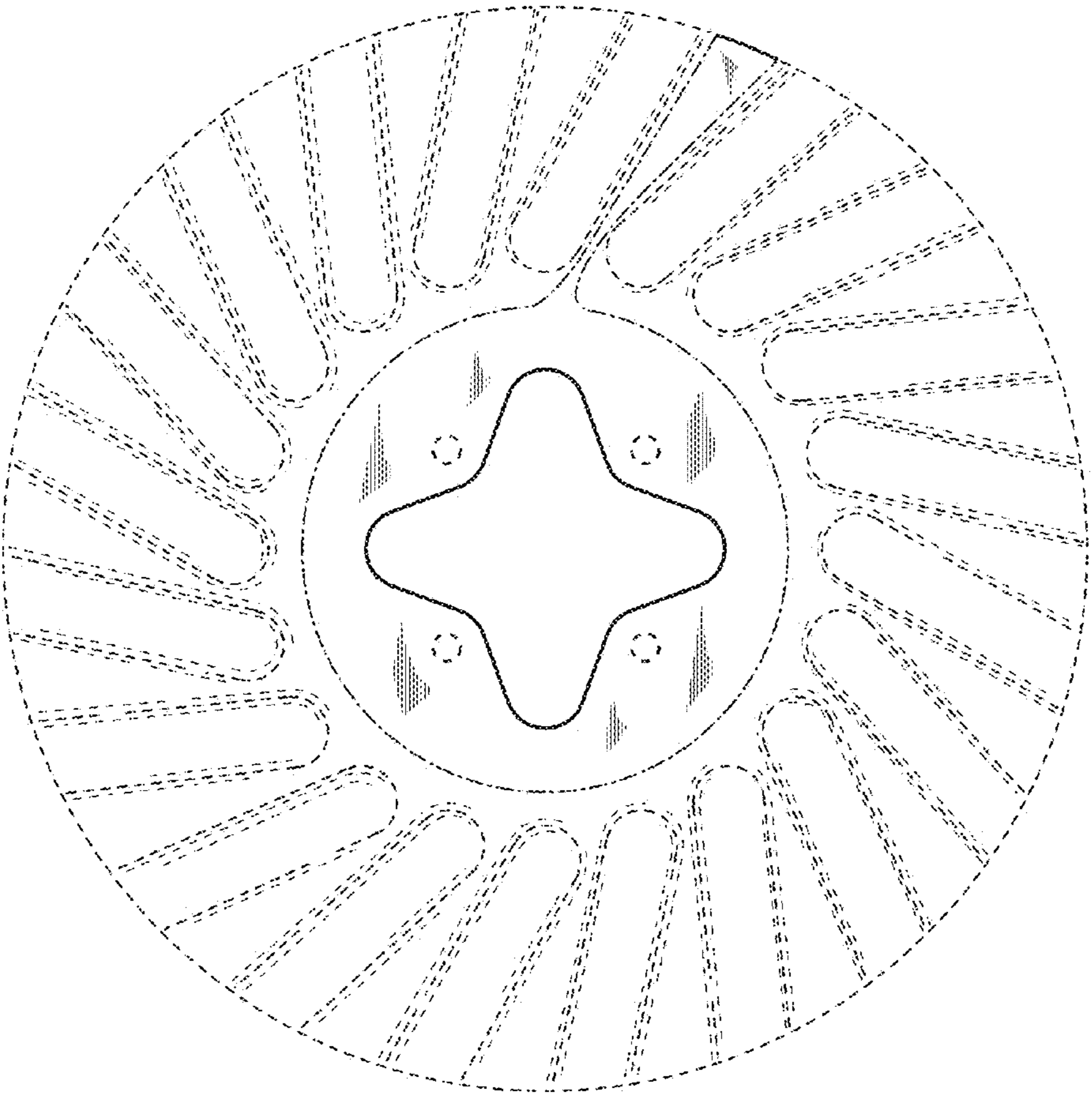


FIG. 4



FIG. 5

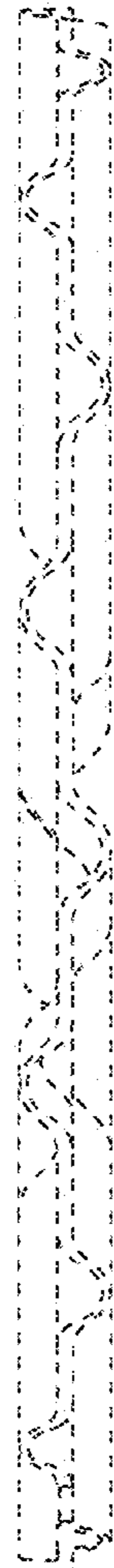


FIG. 6




FIG. 7




FIG. 8