



US00D741921S

(12) **United States Design Patent**
Jarvius et al.

(10) **Patent No.:** **US D741,921 S**
(45) **Date of Patent:** **** Oct. 27, 2015**

(54) **POSITIVE MOLD FOR MANUFACTURING A SAMPLE HOLDING DISC**

(71) Applicants: **Jonas Sven Peter Jarvius**, Uppsala (SE); **Jan Grawe**, Uppsala (SE)

(72) Inventors: **Jonas Sven Peter Jarvius**, Uppsala (SE); **Jan Grawe**, Uppsala (SE)

(73) Assignee: **Q-Linea AB**, Uppsala (SE)

(**) Term: **14 Years**

(21) Appl. No.: **29/488,067**

(22) Filed: **Apr. 15, 2014**

(51) **LOC (10) Cl.** **15-09**

(52) **U.S. Cl.**
USPC **D15/136**

(58) **Field of Classification Search**
USPC D15/135, 136, 137
See application file for complete search history.

(56) **References Cited**

U.S. PATENT DOCUMENTS

2,384,229	A *	9/1945	Ammann	76/107.1
D187,440	S *	3/1960	Tupper	D15/90
D227,528	S *	7/1973	Wahl	D8/382
3,843,088	A *	10/1974	McLoughlin et al.	249/144
D372,486	S *	8/1996	Morris	D15/140
6,506,330	B1 *	1/2003	Schweigert et al.	264/318
D568,347	S *	5/2008	Manera et al.	D15/136

7,484,708	B1 *	2/2009	Jessee	249/61
D631,073	S *	1/2011	Papa et al.	D15/135
D645,066	S *	9/2011	Sakae	D15/136
8,529,816	B2 *	9/2013	Madson et al.	264/279.1
D699,769	S *	2/2014	Witz et al.	D15/136
D713,432	S *	9/2014	Cerniglia	D15/135
D714,368	S *	9/2014	Kmoch et al.	D15/136
D733,198	S *	6/2015	Chappel	D15/136
9,067,348	B2 *	6/2015	Albrecht	1/1

* cited by examiner

Primary Examiner — Patricia Palasik

(74) *Attorney, Agent, or Firm* — Fay Sharpe LLP

(57) **CLAIM**

The ornamental design for a positive mold for manufacturing a sample holding disc, as shown and described.

DESCRIPTION

FIG. 1 is a front perspective view of a positive mold for manufacturing a sample holding disc showing our new design;

FIG. 2 is a top plan view thereof;

FIG. 3 is a side elevational view thereof;

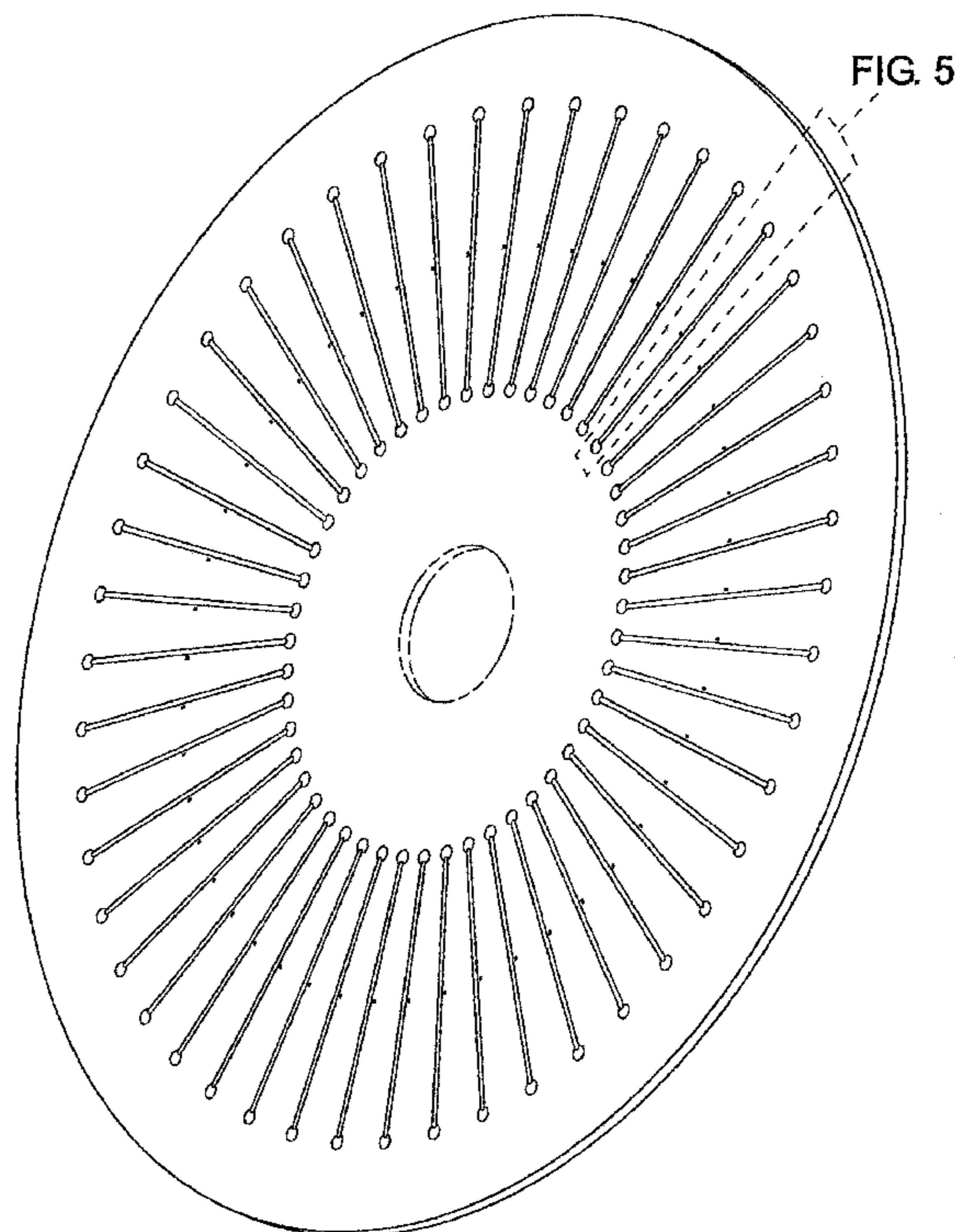
FIG. 4 is a bottom plan view thereof;

FIG. 5 is an enlarged view of a portion of FIG. 1 as shown in the triangle in FIG. 1; and,

FIG. 6 is an enlarged view of a portion of FIG. 5 as shown in the circle in FIG. 5.

The parts shown in broken lines in the drawings depict unclaimed environmental subject matter.

1 Claim, 4 Drawing Sheets



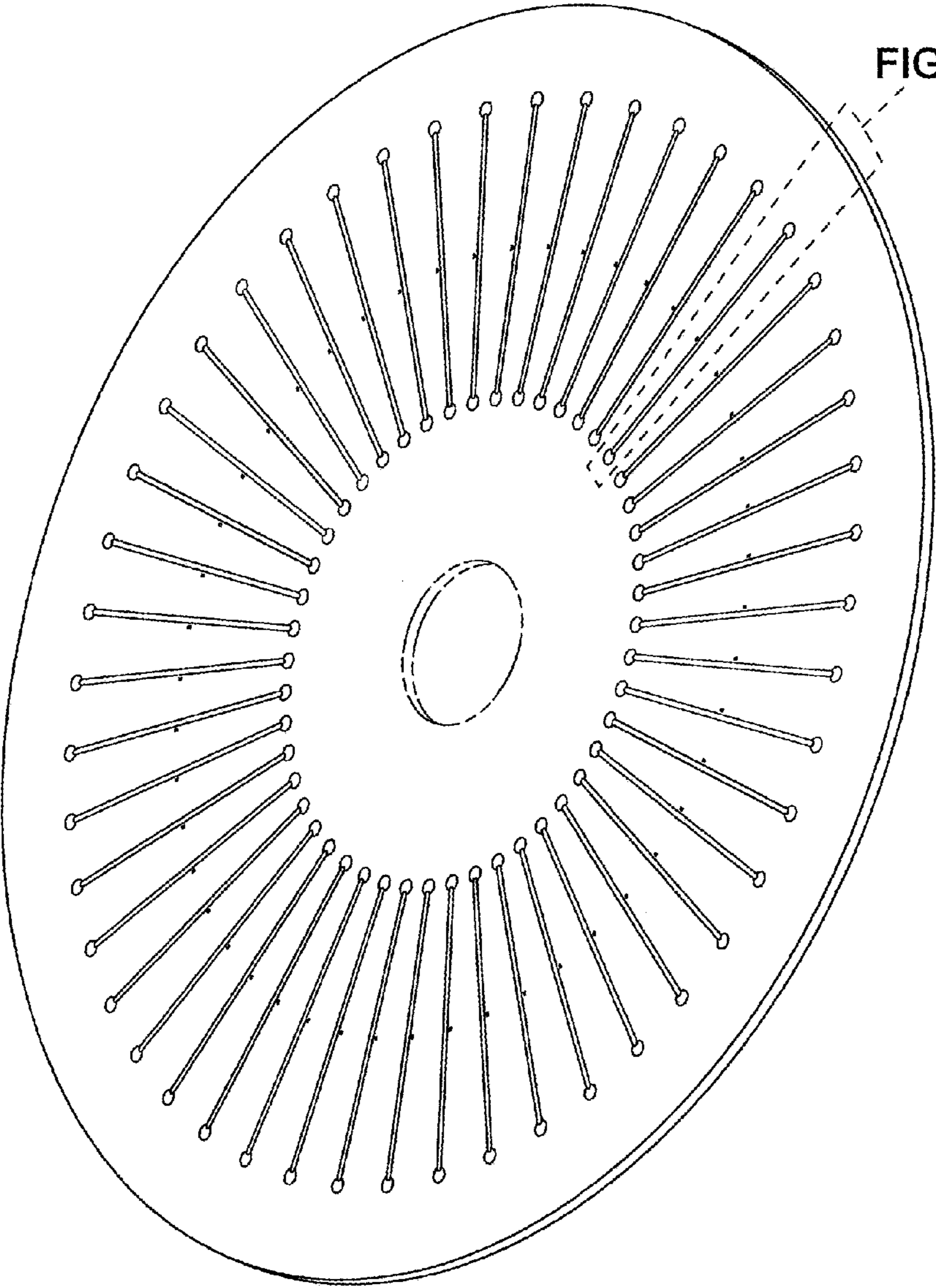


FIG. 5

FIG. 1

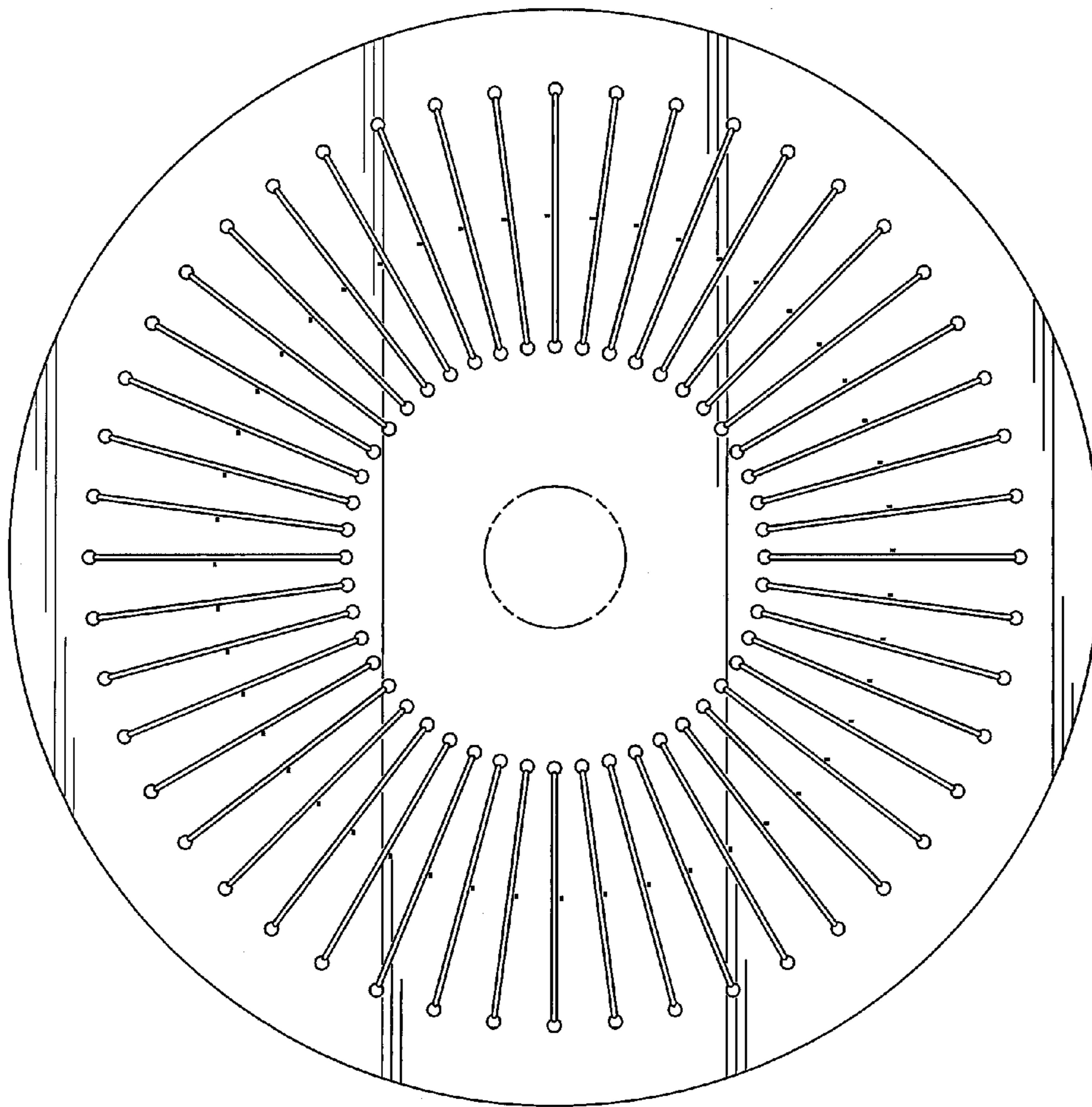


FIG. 2



FIG. 3

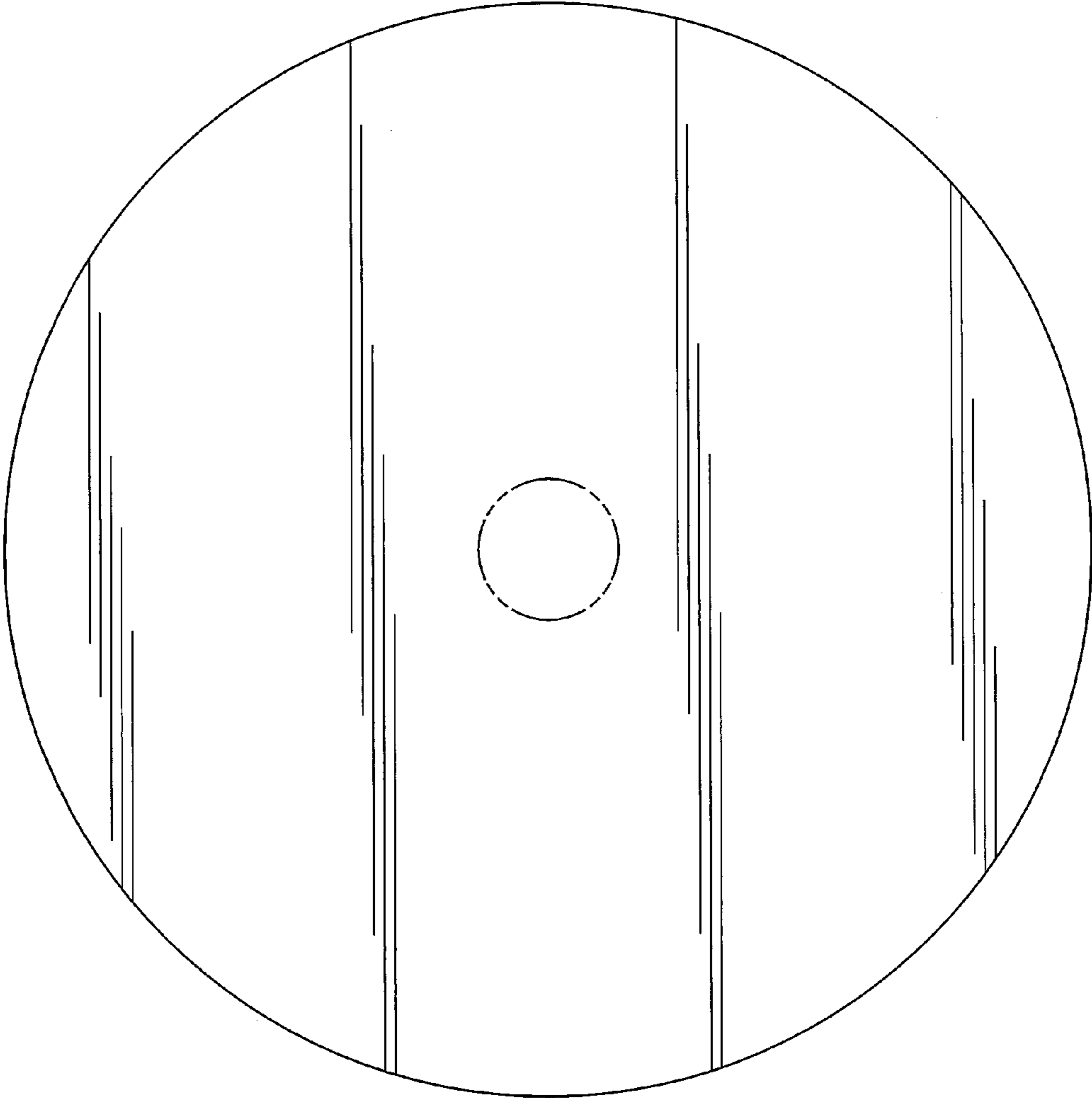


FIG. 4

FIG. 5

FIG. 6

