



US00D741885S

(12) **United States Design Patent**  
**Gomez**

(10) **Patent No.:** **US D741,885 S**  
(45) **Date of Patent:** **\*\* Oct. 27, 2015**

(54) **DISPLAY SCREEN WITH ANIMATED GRAPHICAL USER INTERFACE**

(71) Applicant: **Microsoft Corporation**, Redmond, WA (US)

(72) Inventor: **Harold S. Gomez**, Seattle, WA (US)

(73) Assignee: **Microsoft Corporation**, Redmond, WA (US)

(\*\*) Term: **14 Years**

(21) Appl. No.: **29/456,160**

(22) Filed: **May 29, 2013**

(51) **LOC (10) Cl.** ..... **14-04**

(52) **U.S. Cl.**  
USPC ..... **D14/486**

(58) **Field of Classification Search**  
USPC ..... D14/485-495; D18/24-33; D20/11, 12, D20/18, 22-28, 40  
CPC ... G06F 3/0481; G06F 3/0482; G06F 3/0483; G06F 3/04812; G06F 3/0486; G06F 3/04815; G06F 3/04817; G06F 3/04845; G06F 3/04855; G06F 3/04886; G06F 3/048  
See application file for complete search history.

(56) **References Cited**

U.S. PATENT DOCUMENTS

D651,608	S	*	1/2012	Allen et al.	.....	D14/485
D655,719	S	*	3/2012	Zaman et al.	.....	D14/486
D658,200	S	*	4/2012	Gleasant et al.	.....	D14/486
D658,201	S		4/2012	Gleasant et al.		
D658,675	S		5/2012	Gleasant et al.		
D658,677	S	*	5/2012	Gleasant et al.	.....	D14/488

D664,972	S	*	8/2012	Gleasant et al.	.....	D14/486
D664,973	S	*	8/2012	Gleasant et al.	.....	D14/486
D664,974	S		8/2012	Gleasant et al.		
D664,987	S		8/2012	Gleasant et al.		
D664,988	S	*	8/2012	Gleasant et al.	.....	D14/488
D668,262	S	*	10/2012	Gleasant et al.	.....	D14/488
8,443,305	B2	*	5/2013	Millman	.....	715/708
8,656,294	B2	*	2/2014	Wassingbo	.....	715/769
8,739,053	B2	*	5/2014	Chen et al.	.....	715/769
D726,744	S	*	4/2015	Park	.....	D14/486
D727,339	S	*	4/2015	Lee	.....	D14/486

\* cited by examiner

*Primary Examiner* — Mary Ann Calabrese

(74) *Attorney, Agent, or Firm* — Banner & Witcoff, Ltd.

(57) **CLAIM**

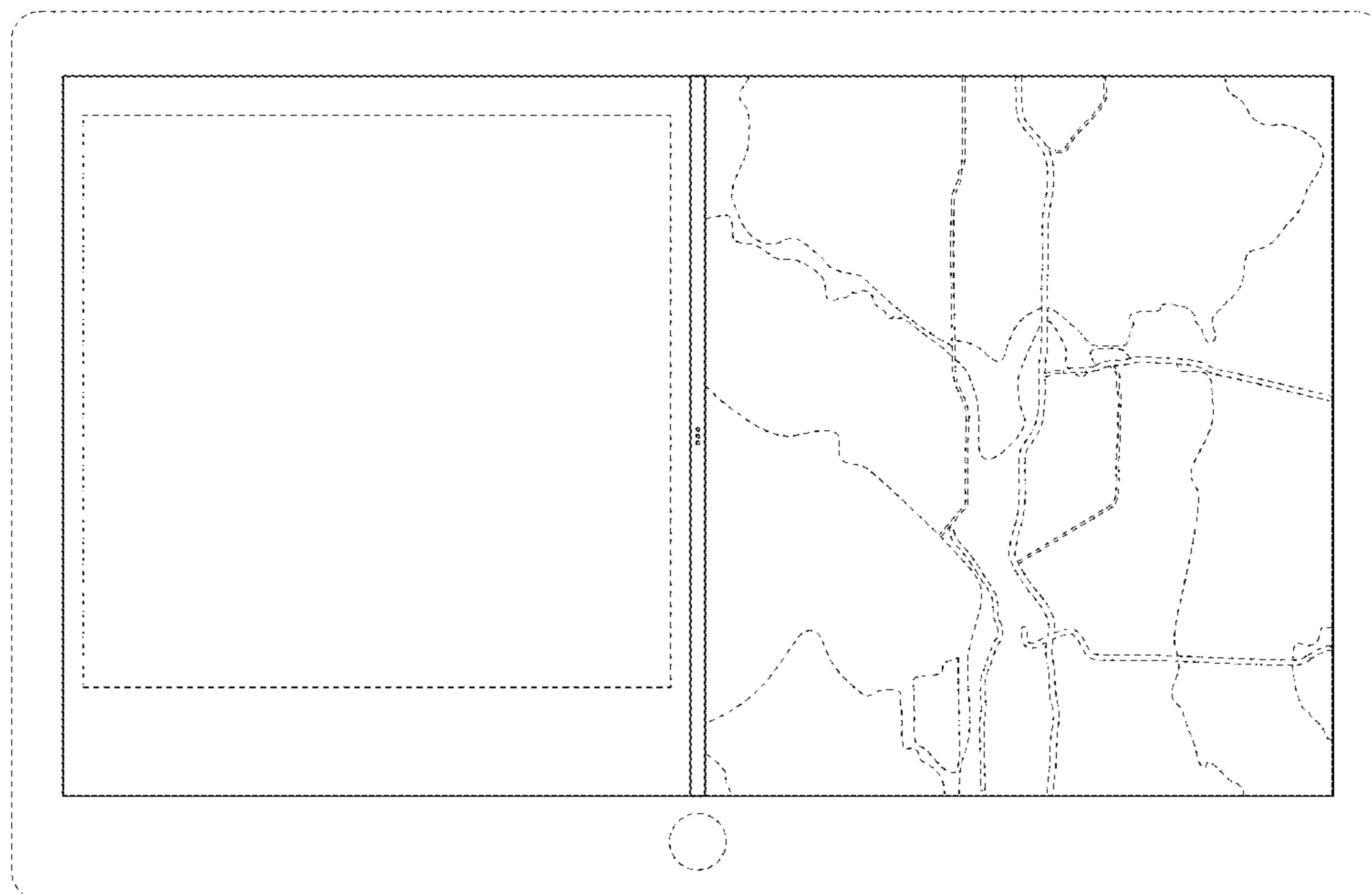
The ornamental design for a display screen with animated graphical user interface, as shown and described.

**DESCRIPTION**

FIG. 1 is the first image in a sequence for a display screen with animated graphical user interface showing the new design; FIG. 2 is the second image thereof; FIG. 3 is the third image thereof; FIG. 4 is the fourth image thereof; FIG. 5 is the fifth image thereof; and, FIG. 6 is the sixth image thereof.

The appearance of the animated graphical user interface sequentially transitions between the images shown in FIGS. 1-6. The process or period in which one image transitions to another forms no part of the claimed design. The broken-line showing of the remainder of the user interface and the remainder of the display screen is for environmental purposes only and forms no part of the claimed design.

**1 Claim, 6 Drawing Sheets**



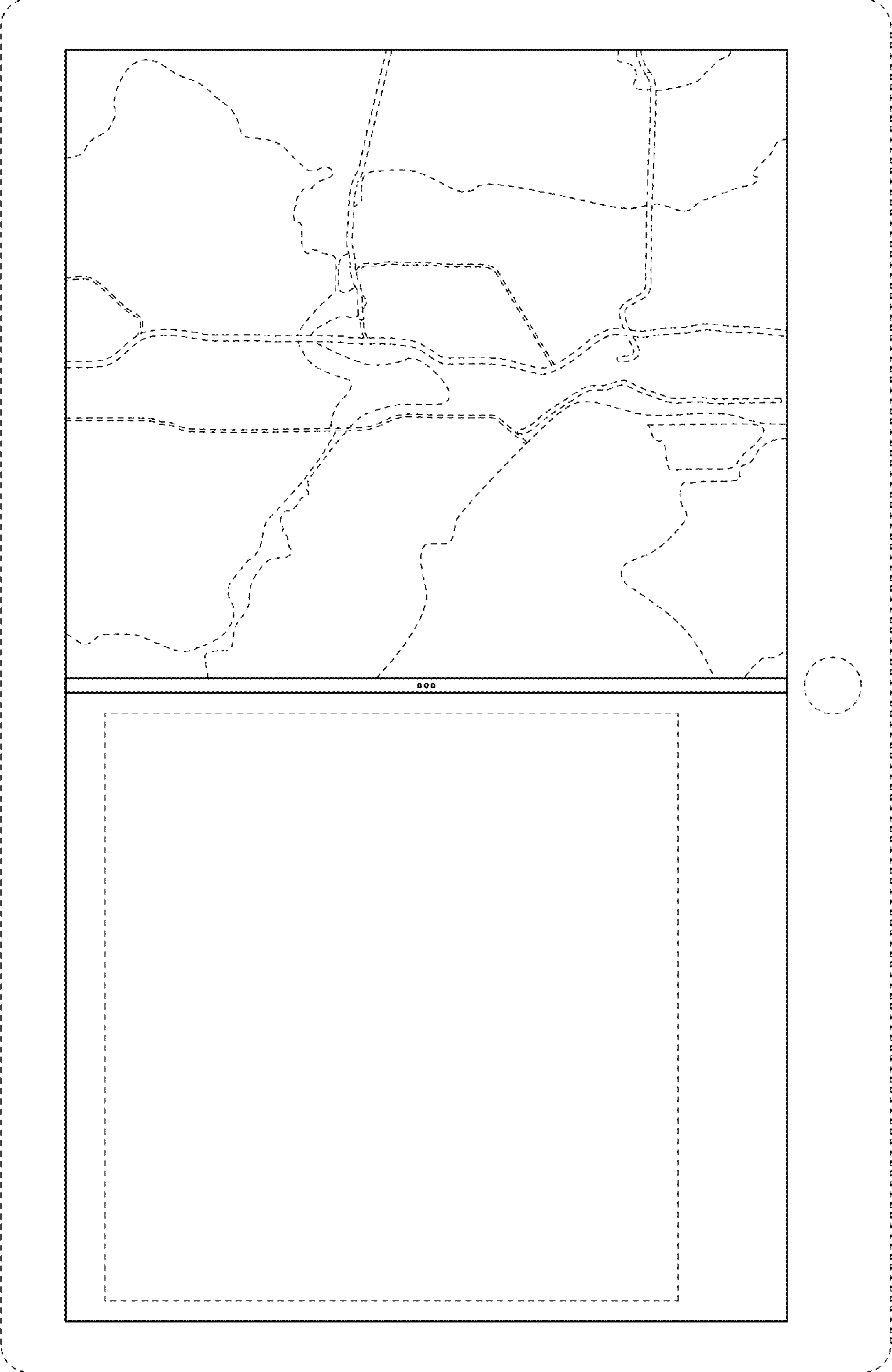


FIGURE 1

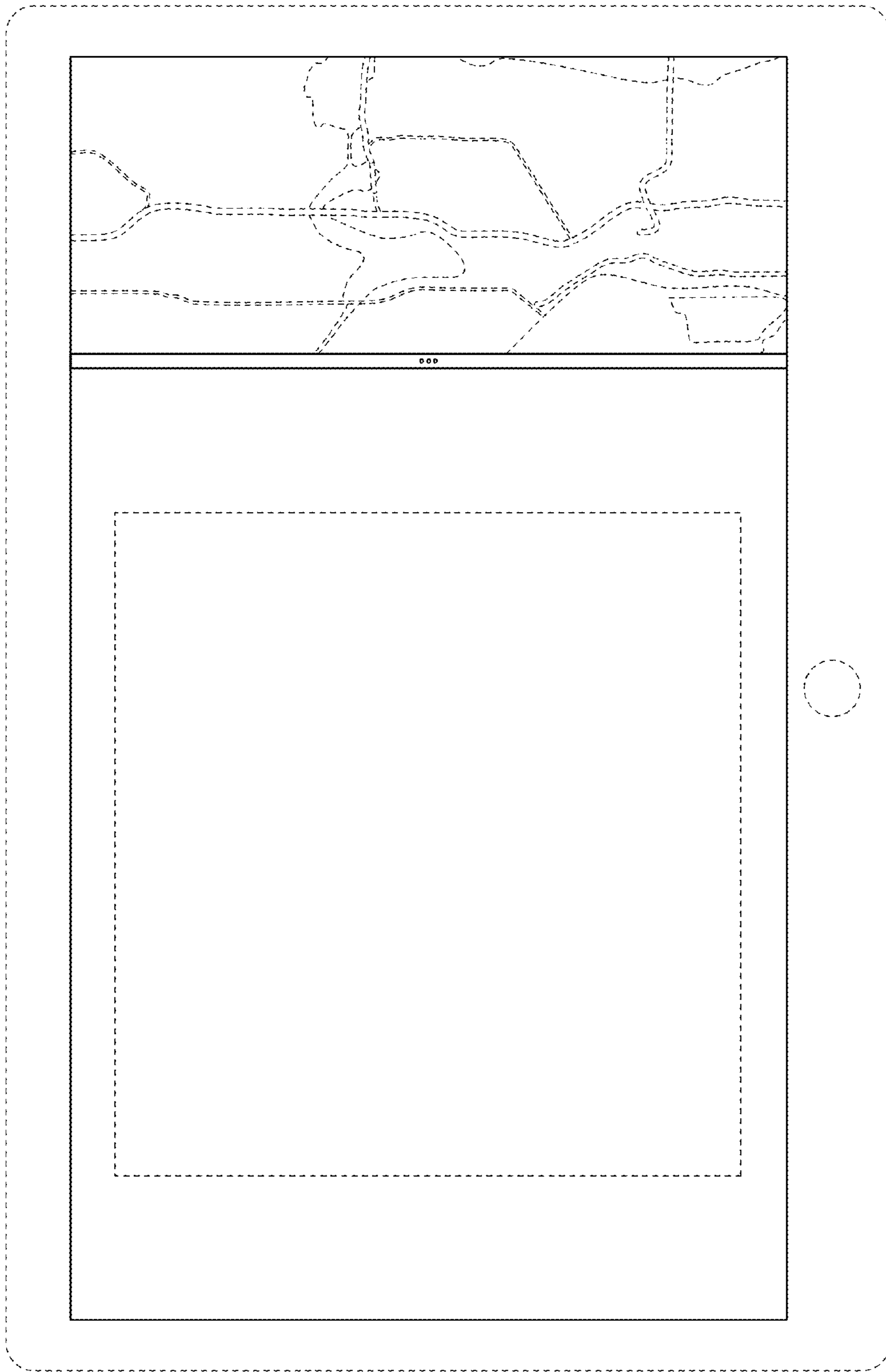


FIGURE 2

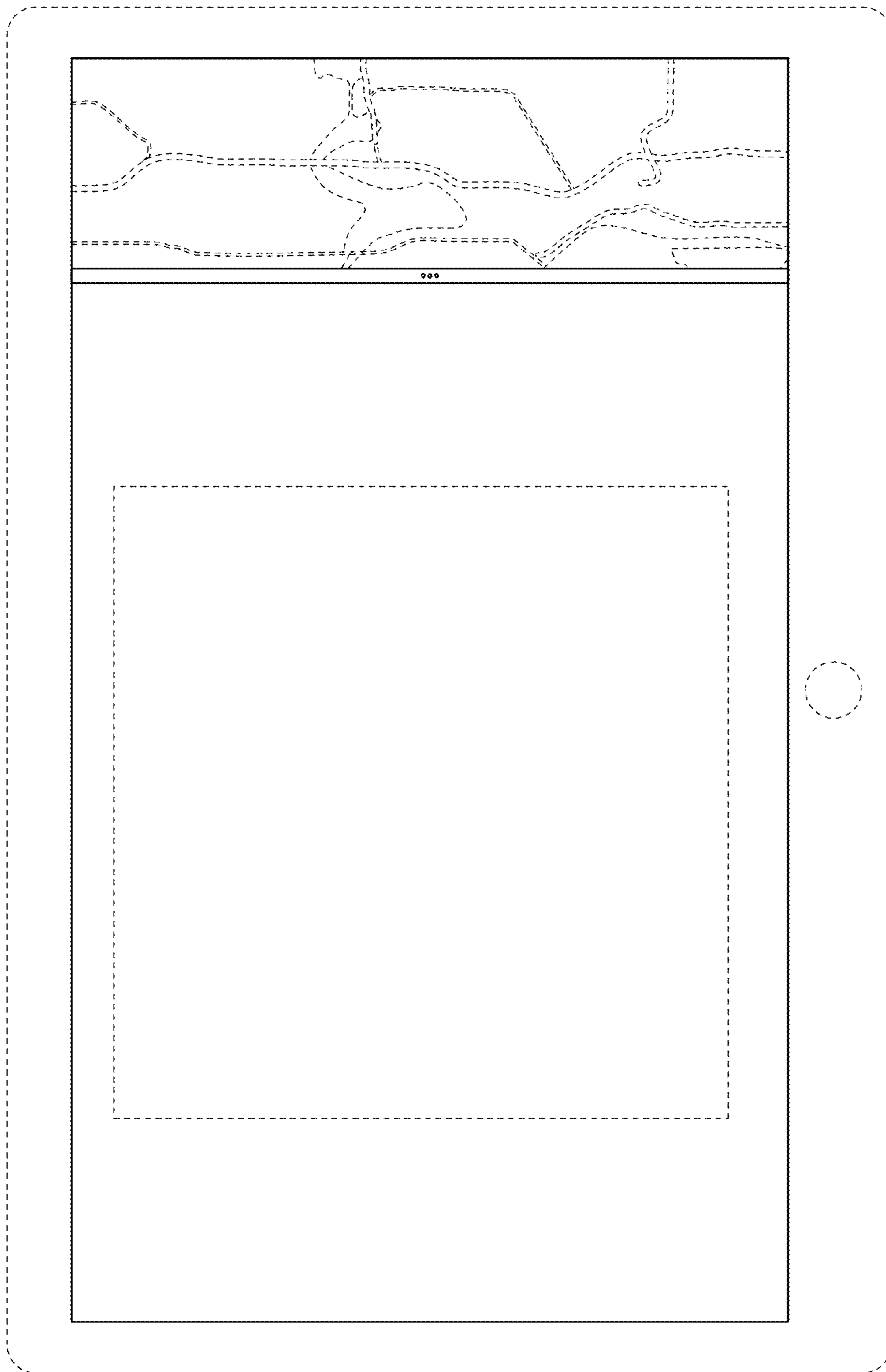


FIGURE 3

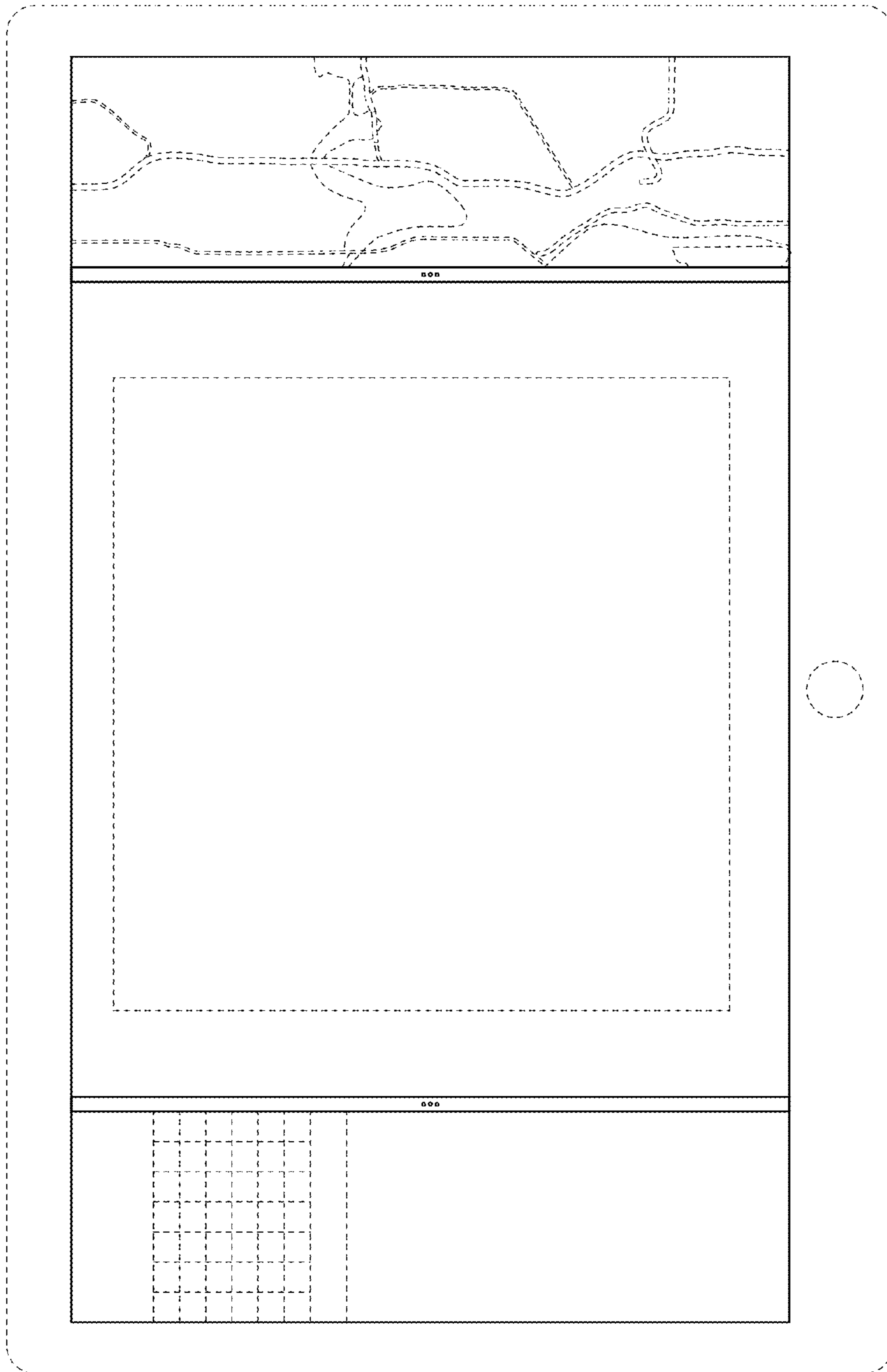


FIGURE 4

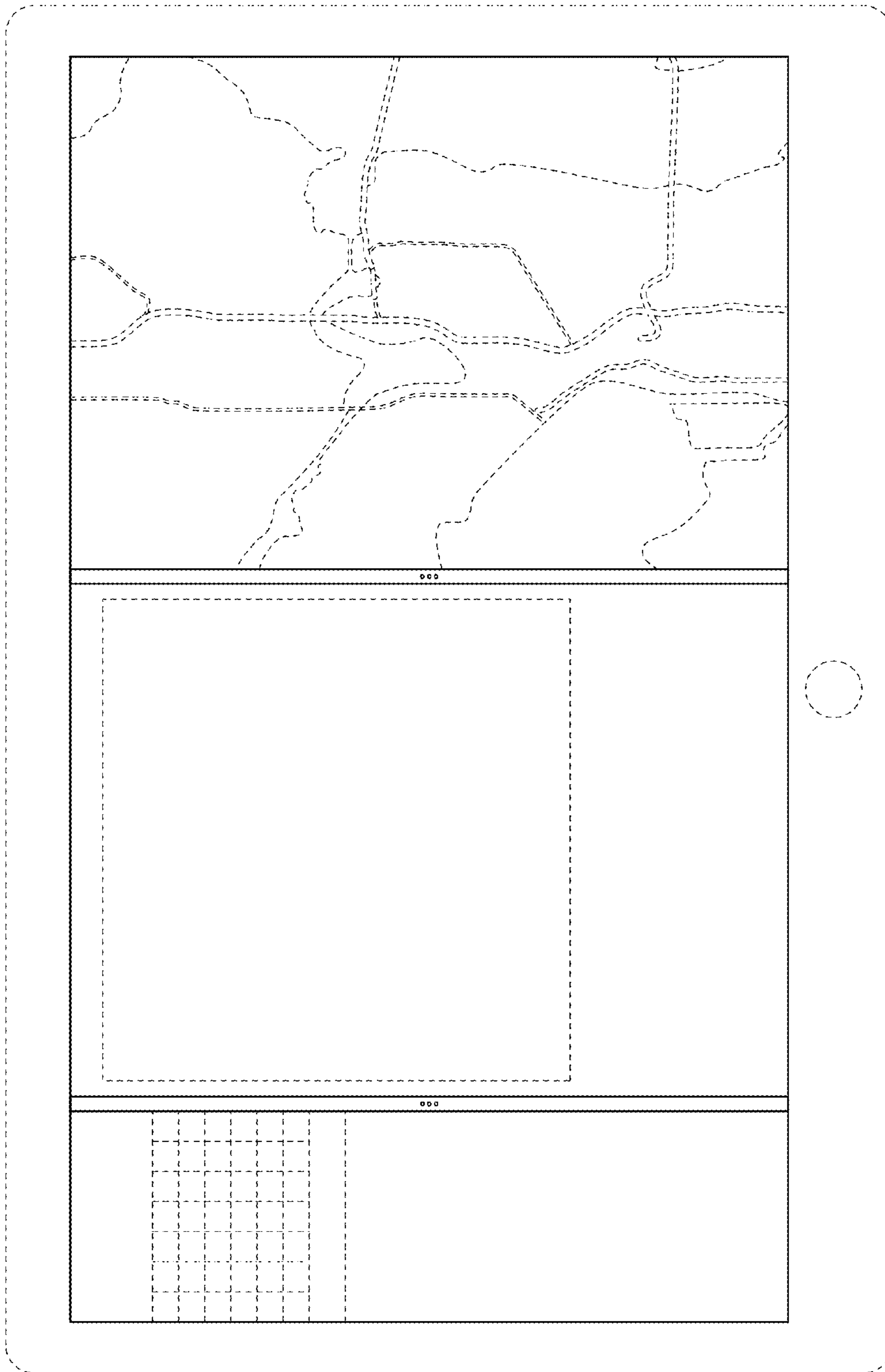


FIGURE 5



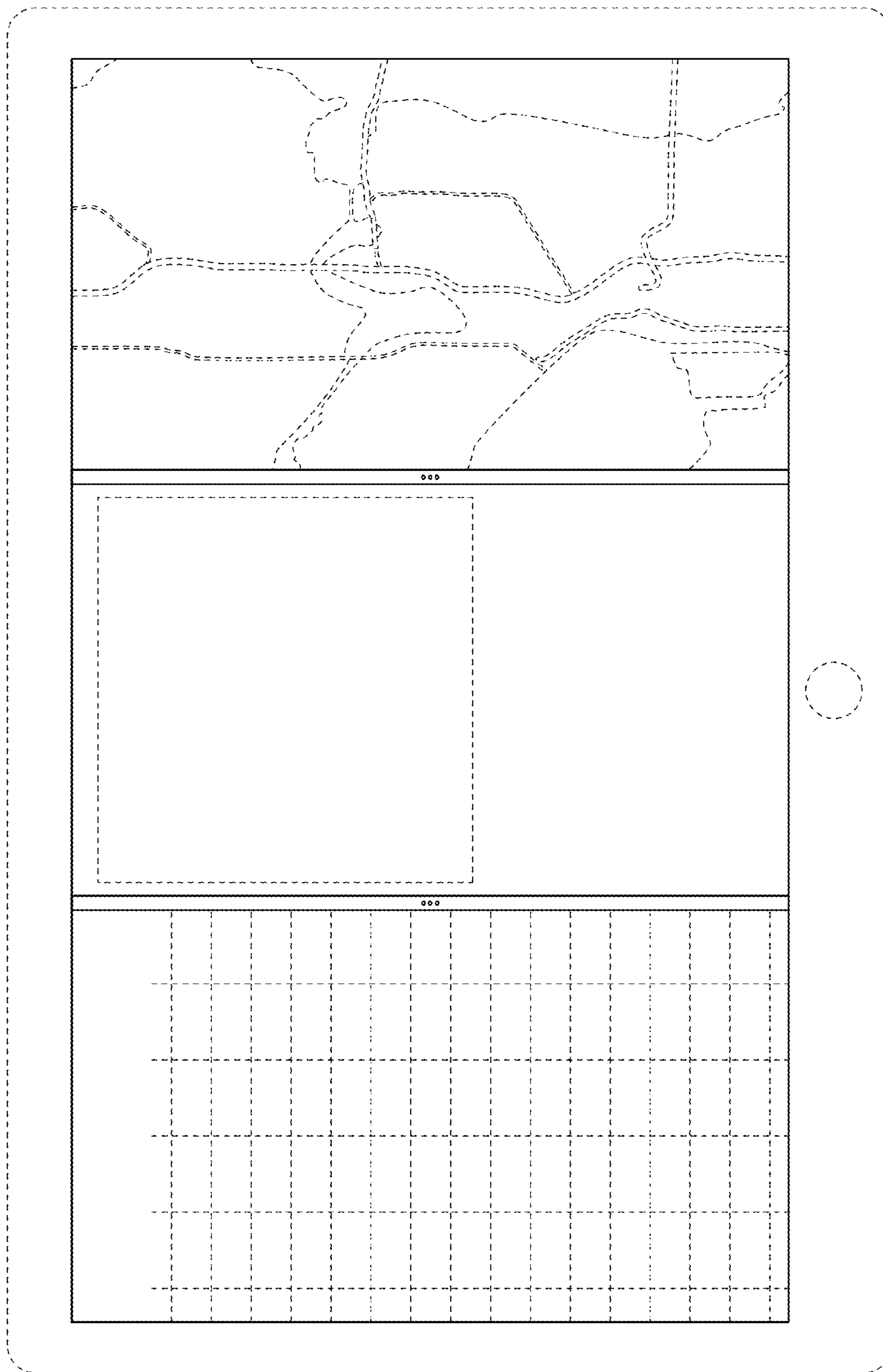


FIGURE 6