



US00D741880S

(12) **United States Design Patent**
Hong et al.

(10) **Patent No.:** **US D741,880 S**
(45) **Date of Patent:** **** Oct. 27, 2015**

(54) **DISPLAY SCREEN OF A TELEVISION RECEIVER WITH GRAPHICAL USER INTERFACE**

(75) Inventors: **Ji Young Hong**, Seoul (KR); **Gu Ang Jang**, Seoul (KR); **Jin Hae Choi**, Seoul (KR); **Kyung In Yang**, Seongnam-si (KR); **Sung Il Cho**, Seoul (KR)

(73) Assignee: **LG Electronics Inc.**, Seoul (KR)

(**) Term: **14 Years**

(21) Appl. No.: **29/428,422**

(22) Filed: **Jul. 31, 2012**

(30) **Foreign Application Priority Data**

Feb. 3, 2012 (KR) 30-2012-0005189

(51) **LOC (10) Cl.** **14-04**

(52) **U.S. Cl.**
USPC **D14/486**

(58) **Field of Classification Search**
USPC D14/485, 486, 487, 488, 489, 490, 491, D14/492, 493, 494, 495; 715/720; 725/57
CPC G06F 3/04818; H04N 5/44543
See application file for complete search history.

(56) **References Cited**

U.S. PATENT DOCUMENTS

D558,215 S *	12/2007	Hally et al.	D14/486
D575,299 S *	8/2008	Lee	D14/486
D579,459 S *	10/2008	Tomizawa et al.	D14/487
D645,471 S *	9/2011	Gardner et al.	D14/492
8,054,294 B2 *	11/2011	Sakai et al.	345/169
D683,351 S *	5/2013	Lee et al.	D14/486
D686,248 S *	7/2013	Gardner et al.	D14/495
D715,824 S *	10/2014	Molaro et al.	D14/486
D716,342 S *	10/2014	Hari et al.	D14/489

D716,830 S *	11/2014	Hwang et al.	D14/486
2010/0257484 A1 *	10/2010	Nakamura et al.	715/828
2011/0126156 A1 *	5/2011	Krishnaraj et al.	715/828
2014/0047566 A1 *	2/2014	Kidron	726/30
2014/0082556 A1 *	3/2014	Matsushima et al.	715/830
2014/0223099 A1 *	8/2014	Kidron	711/118
2014/0331135 A1 *	11/2014	Sukoff et al.	715/719

FOREIGN PATENT DOCUMENTS

KR 300638517.0000 * 4/2012

* cited by examiner

Primary Examiner — Karen E Eldridge Powers

(74) *Attorney, Agent, or Firm* — Morgan, Lewis & Bockius LLP

(57) **CLAIM**

We claim the ornamental design for a display screen of a television receiver with graphical user interface, as shown and described.

DESCRIPTION

FIG. 1 is a front view of a first image of a display screen of a television receiver with graphical user interface showing our new design;

FIG. 2 is a front view of a second image thereof;

FIG. 3 is a front view of a third image thereof;

FIG. 4 is a front view of a fourth image thereof;

FIG. 5 is a front view of a fifth image thereof;

FIG. 6 is a front view of a sixth image thereof; and,

FIG. 7 is a front view of a seventh image thereof.

The broken lines shown in the drawings illustrate a television receiver display screen and form no part of the claimed design.

The appearance of the transitional image sequentially transitions between the images shown in FIGS. 1-7. The process or period in which one image transitions to another image forms no part of the claimed design.

1 Claim, 7 Drawing Sheets





FIG. 1




FIG. 2

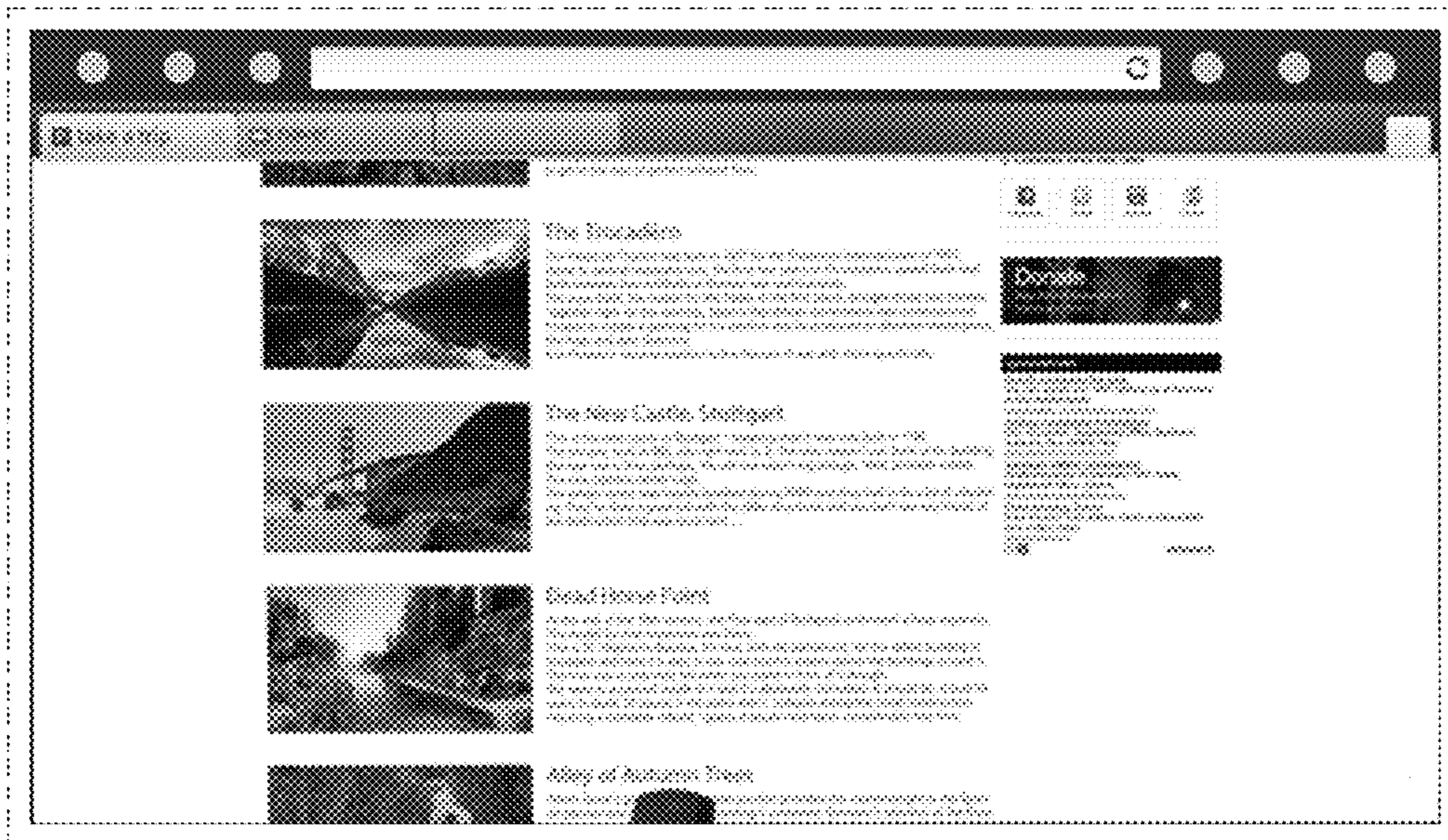


FIG. 3



FIG. 4

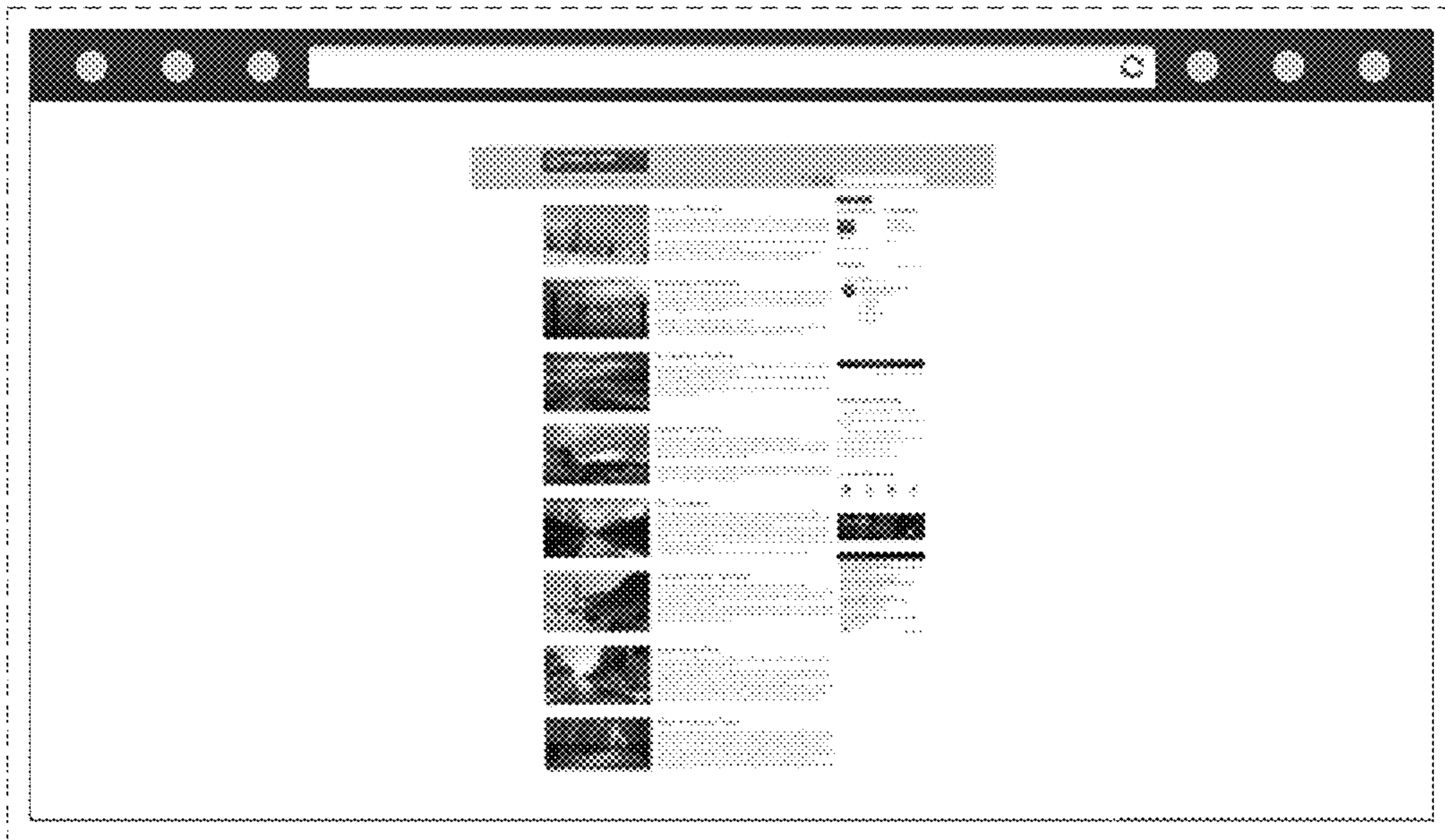


FIG. 5

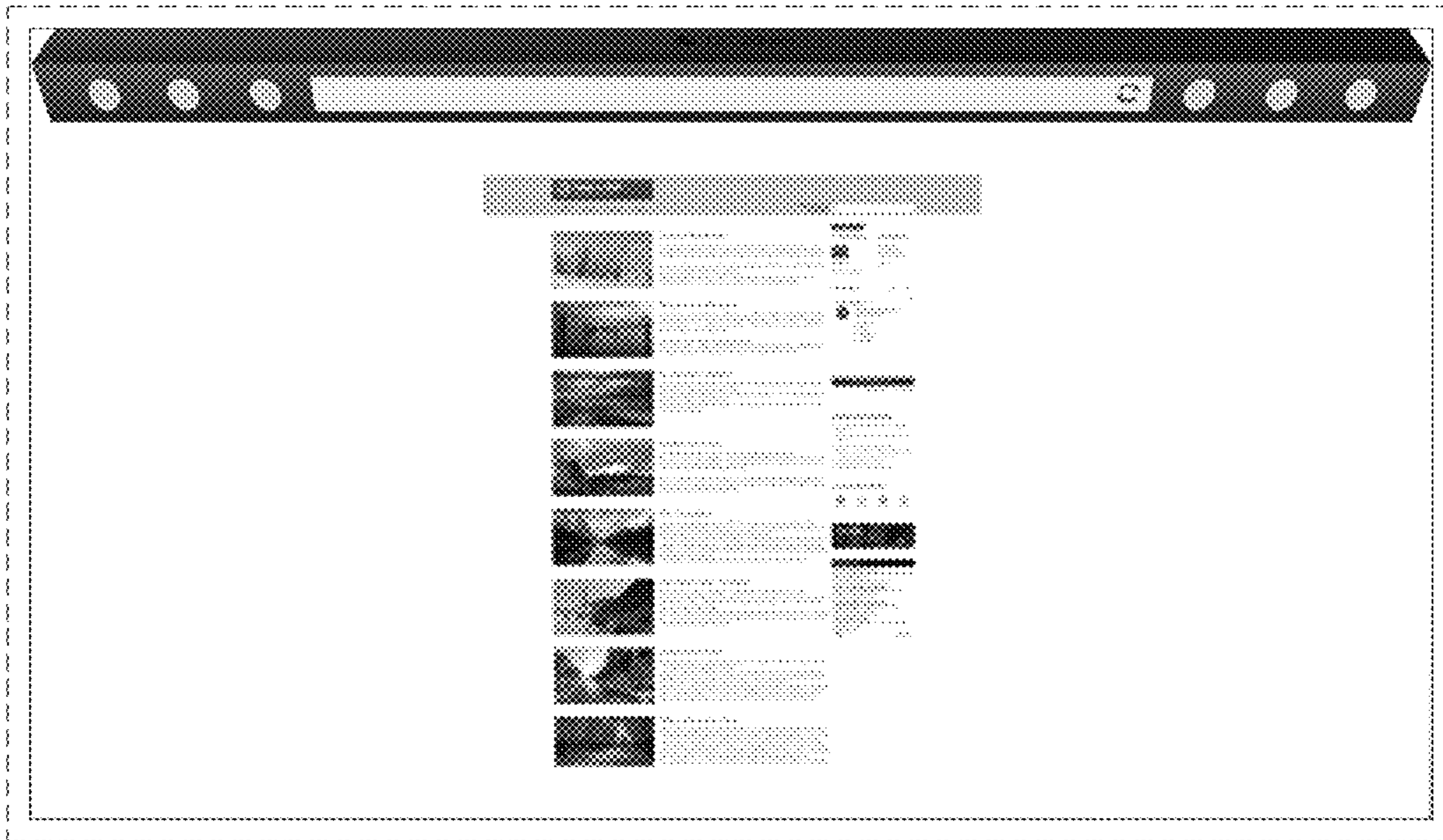


FIG. 6

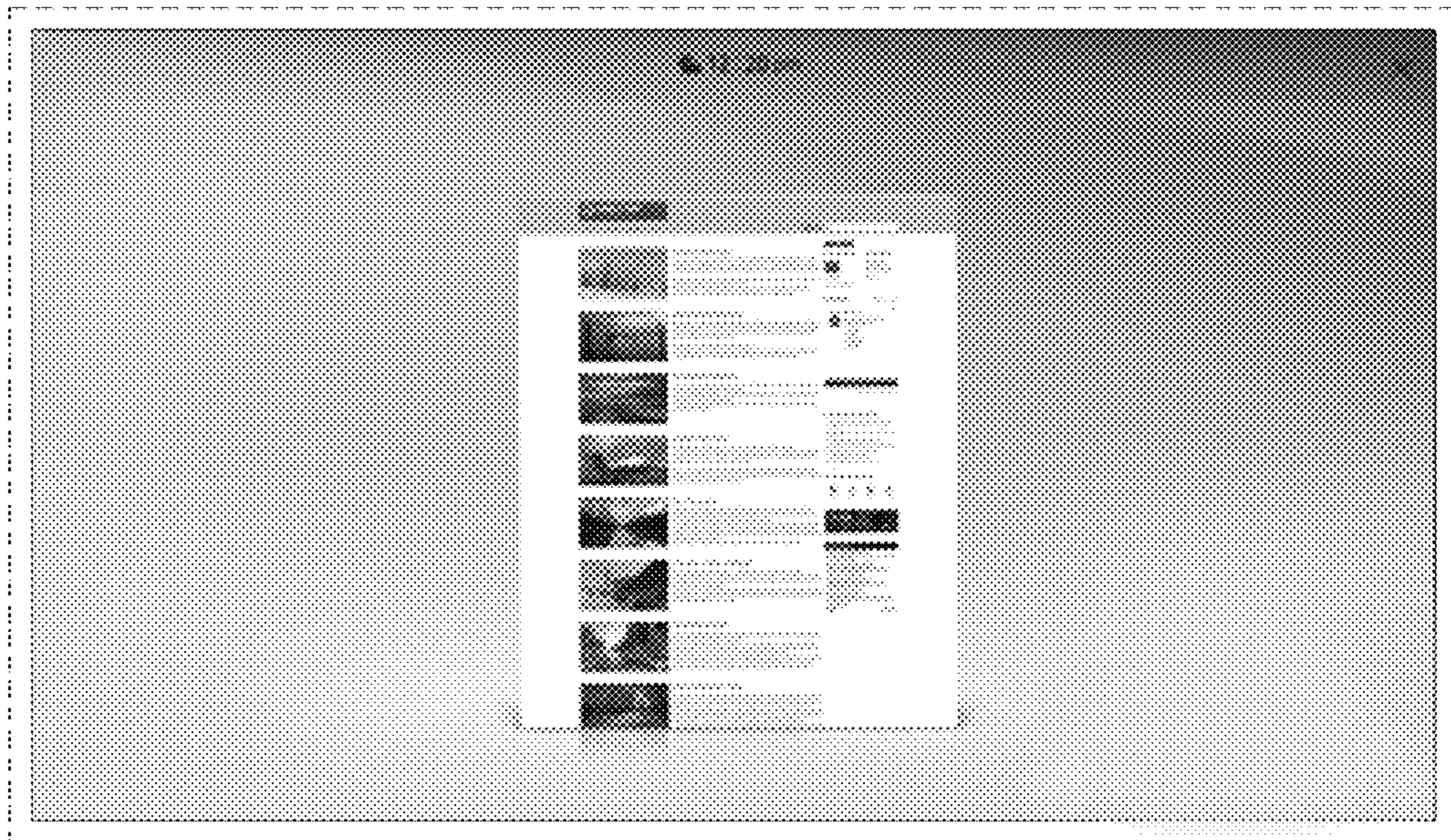


FIG. 7

