



US00D741877S

(12) **United States Design Patent**
Torres et al.

(10) **Patent No.:** **US D741,877 S**

(45) **Date of Patent:** **** Oct. 27, 2015**

(54) **DISPLAY SCREEN WITH ANIMATED ICON**

(71) Applicant: **Microsoft Corporation**, Redmond, WA (US)

(72) Inventors: **Ramiro Torres**, Seattle, WA (US);
Michael I. Guss, Seattle, WA (US); **Alex Anthony Tursi**, Seattle, WA (US); **Silas Varga**, Seattle, WA (US)

(73) Assignee: **Microsoft Corporation**, Redmond, WA (US)

(**) Term: **14 Years**

(21) Appl. No.: **29/473,405**

(22) Filed: **Nov. 21, 2013**

(51) **LOC (10) Cl.** **14-04**

(52) **U.S. Cl.**
USPC **D14/485**

(58) **Field of Classification Search**
USPC D14/485-495; 715/835, 836, 837, 840,
715/846, 847, 976, 977
CPC ... G06F 3/048; G06F 3/0481; G06F 3/04817;
G06F 3/0482
See application file for complete search history.

(56) **References Cited**

U.S. PATENT DOCUMENTS

D522,529 S *	6/2006	Gibson	D14/489
D539,810 S *	4/2007	Cummins	D14/489
D548,244 S *	8/2007	Fletcher	D14/493
D572,719 S *	7/2008	Beamish et al.	D14/488
D620,024 S	7/2010	Dunn et al.		
D624,930 S *	10/2010	Agnetta et al.	D14/487
D651,610 S *	1/2012	Anzures	D14/488

D658,201 S	4/2012	Gleasant et al.		
D667,840 S *	9/2012	Anzures	D14/487
D668,671 S	10/2012	Zaman et al.		
D678,322 S *	3/2013	Steele et al.	D14/492
D705,812 S *	5/2014	Gerssen et al.	D14/493
D706,816 S *	6/2014	Holz et al.	D14/489
D706,823 S *	6/2014	Abratowski et al.	D14/489
D725,675 S *	3/2015	Furuya Mariche et al.	..	D14/490
2011/0279397 A1 *	11/2011	Rimon et al.	345/173

* cited by examiner

Primary Examiner — Angela J Lee

(74) *Attorney, Agent, or Firm* — Banner & Witcoff, Ltd.


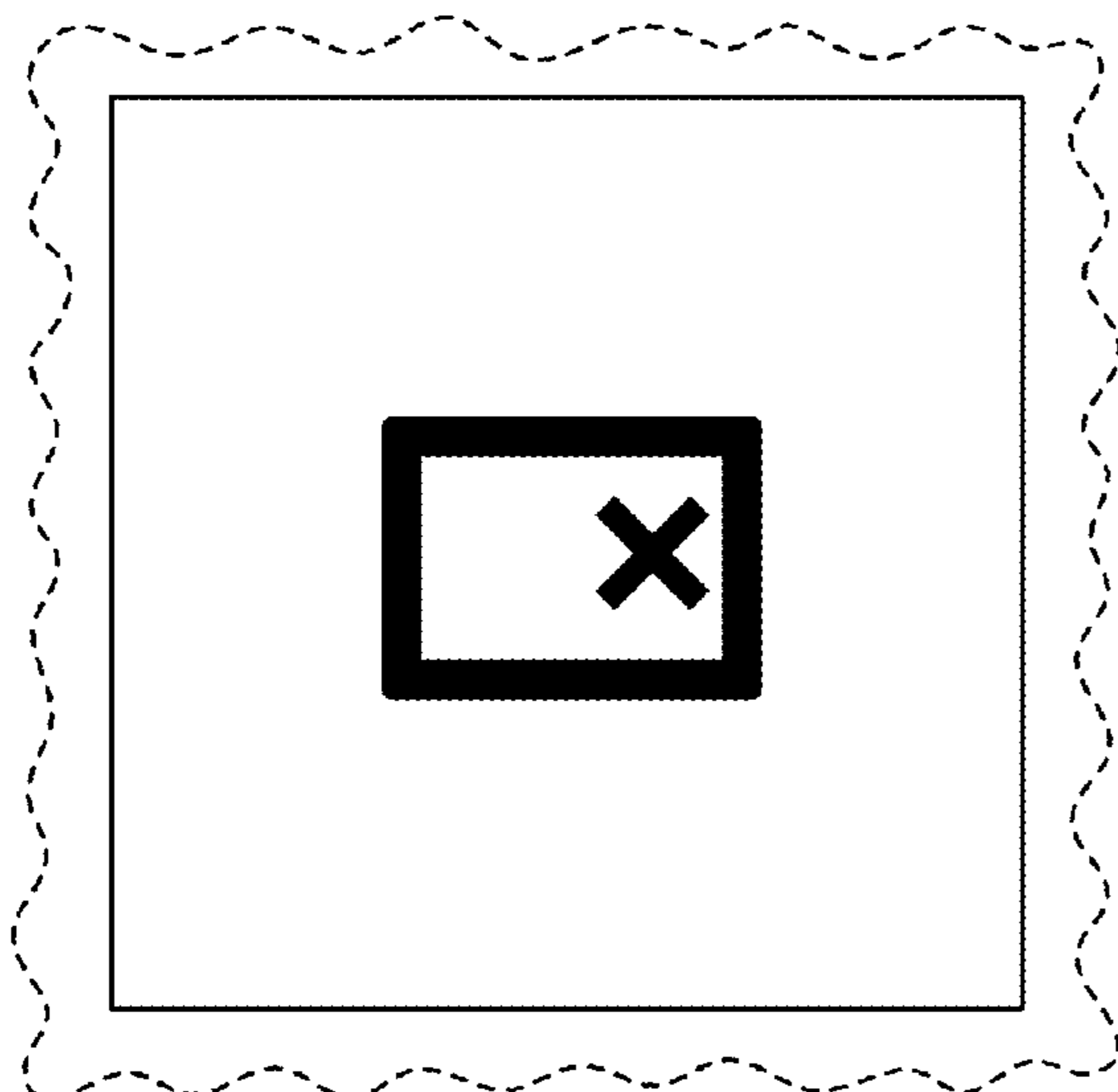
(57) **CLAIM**

The ornamental design for a display screen with animated icon, as shown and described.

DESCRIPTION

FIG. 1 is the first image in a sequence for a display screen with animated icon showing our new design; FIG. 2 is the second image thereof; FIG. 3 is the third image thereof; FIG. 4 is the fourth image thereof; FIG. 5 is the fifth image thereof; FIG. 6 is the sixth image thereof; FIG. 7 is the seventh image thereof; FIG. 8 is the eighth image thereof; and, FIG. 9 is the ninth image thereof. The appearance of the animated graphical user interface sequentially transitions between the images shown in FIGS. 1-9. The process or period in which one image transitions to another forms no part of the claimed design. The broken line showing of the remainder of the user interface and the remainder of the display screen is for environmental purposes only and forms no part of the claimed design.

1 Claim, 9 Drawing Sheets






FIG. 1

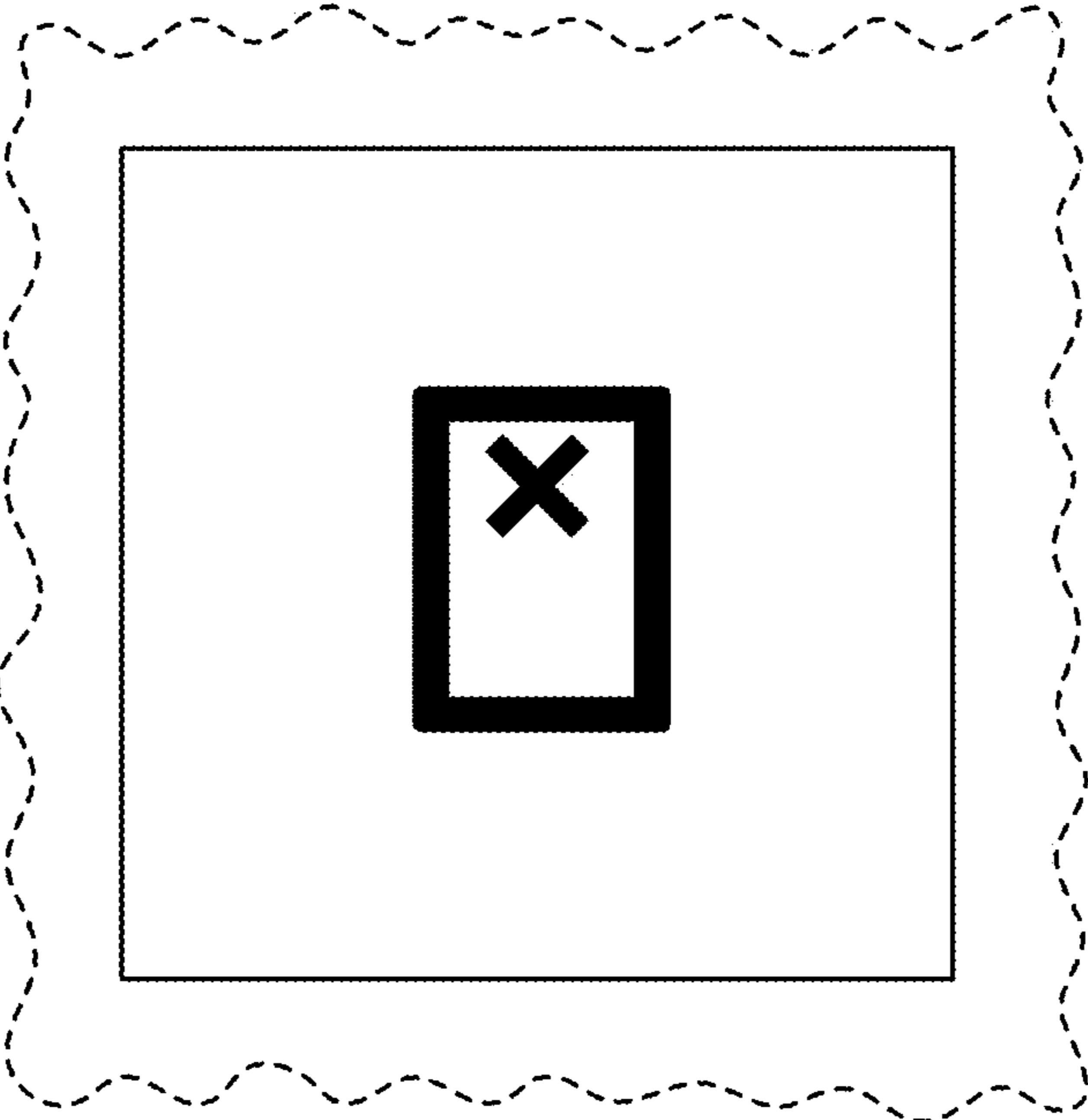


FIG. 2




FIG. 3




FIG. 4

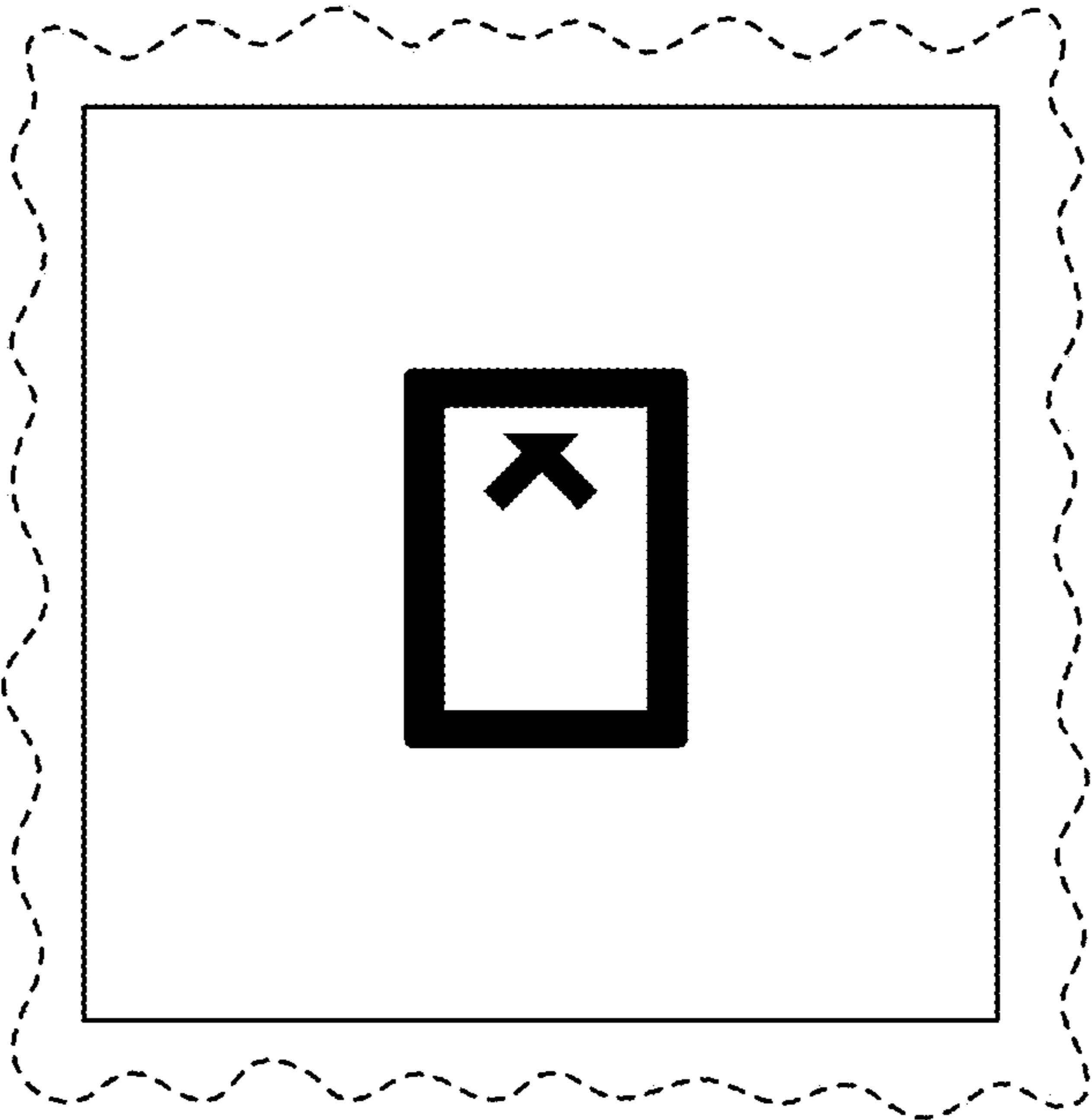


FIG. 5

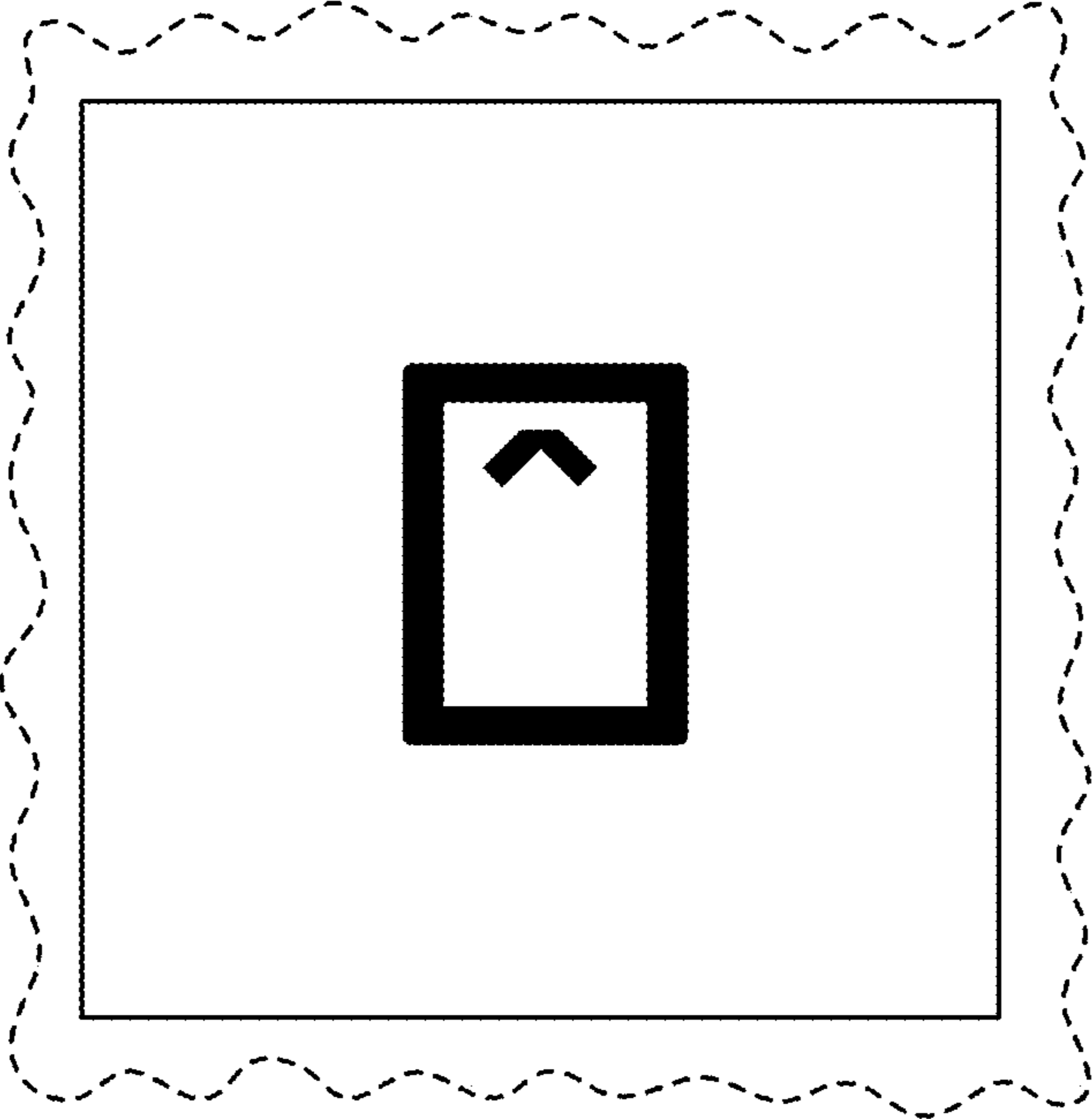


FIG. 6




FIG. 7




FIG. 8




FIG. 9