



US00D741872S

(12) **United States Design Patent**
Hall

(10) **Patent No.:** **US D741,872 S**
(45) **Date of Patent:** **** Oct. 27, 2015**

(54) **DISPLAY SCREEN WITH GRAPHICAL USER INTERFACE**

(71) Applicant: **Microsoft Corporation**, Redmond, WA (US)

(72) Inventor: **Marty J. Hall**, Redmond, WA (US)

(73) Assignee: **Microsoft Corporation**, Redmond, WA (US)

(**) Term: **14 Years**

(21) Appl. No.: **29/456,208**

(22) Filed: **May 29, 2013**

(51) **LOC (10) Cl.** **14-04**

(52) **U.S. Cl.**
USPC **D14/485**
CPC **G06F 3/04817** (2013.01)

(58) **Field of Classification Search**
USPC D14/485–495; 715/700–867, 973–977
CPC G06F 3/0481–3/0486
See application file for complete search history.

(56) **References Cited**

U.S. PATENT DOCUMENTS

5,890,178	A	*	3/1999	Haneda	715/203
D450,059	S	*	11/2001	Itou	D14/489
D463,444	S	*	9/2002	Istvan et al.	D14/486
D467,252	S	*	12/2002	Lee	D14/486
6,922,814	B2	*	7/2005	Sirhall	715/769
D525,982	S	*	8/2006	Suzuki	D14/486
D543,987	S	*	6/2007	Rimas-Ribikauskas	D14/485
				et al.	D14/485
D544,879	S	*	6/2007	Harvey et al.	D14/493
D552,120	S	*	10/2007	Arai	D14/486
D565,581	S	*	4/2008	Gunn et al.	D14/487

D565,584	S	*	4/2008	Gunn et al.	D14/487
D588,153	S	*	3/2009	Okada	D14/488
D664,979	S		8/2012	Barcheck et al.	
D667,834	S	*	9/2012	Coffman et al.	D14/486
D669,487	S	*	10/2012	Yang et al.	D14/486
D670,722	S	*	11/2012	Yang et al.	D14/486
D691,160	S	*	10/2013	Schupp et al.	D14/486
D729,830	S	*	5/2015	Trusz et al.	D14/486
D729,831	S	*	5/2015	Jarzabek	D14/486
D731,513	S	*	6/2015	Donahue et al.	D14/486
D731,535	S	*	6/2015	Seo et al.	D14/488

* cited by examiner

Primary Examiner — Richard E Chilcot

(74) *Attorney, Agent, or Firm* — Banner & Witcoff, Ltd.

(57) **CLAIM**

The ornamental design for a display screen with graphical user interface, as shown and described.

DESCRIPTION

FIG. 1 is a front view of a display screen with graphical user interface showing my/our new design;

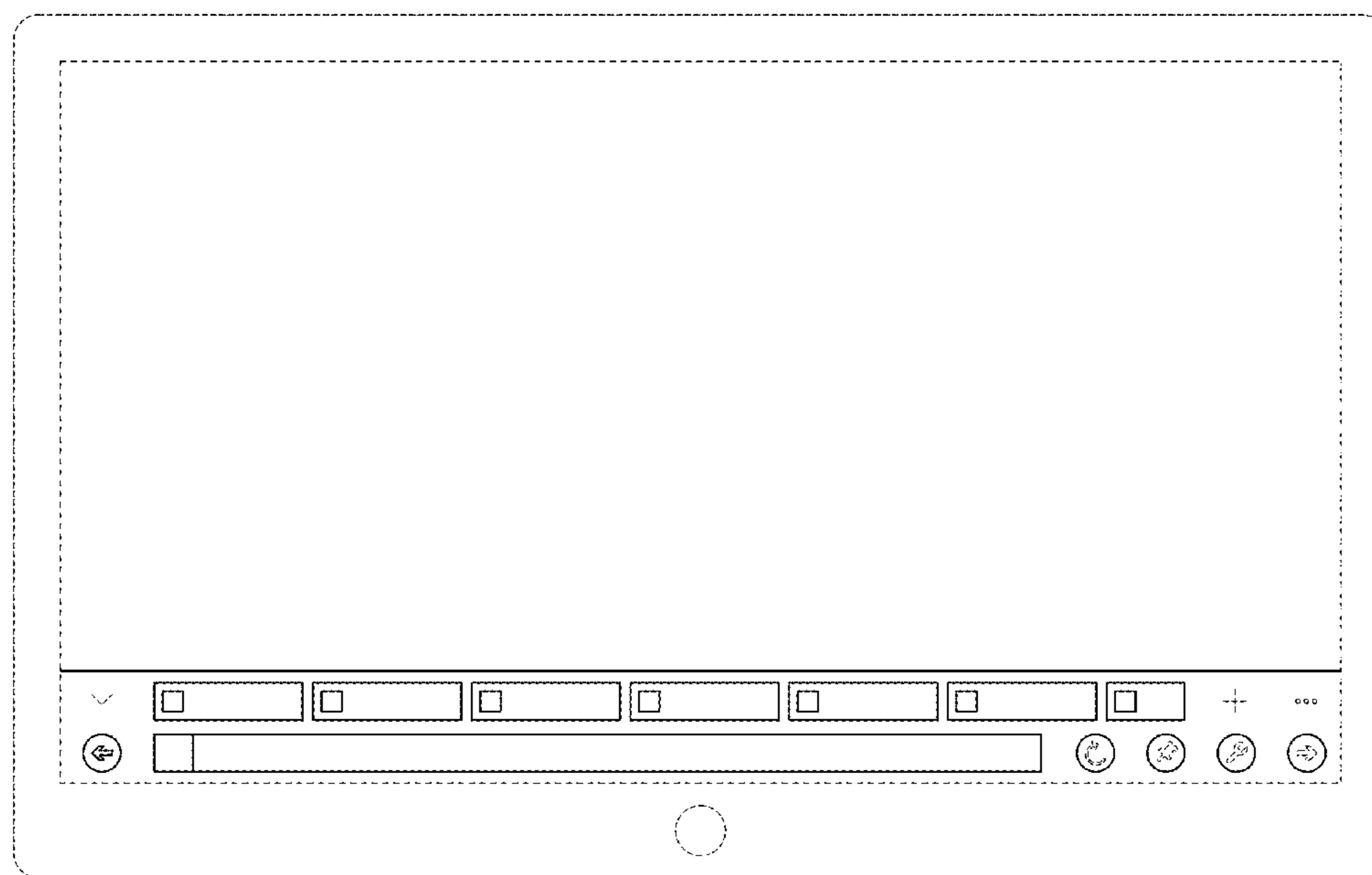
FIG. 2 is a front view of a display screen with graphical user interface showing an alternative embodiment of my/our new design;

FIG. 3 is a front view of a display screen with graphical user interface showing a second alternative embodiment of my/our new design; and,

FIG. 4 is a front view of a display screen with graphical user interface showing a third alternative embodiment of my/our new design.

The broken line showing of the six icons, the remainder of the user interface, and the remainder of the display screen is for environmental purposes only and forms no part of the claimed design.

1 Claim, 4 Drawing Sheets



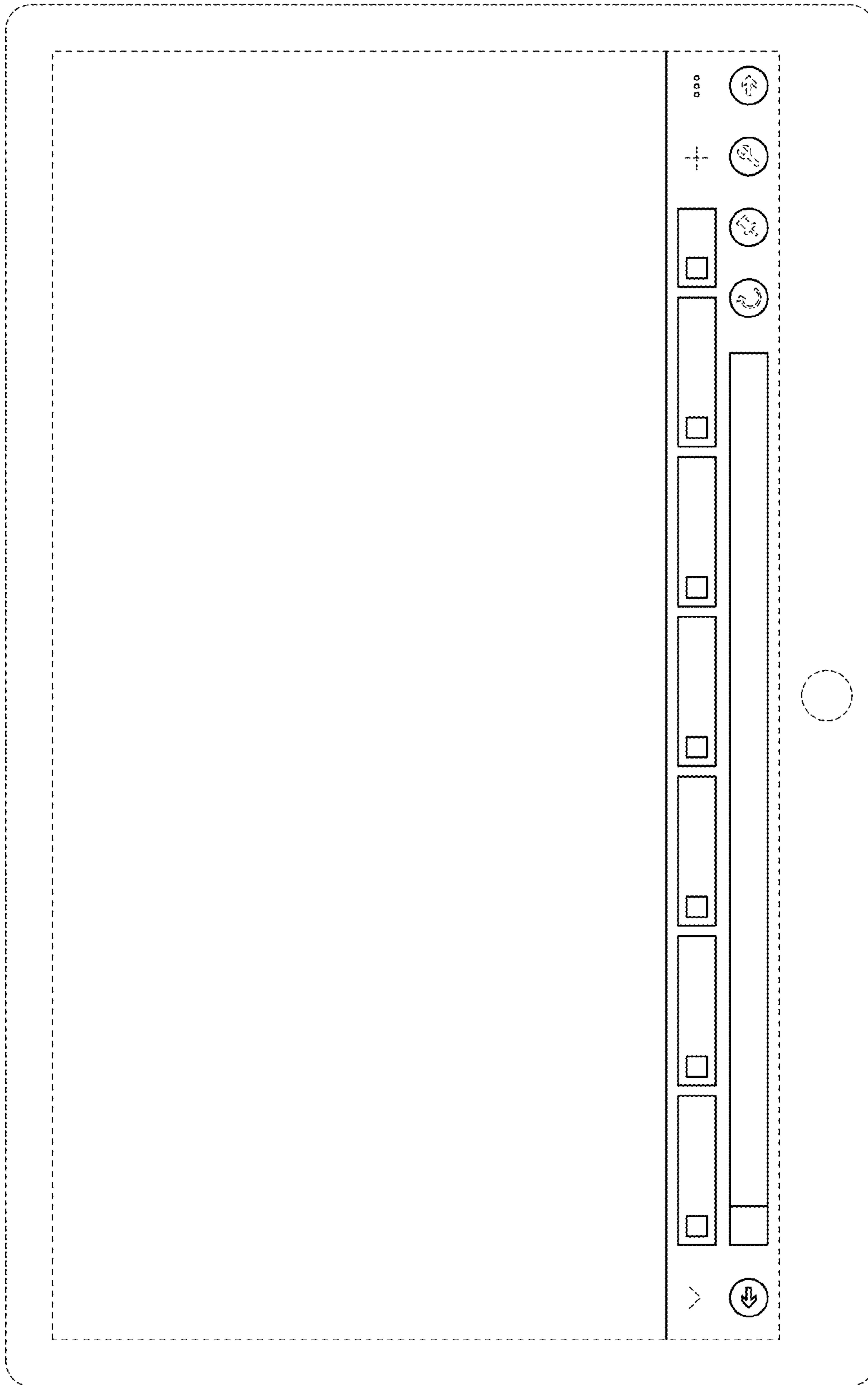


FIGURE 1

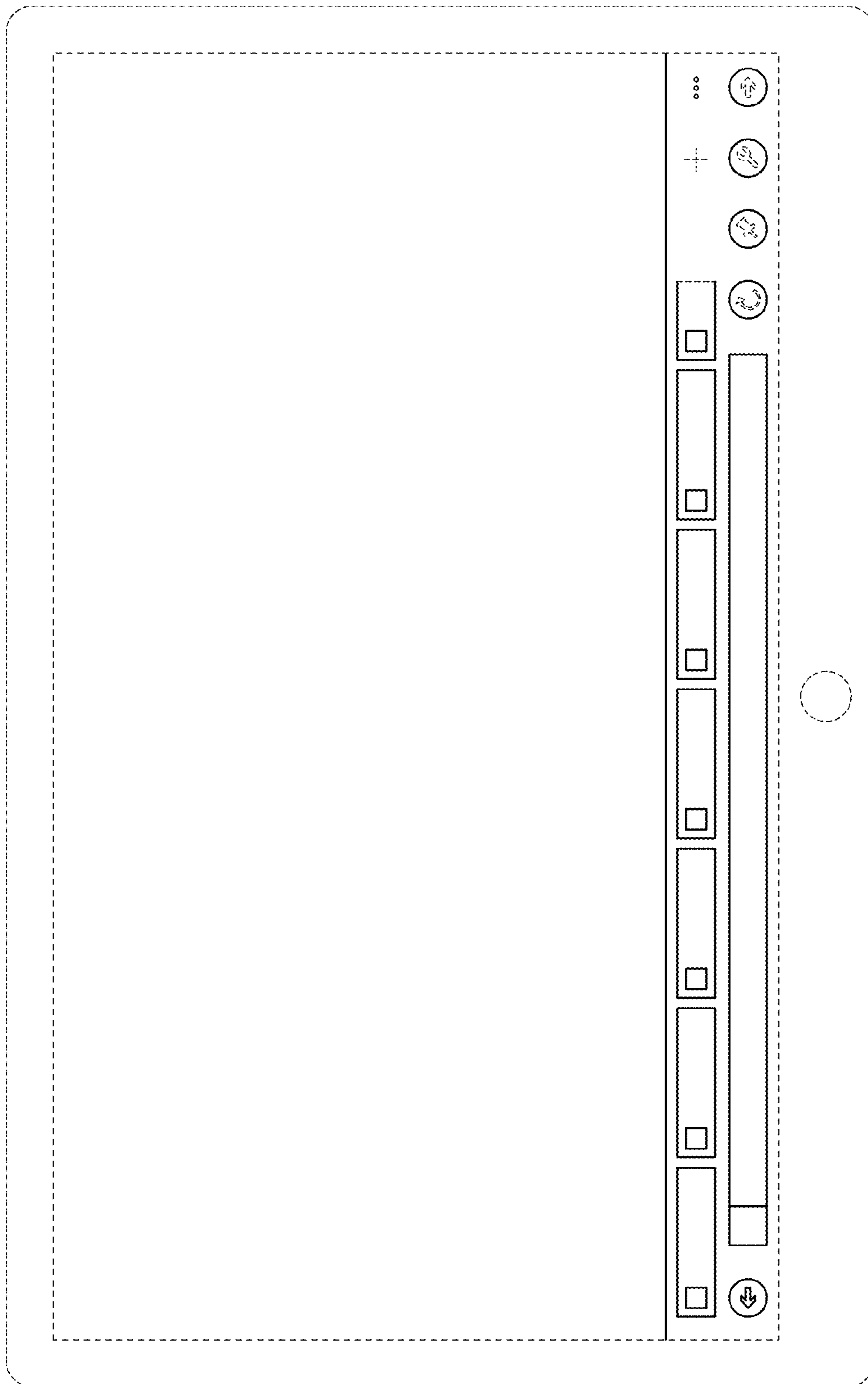


FIGURE 2

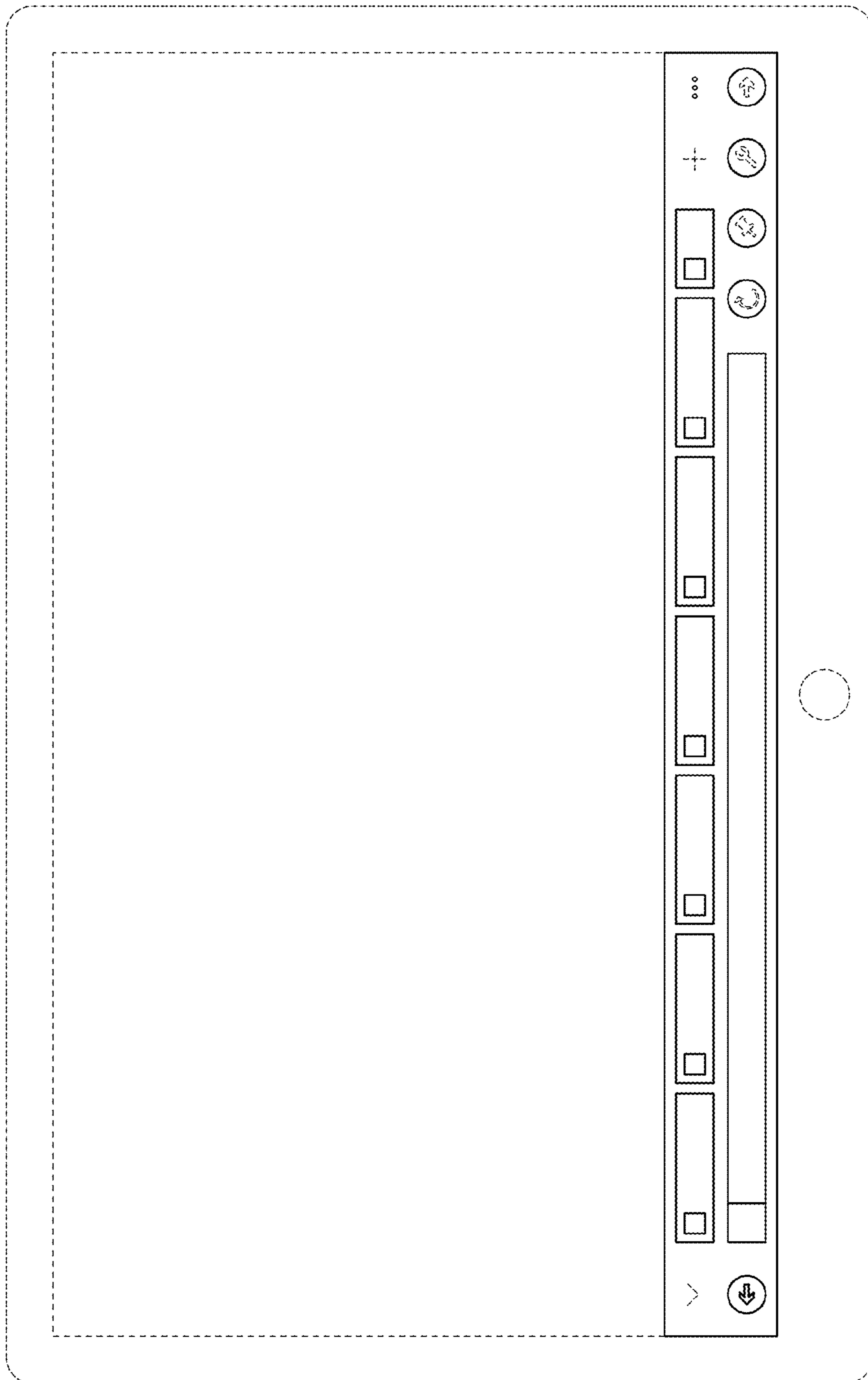


FIGURE 3

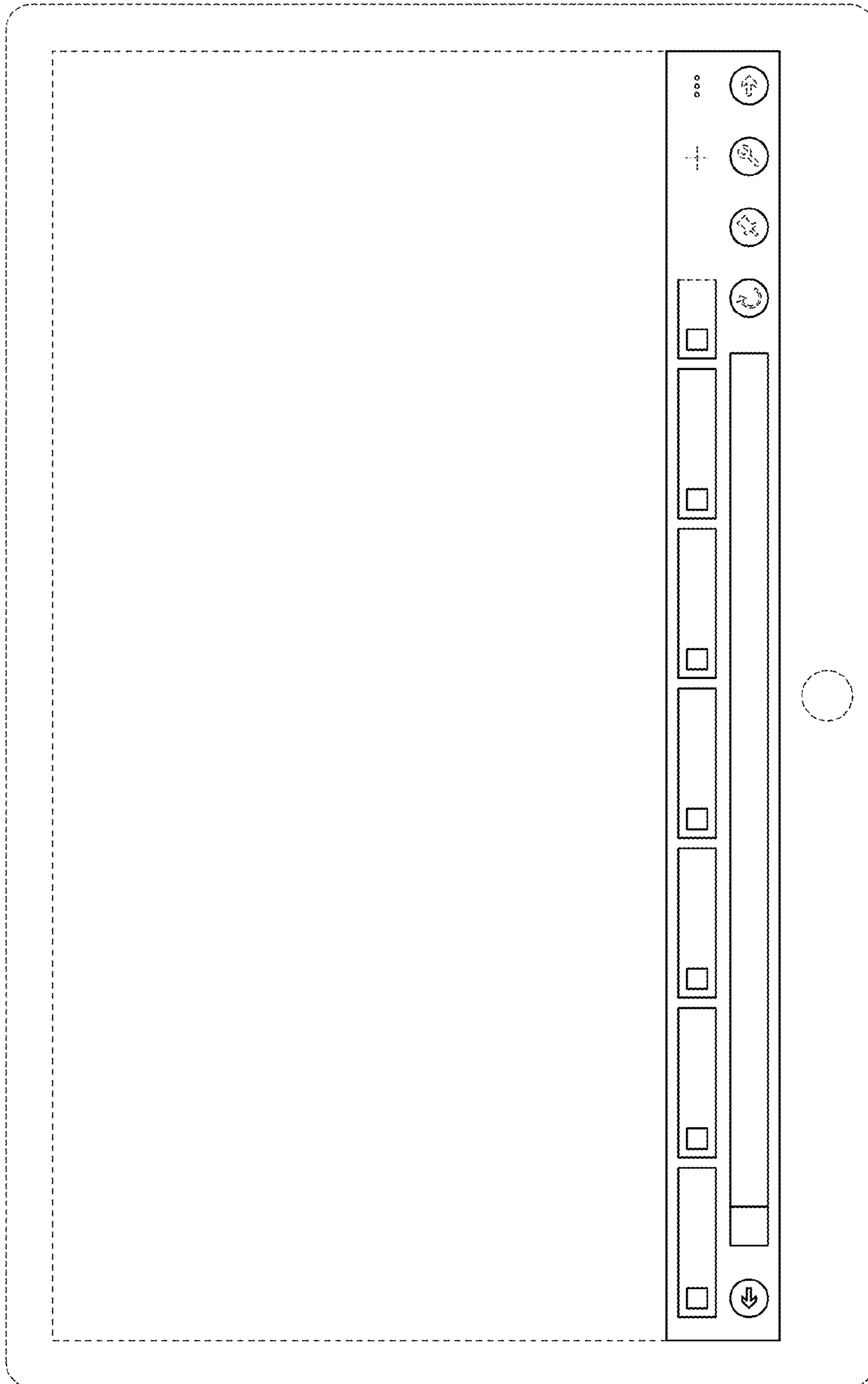


FIGURE 4