



US00D741868S

(12) **United States Design Patent**  
**Franz et al.**

(10) **Patent No.:** **US D741,868 S**  
(45) **Date of Patent:** **\*\* Oct. 27, 2015**

(54) **MULTI-SECTIONAL DOOR FOR A FLEX RACK SERVER**

(56) **References Cited**

(71) Applicant: **Hewlett-Packard Development Company, L.P.**, Houston, TX (US)  
(72) Inventors: **John Franz**, Houston, TX (US); **Chris F. Felcman**, Magnolia, TX (US); **Belgie B. McClelland**, Tomball, TX (US); **Keith J. Kuehn**, Magnolia, TX (US); **Robert J. Kelley**, The Woodlands, TX (US)

U.S. PATENT DOCUMENTS

D197,465 S *	2/1964	Massarella .....	D14/310
D312,074 S *	11/1990	Koepke et al. ....	D14/312
D320,979 S *	10/1991	Vice et al. ....	D14/310
D324,376 S *	3/1992	Leitermann et al. ....	D14/311
D337,097 S *	7/1993	Clark et al. ....	D14/311
D371,347 S *	7/1996	Utsuki et al. ....	D14/310
D436,950 S *	1/2001	Bonstrom et al. ....	D14/310
D469,083 S *	1/2003	Tsuzuki et al. ....	D14/310

\* cited by examiner

(73) Assignee: **Hewlett-Packard Development Company, L.P.**, Houston, TX (US)

*Primary Examiner* — Freda S Nunn

(\*\*) Term: **14 Years**

(74) *Attorney, Agent, or Firm* — International IP Law Group, PLLC

(21) Appl. No.: **29/482,442**

(22) Filed: **Feb. 18, 2014**

(57) **CLAIM**

The ornamental design for a multi-sectional door for a flex rack server, as shown and described.

**Related U.S. Application Data**

(63) Continuation-in-part of application No. 29/465,274, filed on Aug. 26, 2013.

(51) **LOC (10) Cl.** ..... **14-02**

(52) **U.S. Cl.**  
USPC ..... **D14/441**; D14/313

(58) **Field of Classification Search**  
USPC ..... D14/240, 300, 308–313, 348–356, D14/364–368, 441–446; D13/162, 184, D13/199; 312/223.1–223.3, 351.11; 360/99.01–99.12; 369/34.01–36.01; 361/679.31–679.33, 679.37, 679.39, 361/679.46, 679.53, 679.4, 679.41, 727, 361/736; 307/64  
CPC ..... G06F 1/20; G06F 1/181; G06F 1/187; H05K 7/16; H05K 7/1424; H05H 7/20; G11B 33/128

See application file for complete search history.

**DESCRIPTION**

FIG. 1 is a front perspective view of a multi-sectional door for a flex rack server with stacked top, middle, and bottom sections;

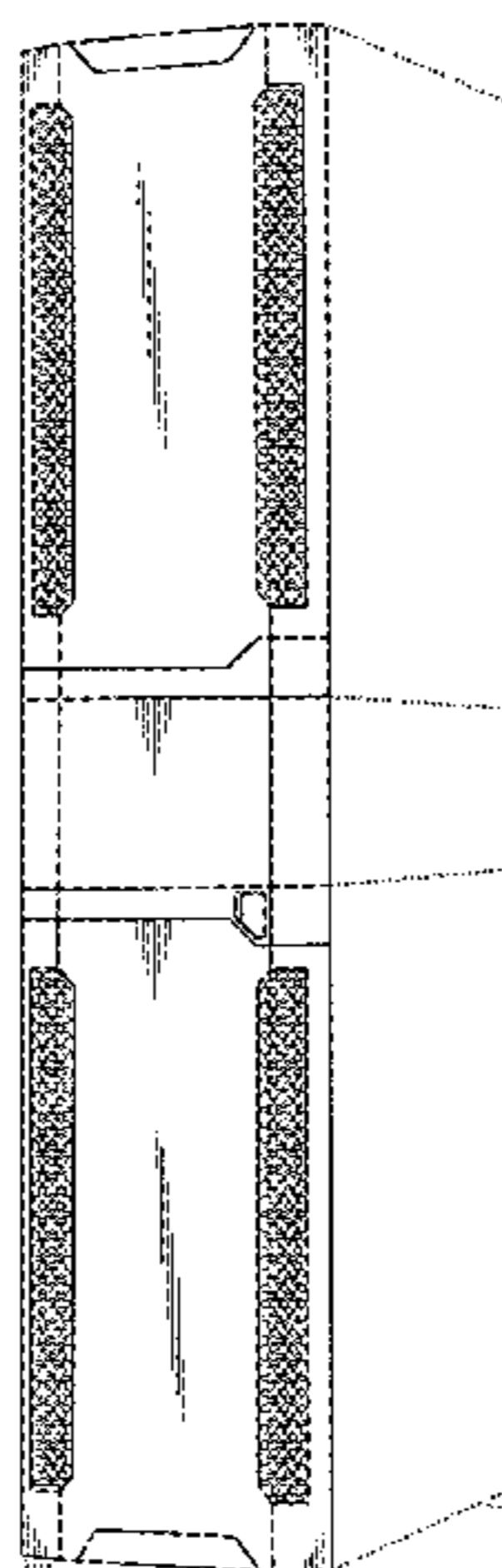
FIG. 2 is a front view of a multi-sectional door for a flex rack server with stacked top, middle, and bottom sections;

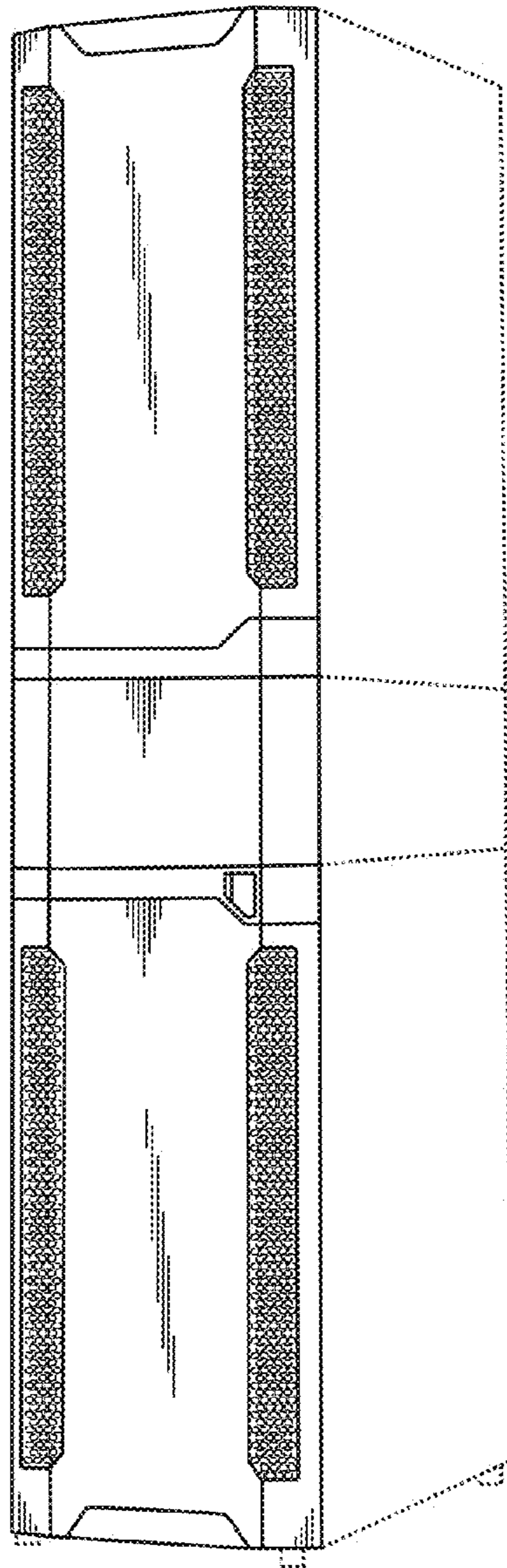
FIG. 3 is a side view of a multi-sectional door for a flex rack server with stacked top, middle, and bottom sections; and,

FIG. 4 is an enlarged top view of a multi-sectional door for a flex rack server.

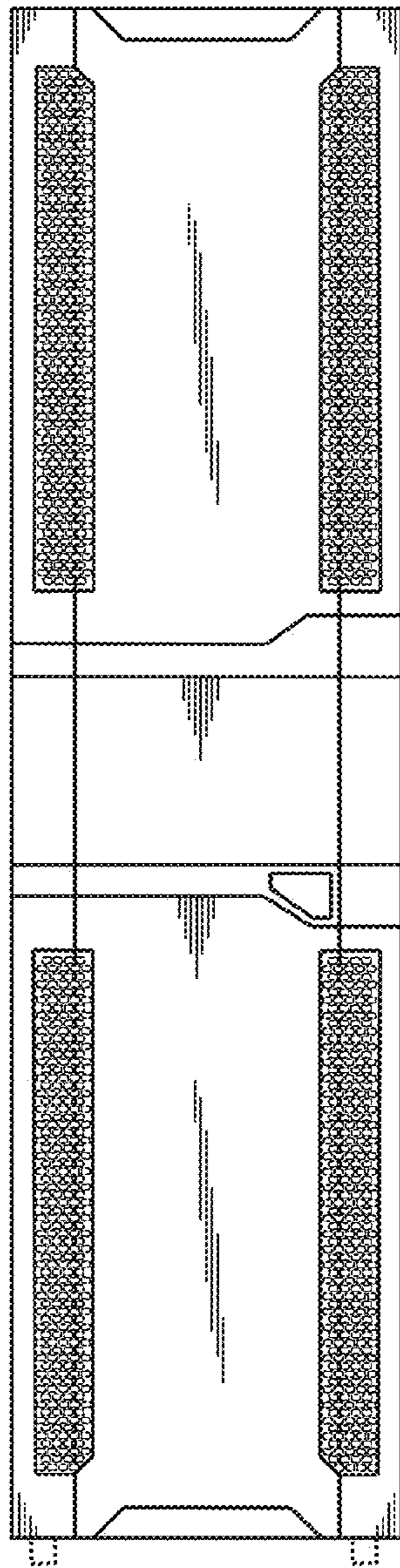
Broken lines shown in the drawings illustrate portions of the multi-sectional door for a flex rack server and form no part of the claimed design.

**1 Claim, 4 Drawing Sheets**






100  
FIG. 1



200  
FIG. 2



300  
FIG. 3



400  
FIG. 4