



US00D741852S

(12) **United States Design Patent**  
**Kang et al.**

(10) **Patent No.:** **US D741,852 S**  
(45) **Date of Patent:** **\*\* Oct. 27, 2015**

(54) **NOTEBOOK COMPUTER**

(71) Applicant: **LG Electronics Inc.**, Seoul (KR)

(72) Inventors: **Seokkyu Kang**, Seoul (KR); **Sanghyeun Son**, Incheon (KR); **Ilsoo Yeom**, Seoul (KR); **Younghun Jang**, Seoul (KR); **Hongyoul Choi**, Gyeonggi-do (KR)

(73) Assignee: **LG Electronics Inc.**, Seoul (KR)

(\*\*) Term: **14 Years**

(21) Appl. No.: **29/490,826**

(22) Filed: **May 14, 2014**

(30) **Foreign Application Priority Data**

Nov. 18, 2013 (KR) ..... 30-2013-0057946

(51) **LOC (10) Cl.** ..... **14-02**

(52) **U.S. Cl.**  
USPC ..... **D14/315**

(58) **Field of Classification Search**  
USPC ..... D14/315-327; D18/1, 2, 7, 11;  
235/145 A, 145 R; 341/22, 23; 345/104,  
345/156, 168, 169, 173; 361/679.08,  
361/679.09, 679.11, 679.26, 679.27  
CPC ..... G06F 1/16; G06F 1/1616; H01R 35/02;  
H03M 11/00; G09B 13/04; H03K 17/94  
See application file for complete search history.

(56) **References Cited**

U.S. PATENT DOCUMENTS

D291,699 S \* 9/1987 Duffin, II ..... D14/455  
6,781,819 B2 \* 8/2004 Yang et al. .... 361/679.09  
2003/0103035 A1 \* 6/2003 Watanabe et al. .... 345/156

\* cited by examiner

*Primary Examiner* — Freda S Nunn

(74) *Attorney, Agent, or Firm* — Morgan, Lewis & Bockius LLP

(57) **CLAIM**

The ornamental design for a notebook computer, as shown and described.

**DESCRIPTION**

FIG. 1 is a perspective view of a notebook computer showing our new design;  
FIG. 2 is a front view thereof;  
FIG. 3 is a rear view thereof;  
FIG. 4 is a left side view thereof;  
FIG. 5 is a right side view thereof;  
FIG. 6 is a top plan view thereof;  
FIG. 7 is a bottom plan view thereof;  
FIG. 8 is a perspective view thereof in a condition that a mobile phone has been docked; and,  
FIG. 9 is a perspective view illustrating a closed state thereof. The broken lines show unclaimed subject matter only and form no part of the claimed design. The dash-dot broken lines define the bounds of the claimed design and form no part thereof.

**1 Claim, 7 Drawing Sheets**




FIG. 1




FIG. 2



FIG. 3



FIG. 4

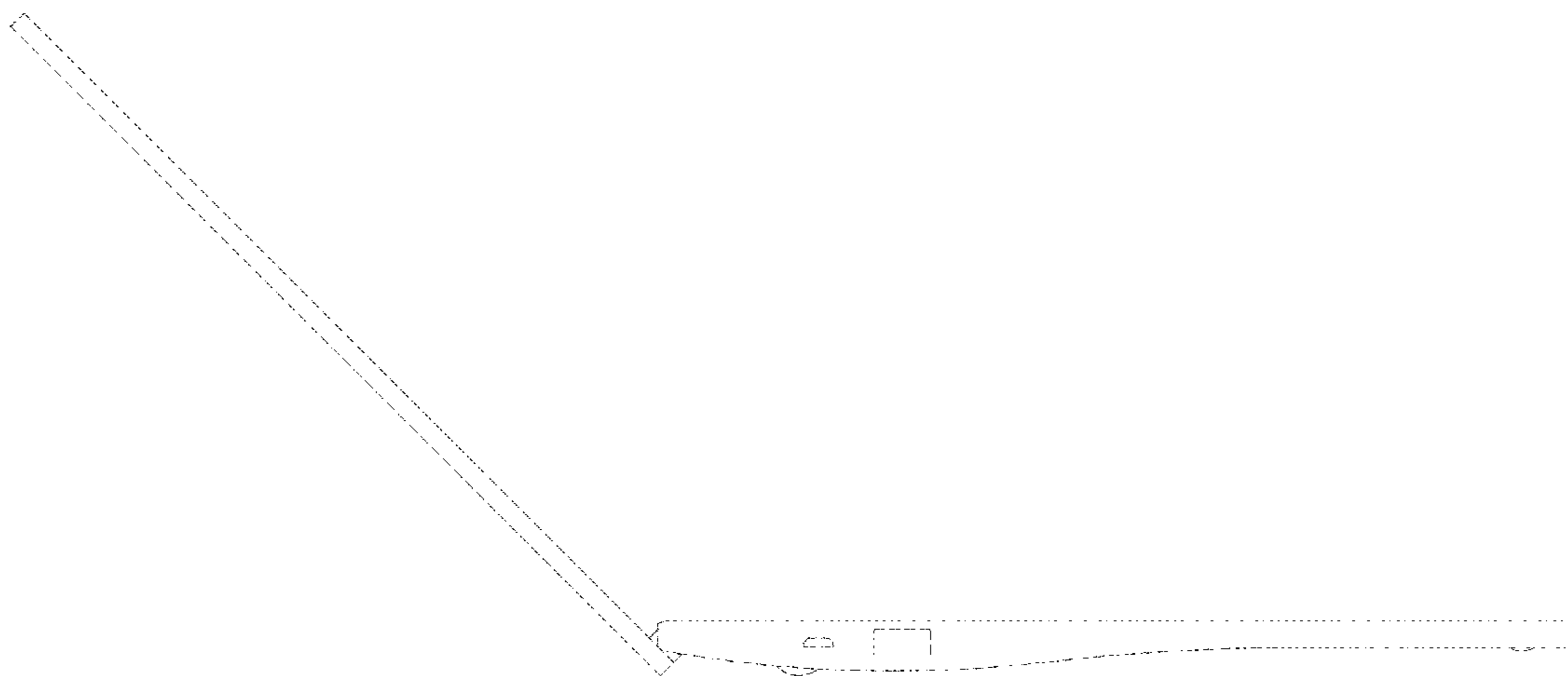


FIG. 5

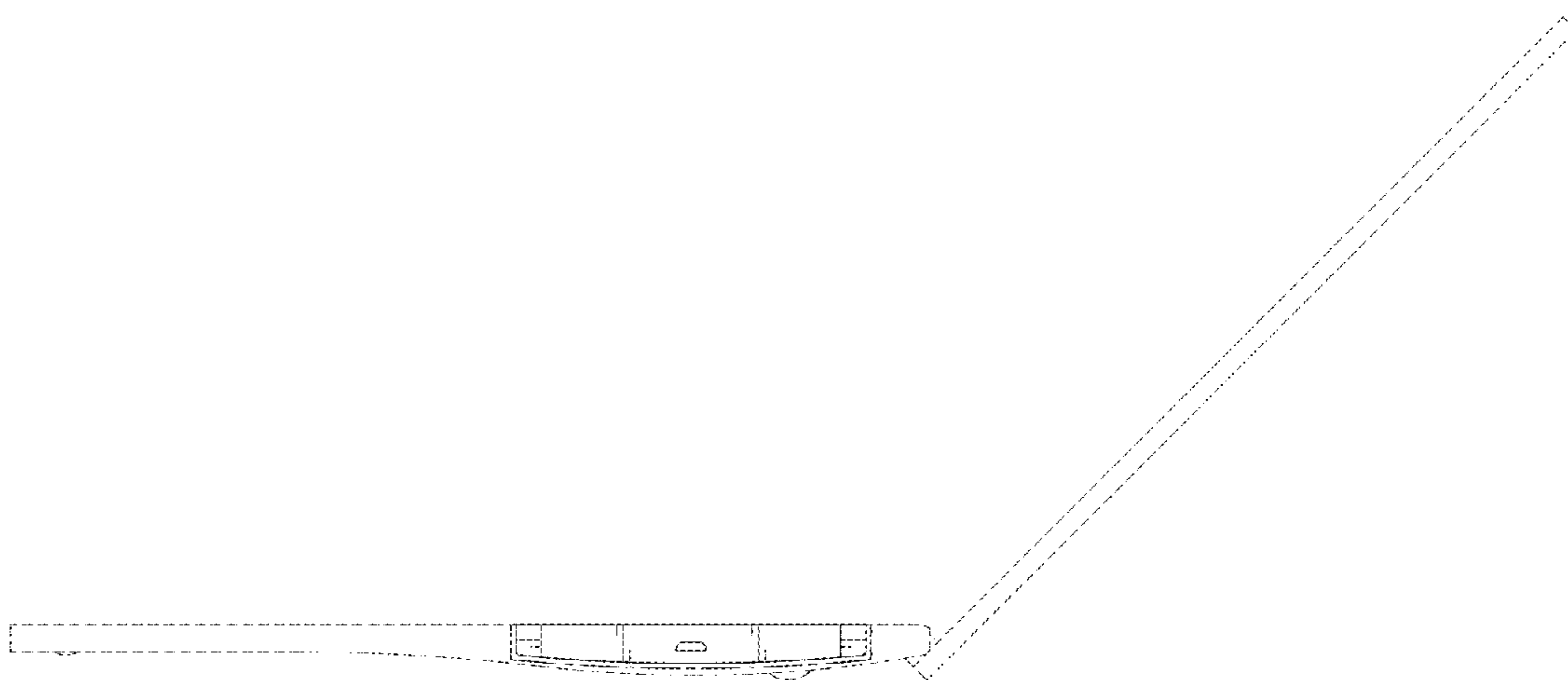


FIG. 6

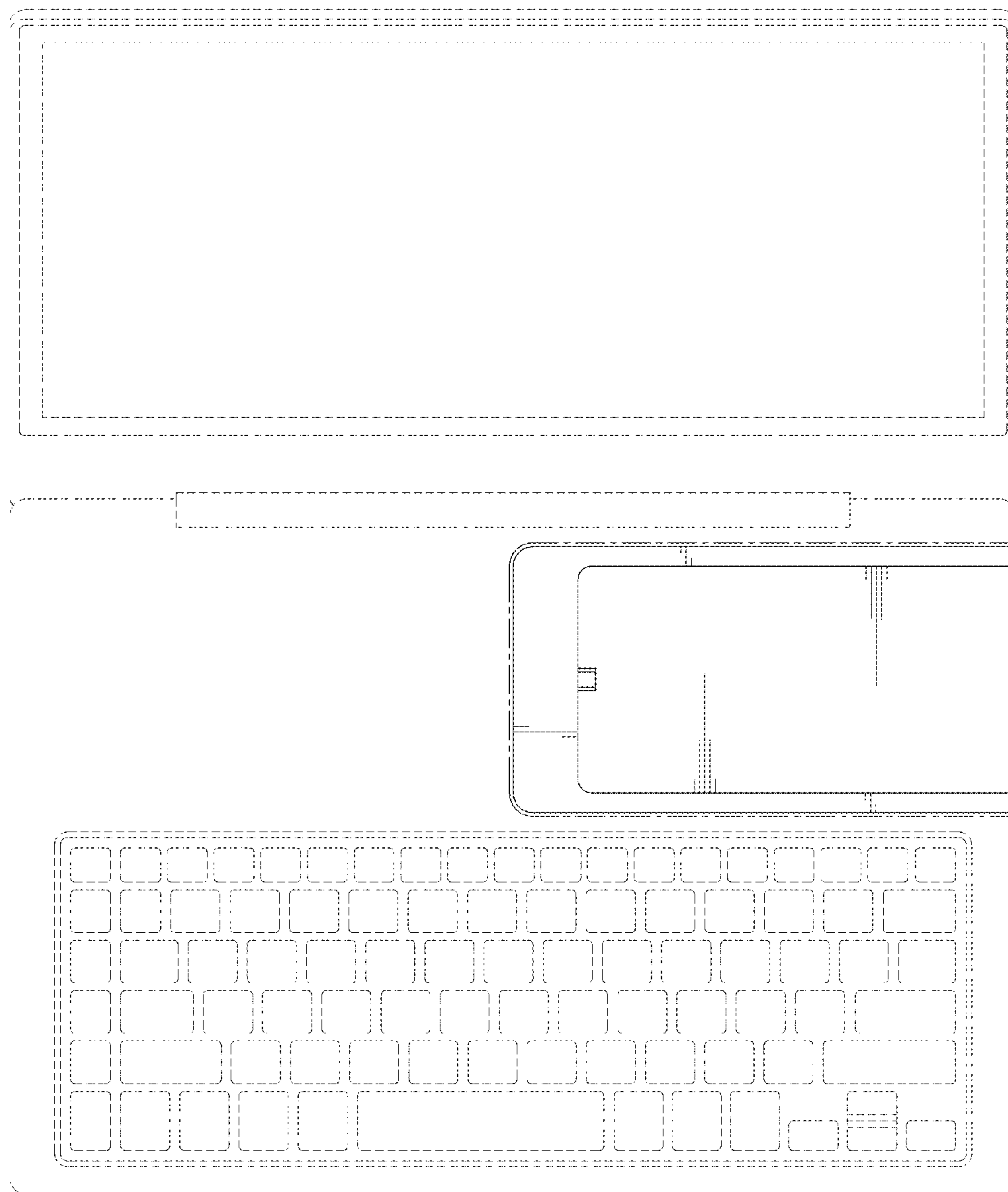


FIG. 7




FIG. 8




FIG. 9

