



US00D741834S

(12) **United States Design Patent**  
**Kimura**

(10) **Patent No.:** **US D741,834 S**

(45) **Date of Patent:** **\*\* Oct. 27, 2015**

(54) **DIGITAL VIDEO DISC PLAYER FOR  
AUTOMOBILE**

(56) **References Cited**

U.S. PATENT DOCUMENTS

(71) Applicant: **JVC KENWOOD Corporation**,  
Yokohama-shi, Kanagawa (JP)  
(72) Inventor: **Hideyuki Kimura**, Yokohama (JP)  
(73) Assignee: **JVC KENWOOD CORPORATION**,  
Yokohama-Shi, Kanagawa (JP)

5,689,077	A *	11/1997	Jasinski .....	84/477 R
6,665,173	B2 *	12/2003	Brandenberg et al. ...	361/679.09
7,184,802	B2 *	2/2007	Chadha .....	455/575.1
D547,284	S *	7/2007	Hsiung .....	D14/129
D565,559	S *	4/2008	Aihara .....	D14/258
D571,248	S *	6/2008	Gruosi .....	D10/125
D638,395	S *	5/2011	Finnegan .....	D14/203.7
D659,113	S *	5/2012	Rayn .....	D14/203.7
D665,380	S *	8/2012	Iwamoto .....	D14/198
8,571,248	B2 *	10/2013	Li et al. ....	381/345
D698,671	S *	2/2014	Takahara et al. ....	D10/65
D713,400	S *	9/2014	Kanou .....	D14/258
D724,048	S *	3/2015	Tomono .....	D14/157

(\*\*) Term: **14 Years**

\* cited by examiner

(21) Appl. No.: **29/494,846**

*Primary Examiner* — Prabhakar Deshmukh

(22) Filed: **Jun. 25, 2014**

(74) *Attorney, Agent, or Firm* — Nath, Goldberg & Meyer;  
Jerald L. Meyer

(30) **Foreign Application Priority Data**

May 22, 2014 (JP) ..... 2014-010929

(57) **CLAIM**

(51) **LOC (10) Cl.** ..... **14-03**

The ornamental design for a digital video disc player for automobile, as shown and described.

(52) **U.S. Cl.**

**DESCRIPTION**

USPC ..... **D14/203.7**

(58) **Field of Classification Search**

USPC ..... D14/496, 401, 435, 474, 483, 217, 137,  
D14/138, 160, 168, 356, 203.1–203.8, 507;  
345/156, 169, 173–179, 905;  
715/727–729, 864; 710/1, 5, 8; 713/1,  
713/600; 455/1.1, 1.7, 73, 344–347, 93, 95,  
455/3.01–3.06, 550.1, 573.1; 370/342–344;  
369/1, 2, 6–12; 463/43–47; 273/148 B

FIG. 1 is a perspective view of a digital video disc player for automobile showing our new design;  
FIG. 2 is a front view thereof;  
FIG. 3 is a left side view thereof;  
FIG. 4 is a right side view thereof;  
FIG. 5 is top plan view thereof; and,  
FIG. 6 is a bottom plan view thereof.  
The broken lines shown are included for the purpose of illustrating the unclaimed portions of the article and form no part of the claim.

CPC ..... G11B 5/00

See application file for complete search history.

**1 Claim, 5 Drawing Sheets**

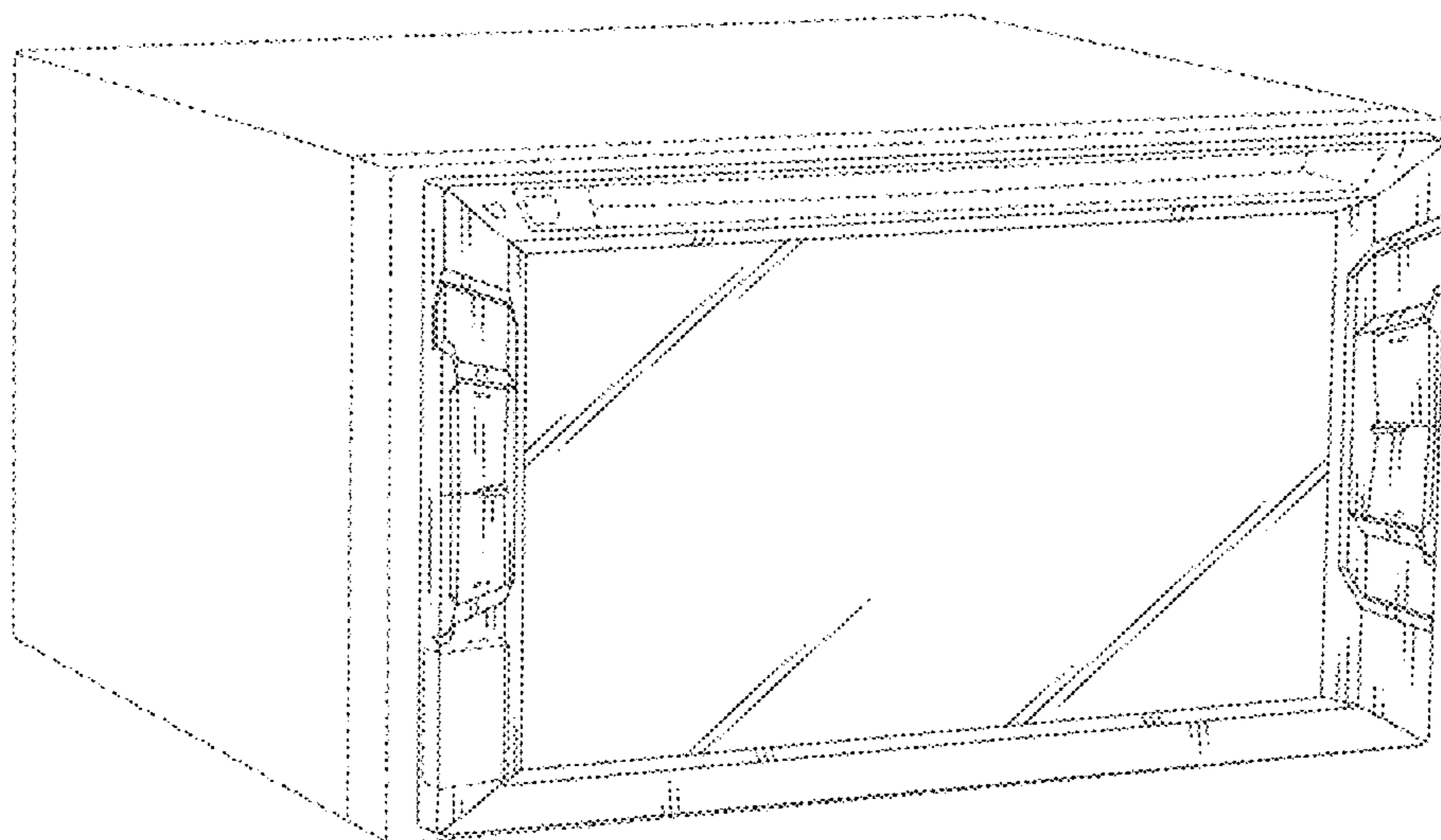


Fig. 1

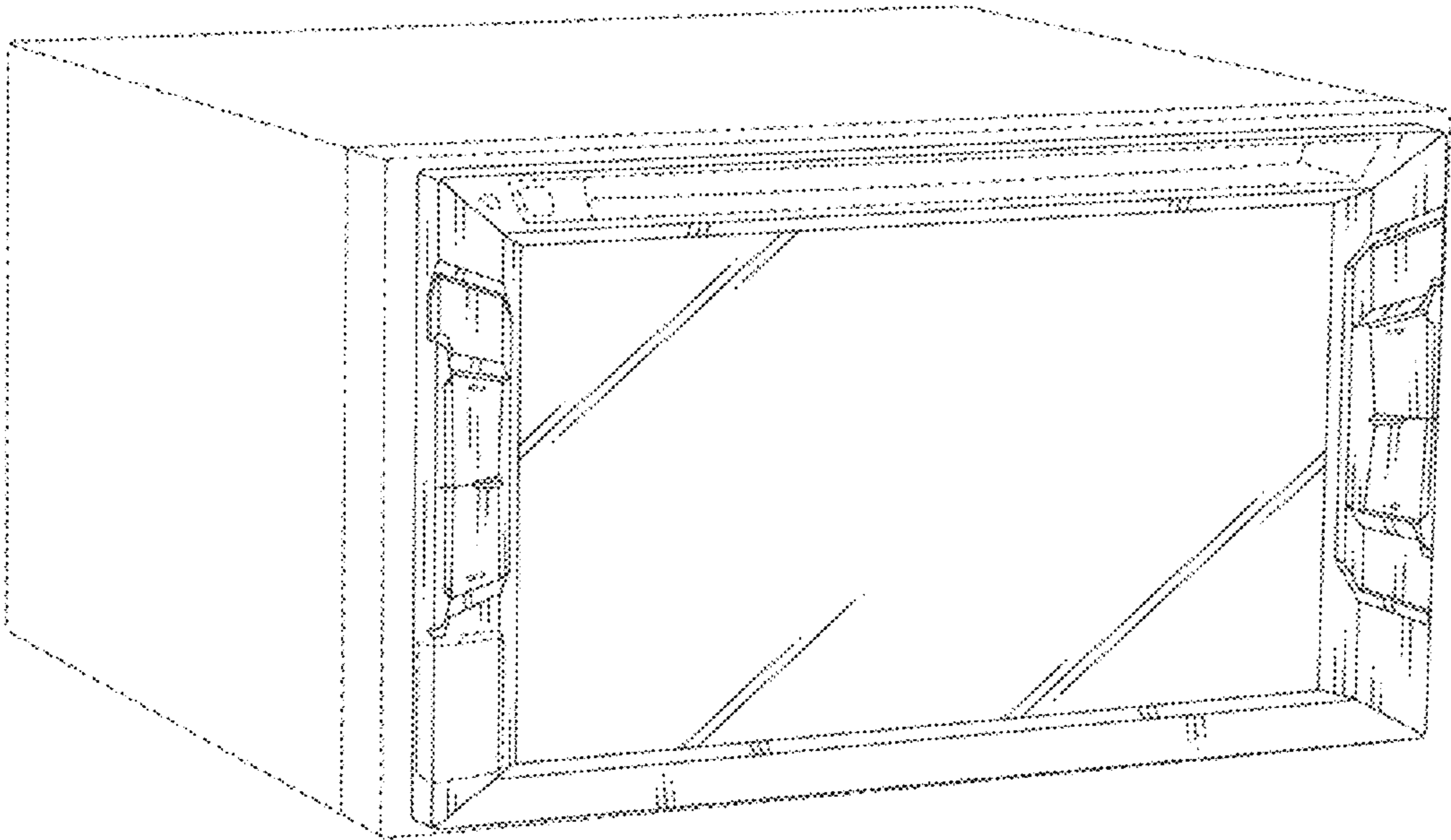


Fig. 2

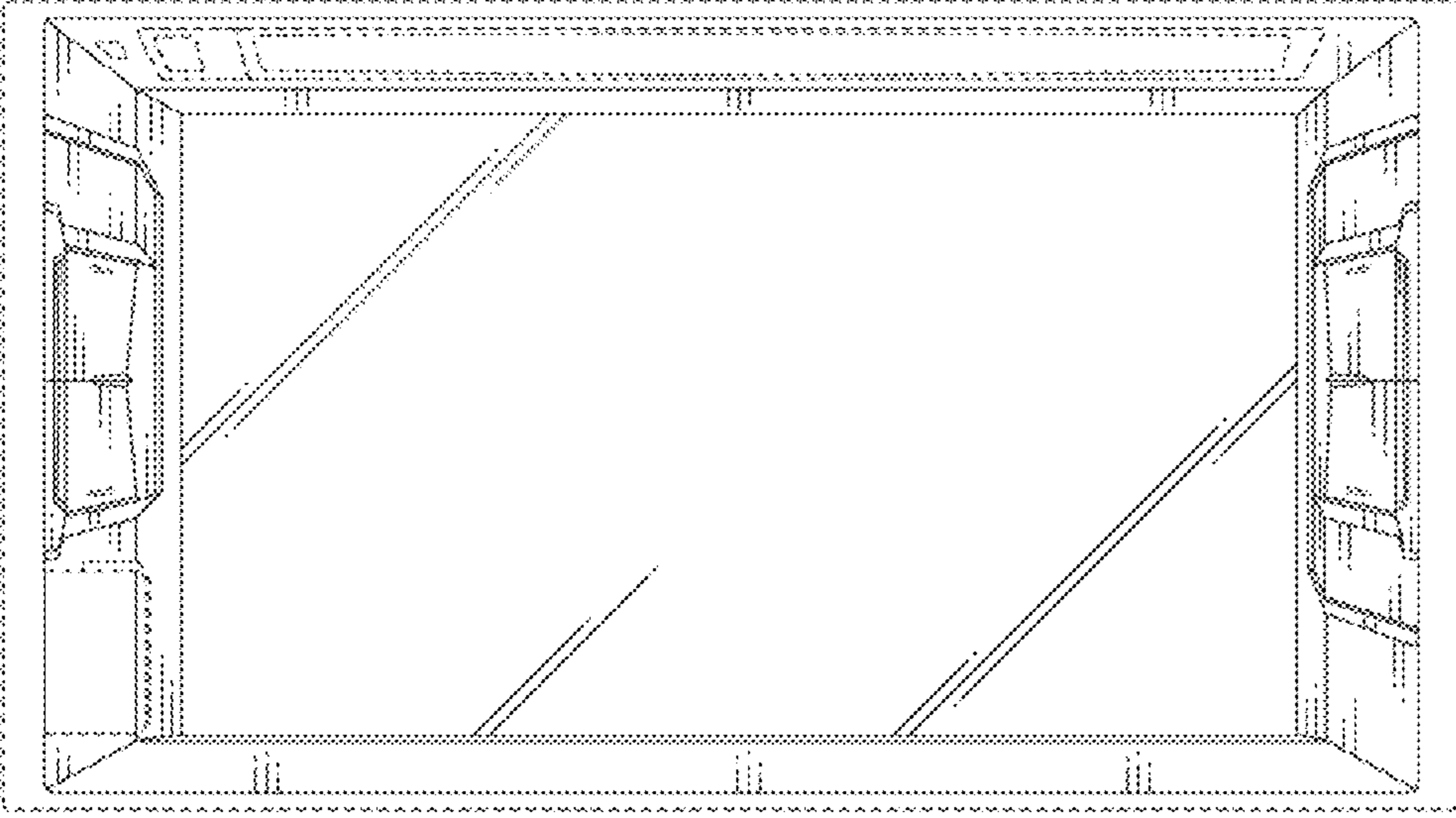


Fig. 3




Fig. 4



Fig. 5




Fig. 6

