



US00D741814S

(12) **United States Design Patent**
Min et al.

(10) **Patent No.:** **US D741,814 S**
(45) **Date of Patent:** **** Oct. 27, 2015**

(54) **SOCKET MODULE FOR AN ELECTRONIC RELAY**

(71) Applicant: **Phoenix Contact GmbH & Co. KG**,
Blomberg (DE)

(72) Inventors: **Che Min**, Nanjing (CN); **Sun Degan**,
Nanjing (CN); **Kay Lockstedt**, Hameln
(DE); **Markus Becker**, Paderborn (DE)

(73) Assignee: **Phoenix Contact GmbH & Co. KG**,
Blomberg (DE)

(**) Term: **14 Years**

(21) Appl. No.: **29/479,572**

(22) Filed: **Jan. 17, 2014**

Related U.S. Application Data

(62) Division of application No. 29/444,541, filed on Jan.
31, 2013, now Pat. No. Des. 700,898.

(30) **Foreign Application Priority Data**

Jul. 31, 2012 (EM) 002081927

(51) **LOC (10) Cl.** **13-03**

(52) **U.S. Cl.**
USPC **D13/159**

(58) **Field of Classification Search**
USPC D13/101, 103, 110, 119, 123, 146, 147,
D13/151, 158-164, 171, 173, 174, 177, 178,
D13/184, 199; D14/240, 433, 434; 200/237,
200/293, 294, 297, 302.3, 401; 361/160,
361/166, 601, 622, 627, 628, 686; 439/271,
439/535, 639, 652, 709, 715-718, 736
CPC F24D 19/1096; G05B 19/042; G05B
19/0426; G05B 2219/23043; G05B
2219/23051; G05B 2219/23297; G05B
2219/23406; G05B 2219/25085; G05B
2219/2625; H01H 35/027; H01H 19/64;
H01H 1/365; H01H 2071/0292; H01H 21/54;

H01H 71/0271; H05B 1/0277; H05B
2203/032; H01R 4/36; H01R 4/4827; H01R
9/2491; H01R 9/26; H01R 9/2658; H01R
13/447; H01R 13/50; H01R 13/501; H01R
29/00; H01R 31/08; H01R 4/2433

See application file for complete search history.

(56) **References Cited**

U.S. PATENT DOCUMENTS

| | | | | | | |
|--------------|----|---|---------|-------------------|-------|---------|
| D471,158 | S | * | 3/2003 | Mori et al. | | D13/147 |
| D471,866 | S | * | 3/2003 | Yano et al. | | D13/147 |
| D472,878 | S | * | 4/2003 | Kitamura | | D13/147 |
| 7,553,199 | B2 | * | 6/2009 | Correll | | 439/715 |
| D599,311 | S | * | 9/2009 | Correll et al. | | D13/184 |
| D634,713 | S | | 3/2011 | Giordanino et al. | | |
| D638,371 | S | | 5/2011 | Giordanino et al. | | |
| D671,897 | S | | 12/2012 | Kettern et al. | | |
| D700,898 | S | * | 3/2014 | Min et al. | | D13/159 |
| D701,176 | S | * | 3/2014 | Min et al. | | D13/159 |
| 2002/0132504 | A1 | * | 9/2002 | Mori et al. | | 439/160 |
| 2009/0035997 | A1 | * | 2/2009 | Correll | | 439/709 |

* cited by examiner

Primary Examiner — Thomas Johannes
Assistant Examiner — Shawn T Gingrich

(74) *Attorney, Agent, or Firm* — Roberts Mlotkowski Safran
& Cole, PC

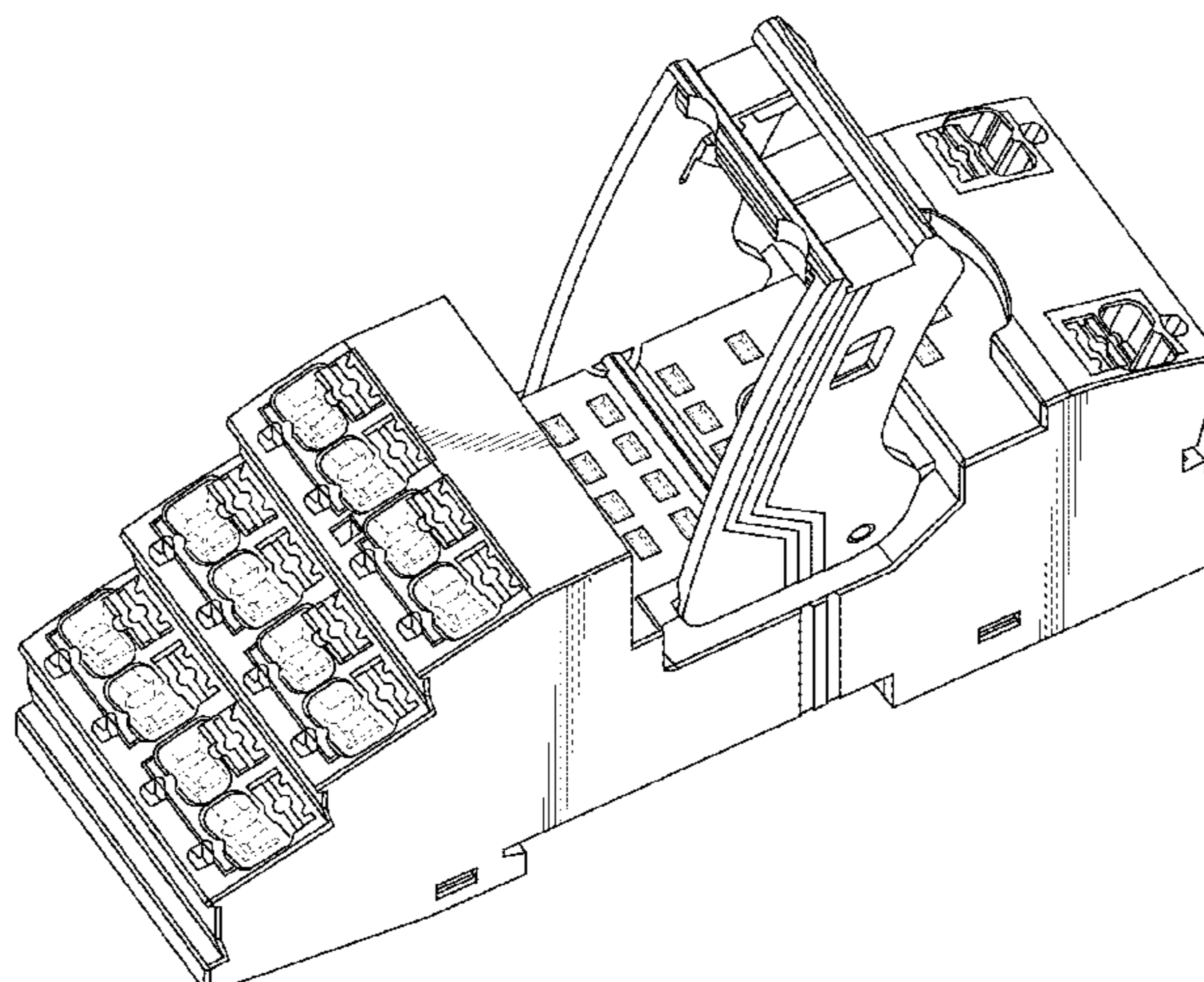
(57) **CLAIM**

The ornamental design for a socket module for an electronic
relay, as shown and described.

DESCRIPTION

FIG. 1 is a right front perspective view of a socket module for
an electronic relay showing our new design;
FIG. 2 is a front elevation view thereof;
FIG. 3 is a rear elevation view thereof;
FIG. 4 is a right side elevation view thereof;
FIG. 5 is a left side elevation view thereof; and,
FIG. 6 is a top plan view thereof.

1 Claim, 5 Drawing Sheets



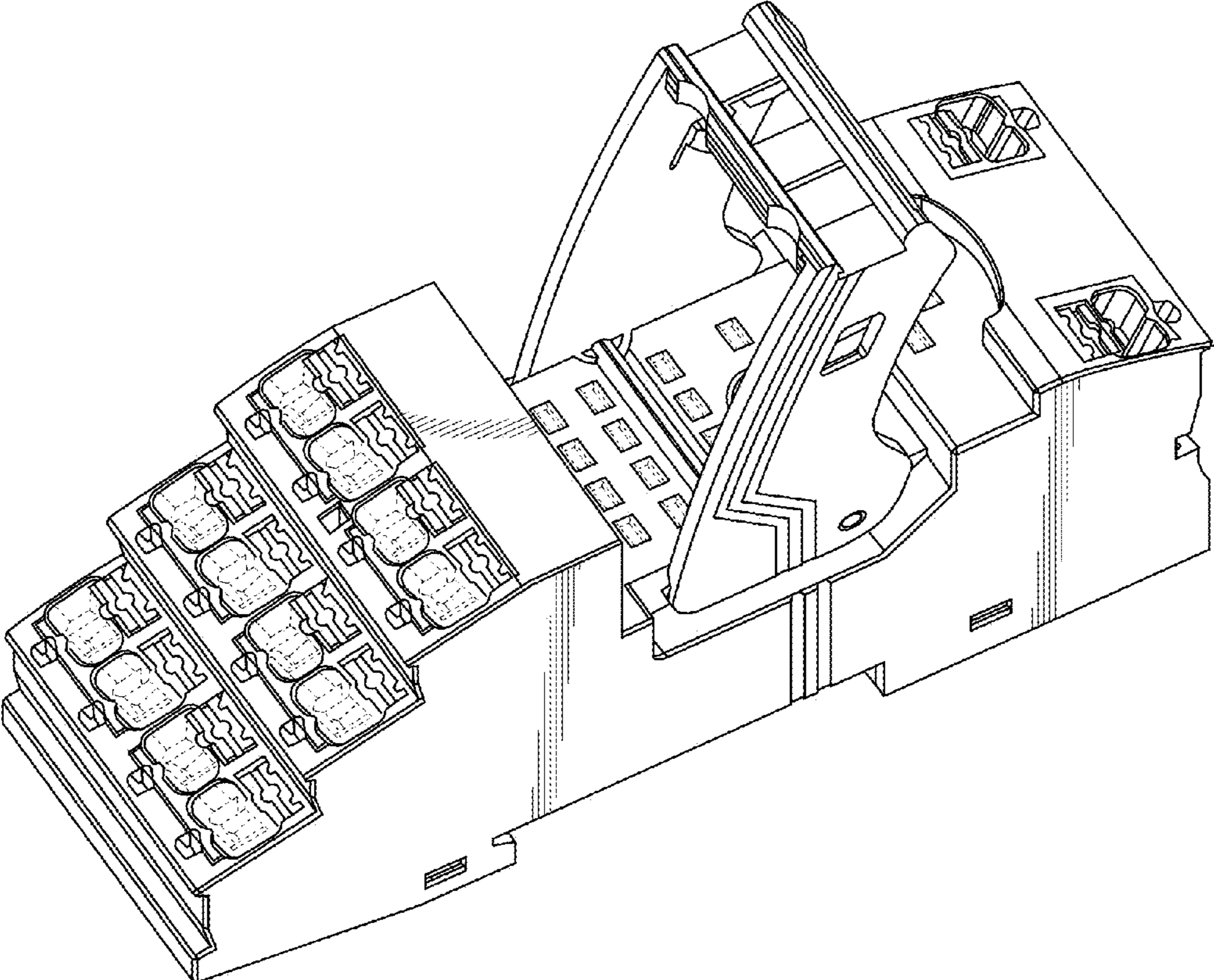


FIG. 1

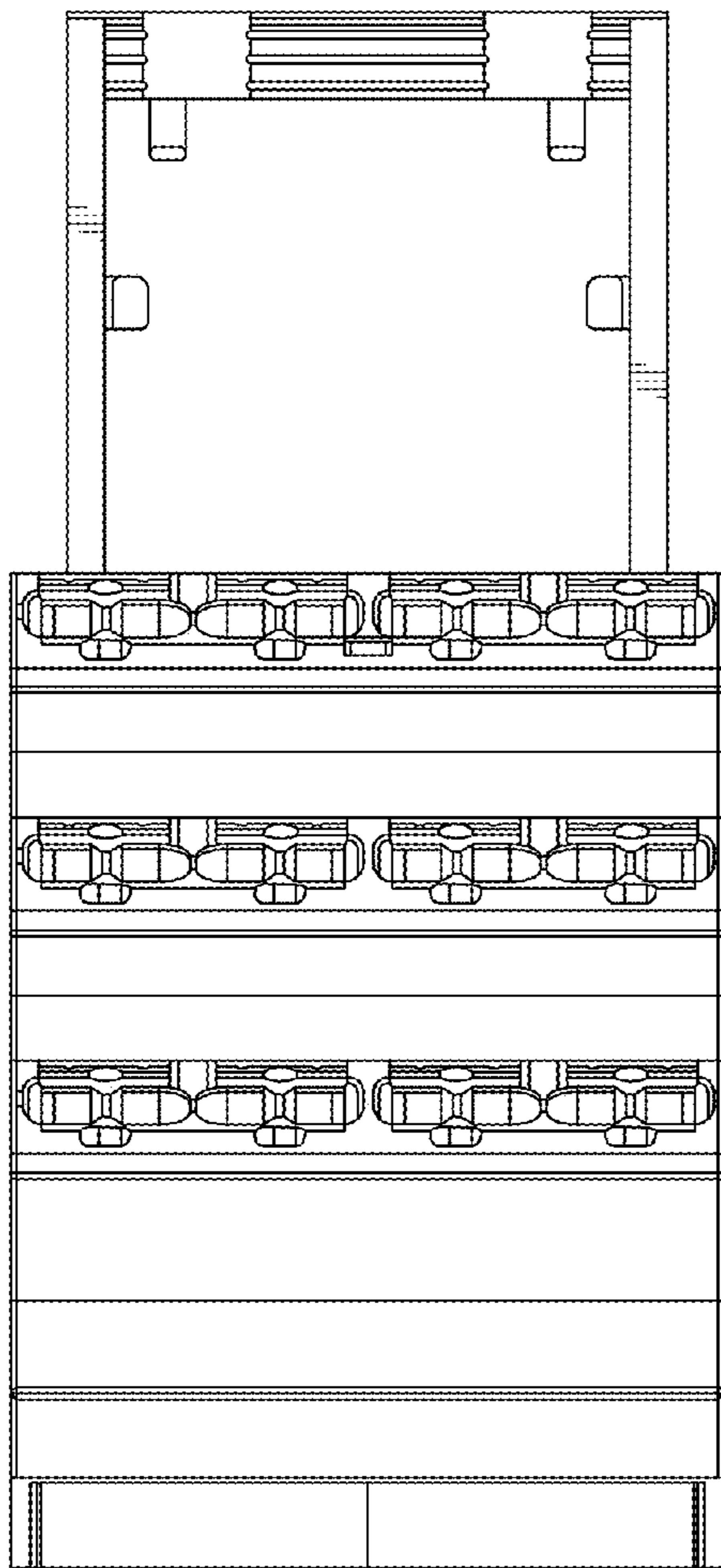


FIG. 2

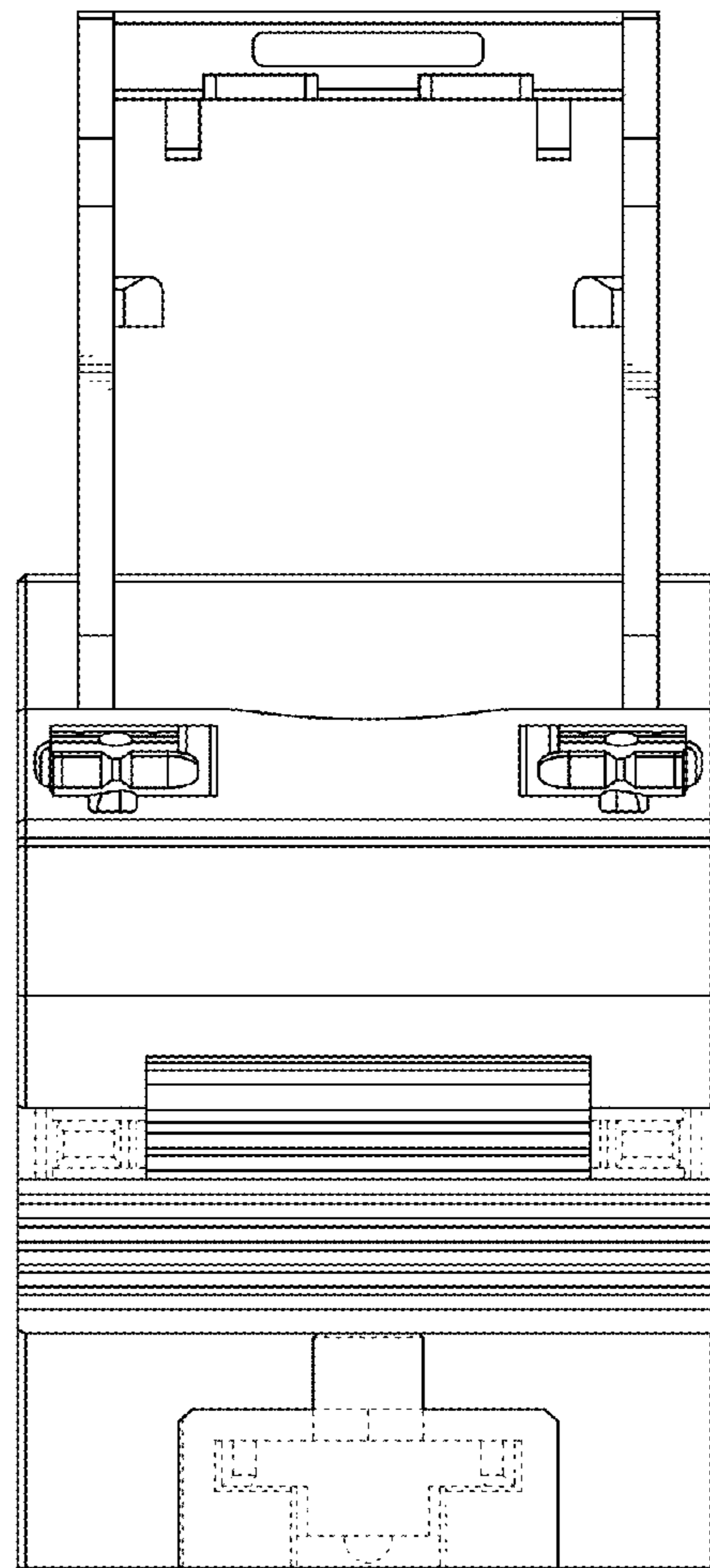


FIG. 3

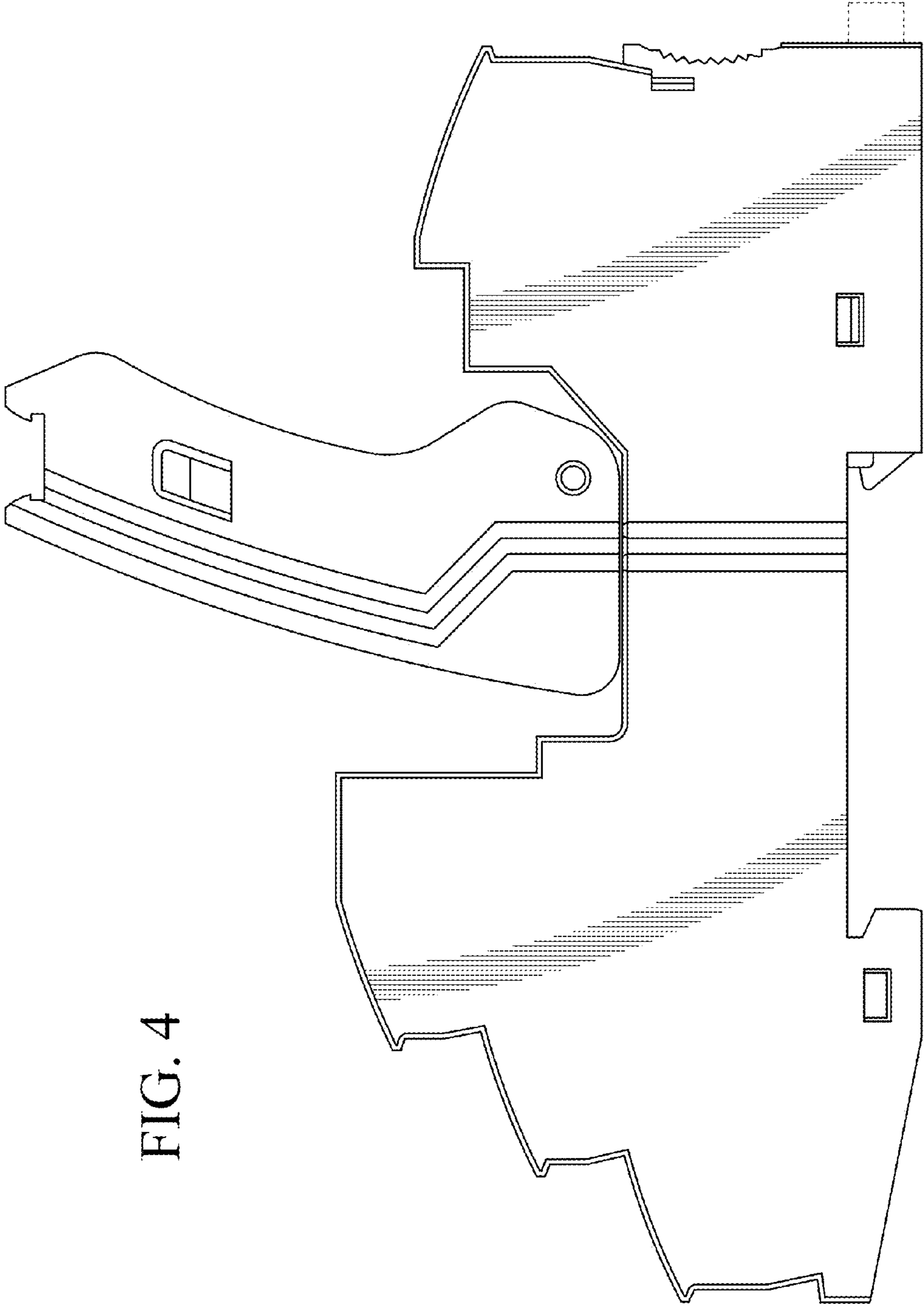
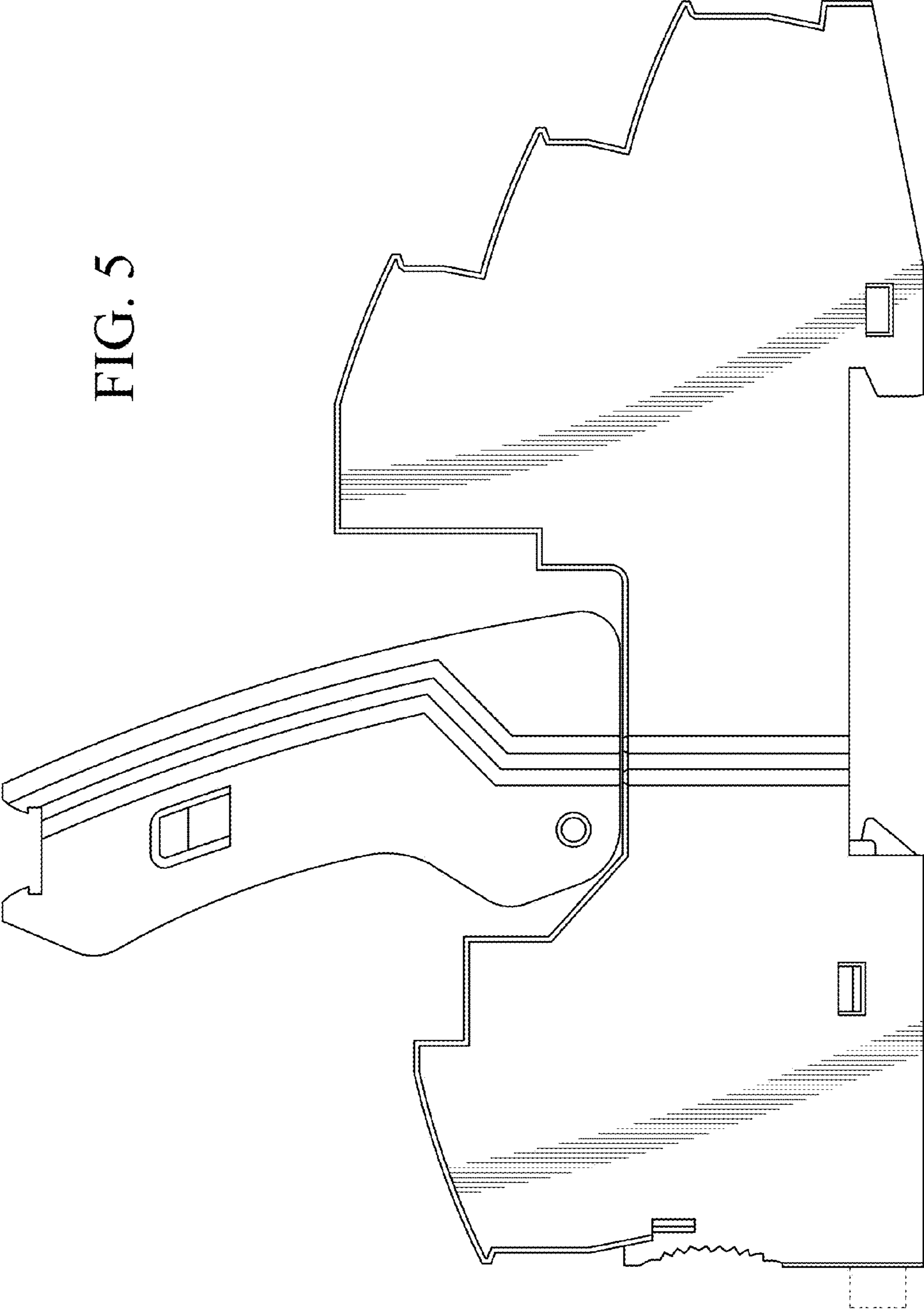


FIG. 4

FIG. 5



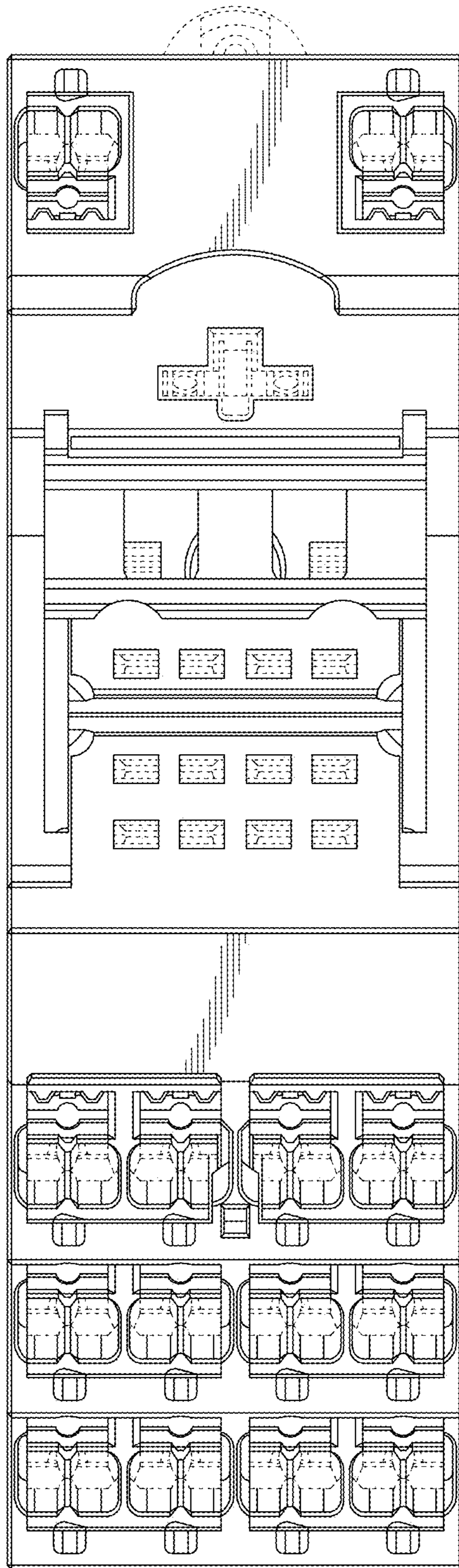


FIG. 6