

US00D741794S

(12) **United States Design Patent**  
**Wright**

(10) **Patent No.:** **US D741,794 S**  
(45) **Date of Patent:** **\*\* Oct. 27, 2015**

(54) **BATTERY PACK**

(71) Applicant: **ELITE LIFESTYLE PRODUCTS**  
**L.P., Montreal (CA)**

(72) Inventor: **Clifford A Wright, San Diego, CA (US)**

(73) Assignee: **ELITE LIFESTYLE PRODUCTS,**  
**Montreal (CA)**

(\*\*) Term: **14 Years**

(21) Appl. No.: **29/497,980**

(22) Filed: **Jul. 30, 2014**

(51) **LOC (10) Cl.** ..... **13-02**

(52) **U.S. Cl.**  
USPC ..... **D13/103**

(58) **Field of Classification Search**

USPC ..... D13/102–106, 110, 118–119, 184;  
429/96–100, 163, 176

CPC ..... Y02E 60/12; Y02E 60/122; Y02E 60/124;  
Y02E 60/50; H01M 2/02; H01M 2/022;  
H01M 2/0202; H01M 2/0207; H01M 2/0212;  
H01M 2/1061; H01M 2/1022; H01M 2/1055;  
H01M 2/1066; H01M 2/105; H01M 2/204;  
H01M 10/4257; H01M 10/0436; H01M 10/48

See application file for complete search history.

(56) **References Cited**

**U.S. PATENT DOCUMENTS**

D585,367 S \* 1/2009 Dunbar et al. .... D13/108  
D667,788 S \* 9/2012 Mai ..... D13/110  
D682,777 S \* 5/2013 Gupta et al. .... D13/103

D700,138 S \* 2/2014 Walz et al. .... D13/103  
D708,129 S \* 7/2014 Houghton et al. .... D13/103  
D711,318 S \* 8/2014 Xinfang ..... D13/108  
D721,646 S \* 1/2015 Kim ..... D13/103  
D725,590 S \* 3/2015 Clyne et al. .... D13/103  
D733,051 S \* 6/2015 Wang ..... D13/108  
2010/0001691 A1 \* 1/2010 Li ..... 320/128  
2015/0155726 A1 \* 6/2015 Duan et al. .... 320/113

\* cited by examiner

*Primary Examiner* — Rosemary K Tarcza

*Assistant Examiner* — Sanjeev Paul

(74) *Attorney, Agent, or Firm* — McDonnell Boehnen  
Hulbert & Berghoff LLP

(57) **CLAIM**

I claim the design for a battery pack, as shown and described.

**DESCRIPTION**

FIG. 1 is a perspective view of a battery pack showing my new design;

FIG. 2 is a front view of the design of FIG. 1;

FIG. 3 is a right side view of the design of FIG. 1;

FIG. 4 is a left side view of the design of FIG. 1;

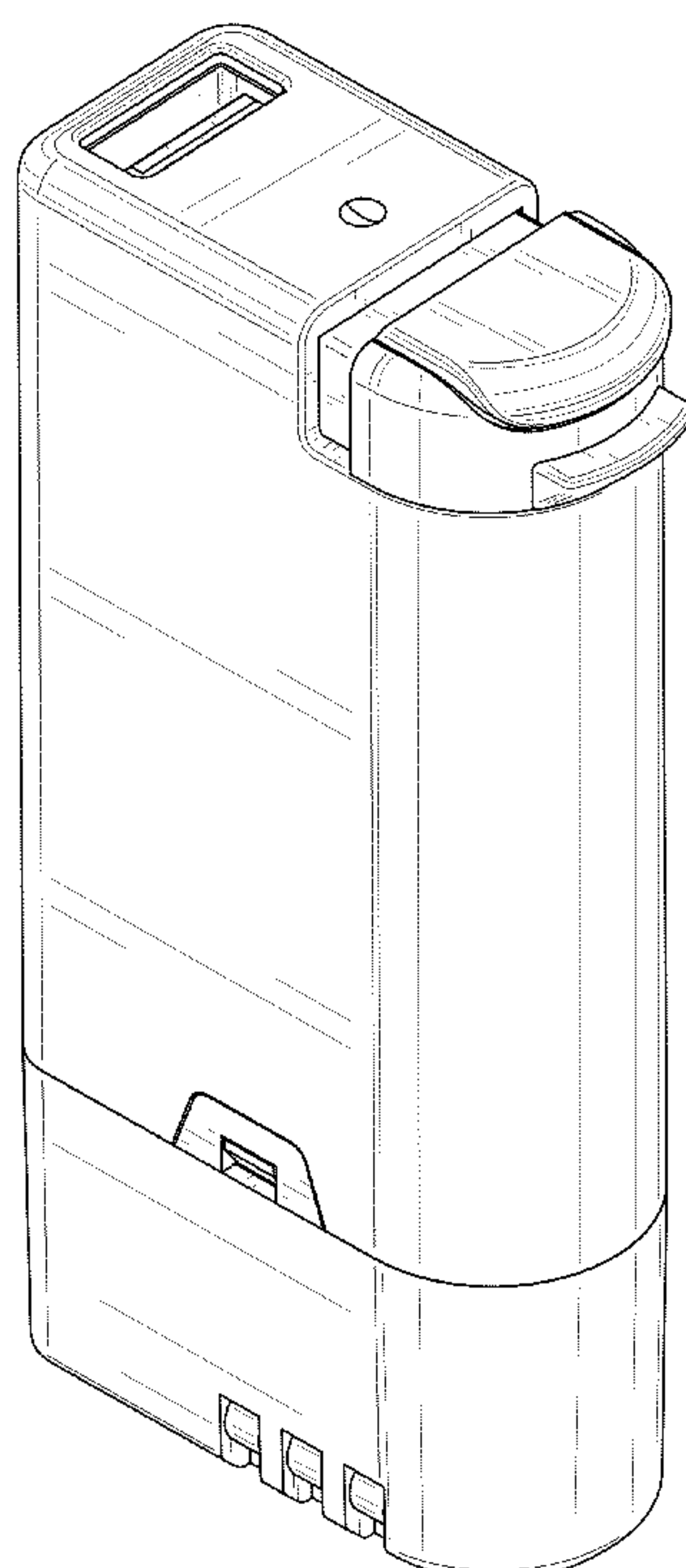
FIG. 5 is a rear view of the design of FIG. 1;

FIG. 6 is a top view of the design of FIG. 1; and,

FIG. 7 is a bottom view of the design of FIG. 1.

The broken line shown in the drawings of the battery pack are included for the purpose of illustrating environmental structure, and form no part of the claimed design.

**1 Claim, 7 Drawing Sheets**



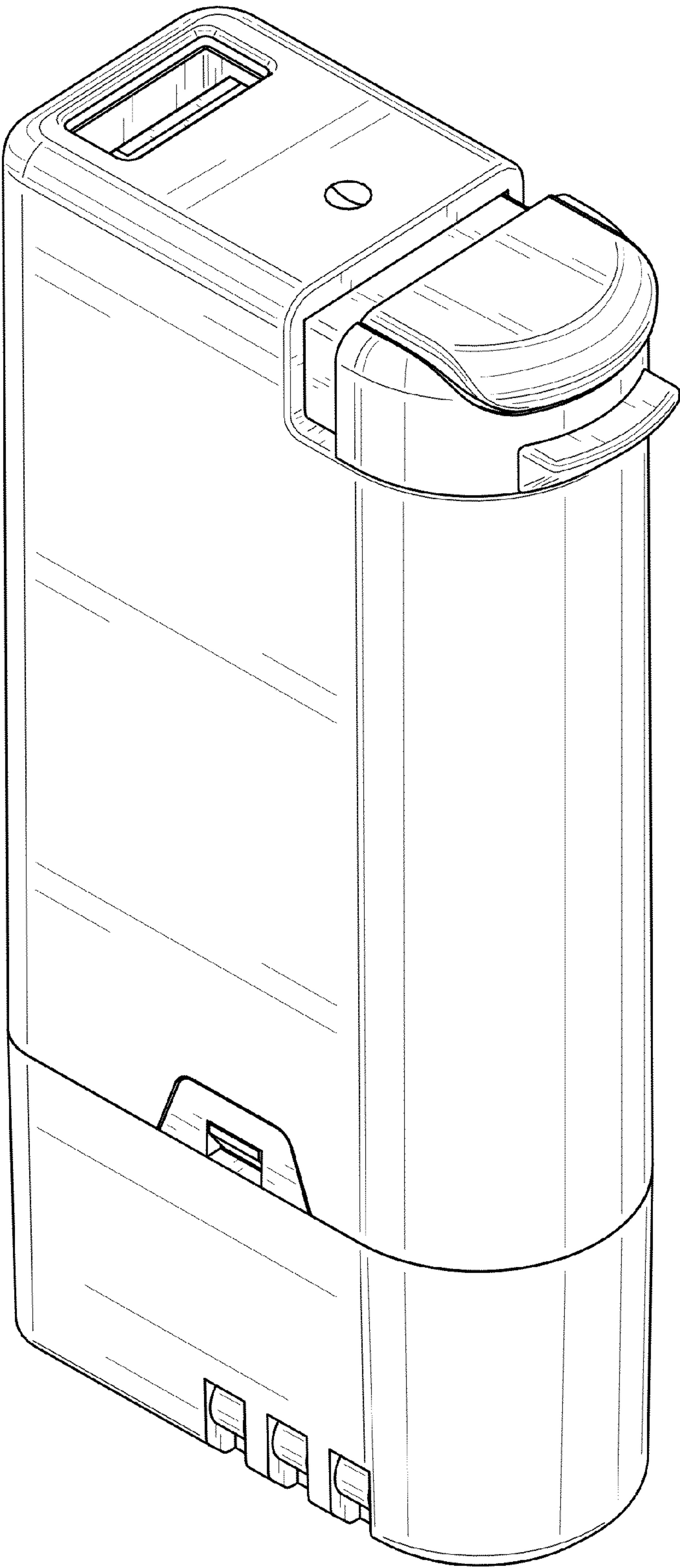


FIG. 1




FIG. 2




FIG. 3

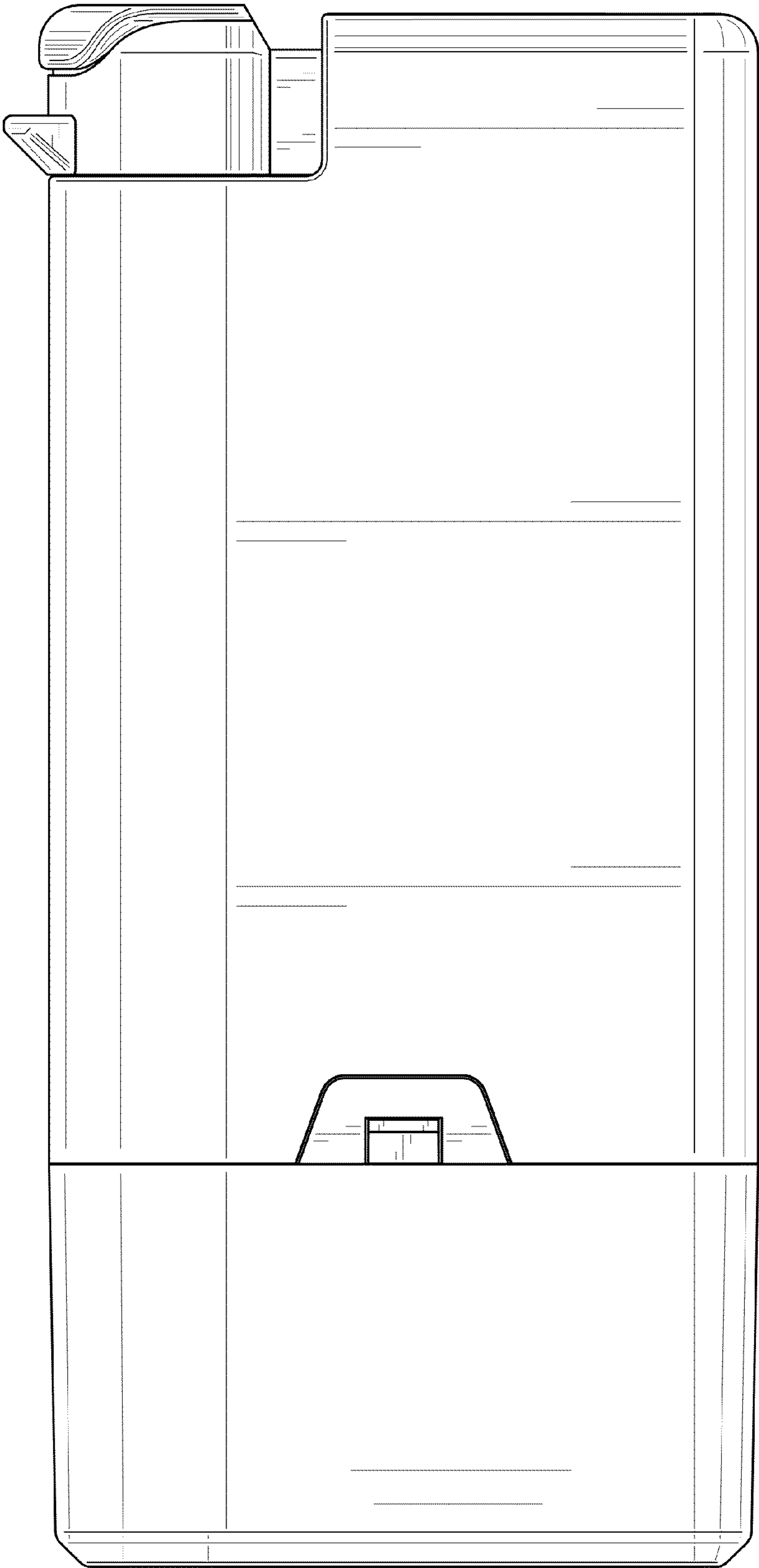


FIG. 4






FIG. 5

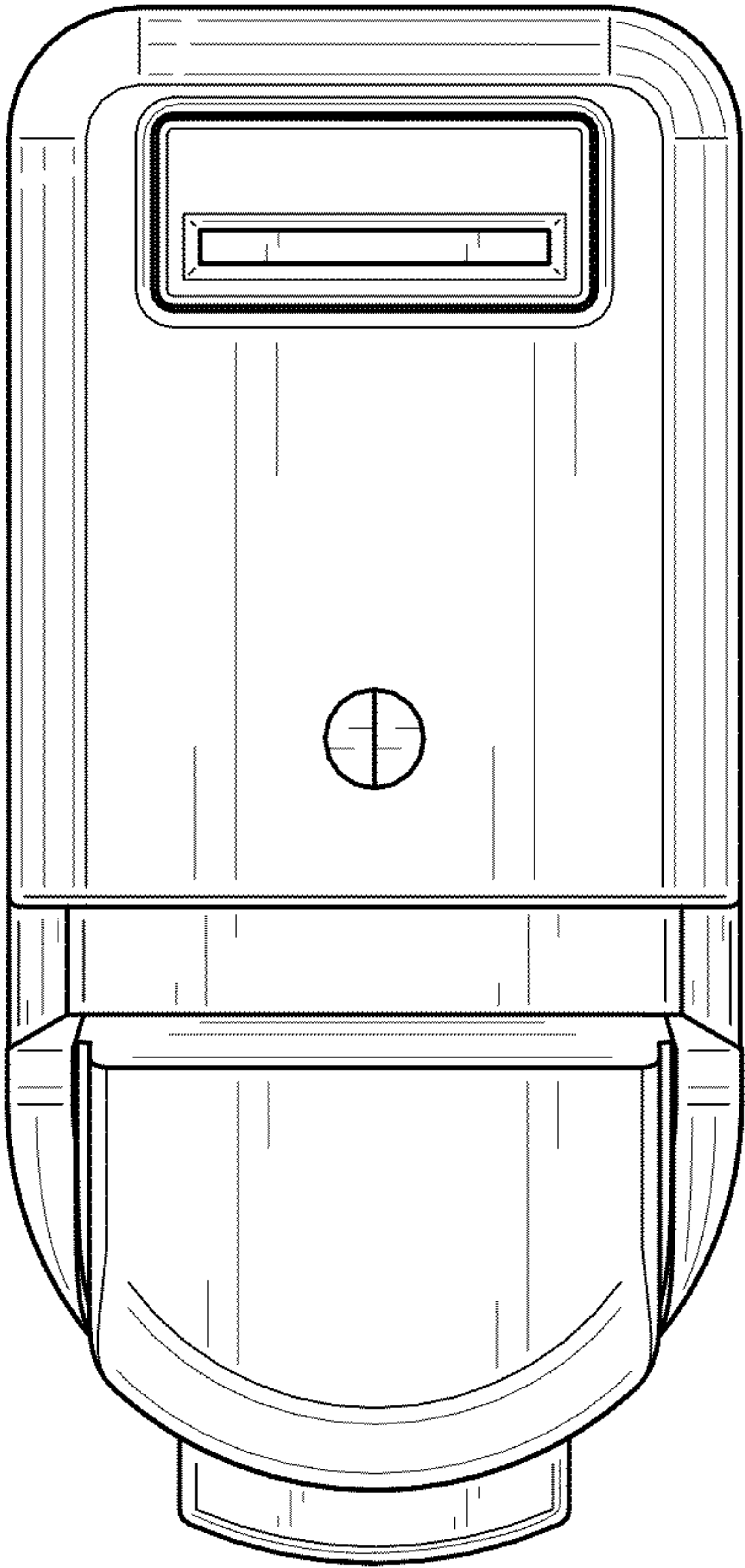


FIG. 6

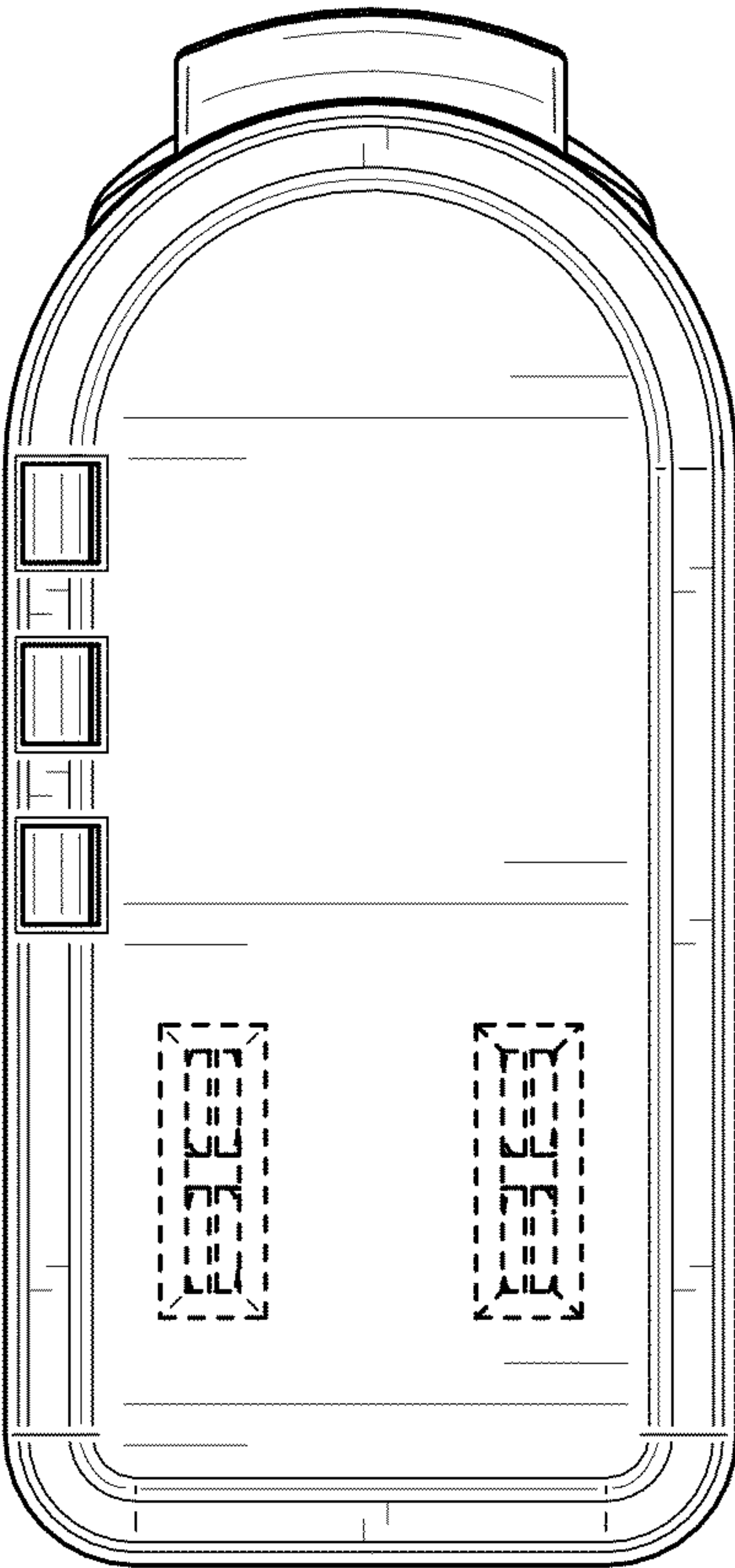


FIG. 7



UNITED STATES PATENT AND TRADEMARK OFFICE  
**CERTIFICATE OF CORRECTION**

PATENT NO. : D741,794 S  
APPLICATION NO. : 29/497980  
DATED : October 27, 2015  
INVENTOR(S) : Clifford A. Wright

Page 1 of 1

It is certified that error appears in the above-identified patent and that said Letters Patent is hereby corrected as shown below:

On the Title Page

Item [73] Assignee, please delete “Elite Lifestyle Products” and add --ELITE LIFESTYLE  
PRODUCTS L.P.--

Signed and Sealed this  
Fourth Day of April, 2017

A handwritten signature in black ink, reading "Michelle K. Lee". The signature is fluid and cursive, with the first letters of each word being capitalized and prominent.

Michelle K. Lee  
*Director of the United States Patent and Trademark Office*