



US00D741773S

(12) **United States Design Patent**
Juergens et al.

(10) **Patent No.:** **US D741,773 S**

(45) **Date of Patent:** **** Oct. 27, 2015**

(54) **VEHICLE WHEEL**

(71) Applicant: **Bayerische Motoren Werke Aktiengesellschaft, Munich (DE)**

(72) Inventors: **Dirk Juergens, Munich (DE); Rainer Mueller, Munich (DE)**

(73) Assignee: **Bayerische Motoren Werke Aktiengesellschaft, Munich (DE)**

(**) Term: **14 Years**

(21) Appl. No.: **29/490,365**

(22) Filed: **May 9, 2014**

(30) **Foreign Application Priority Data**

Nov. 12, 2013 (DE) 40 2013 101 111

(51) **LOC (10) Cl.** **12-16**

(52) **U.S. Cl.**
USPC **D12/211**

(58) **Field of Classification Search**
USPC D12/204-213
CPC B60B 7/00; B60B 7/02; B60B 7/04;
B60B 7/01; B60B 7/06; B60B 3/02; B60B
3/04; B60B 3/06; B60B 3/10; B60B 1/00;
B60B 1/08; B60B 1/10; B60B 1/12
See application file for complete search history.

(56) **References Cited**

U.S. PATENT DOCUMENTS

D499,685 S * 12/2004 Schaefers D12/211
D517,970 S 3/2006 Pollmann
D567,167 S 4/2008 Forster
D590,313 S 4/2009 Baum
D590,318 S * 4/2009 Theiss D12/211
D597,464 S * 8/2009 Truebsbach D12/211

D603,318 S * 11/2009 Luciani et al. D12/209
D608,710 S * 1/2010 Nissl D12/209
D622,202 S * 8/2010 Zhao D12/211
D625,676 S * 10/2010 Baum D12/209
D634,689 S * 3/2011 Futschik et al. D12/211
D660,771 S 5/2012 Mueller-Stolz
D663,669 S 7/2012 Baum
D675,969 S * 2/2013 Mueller-Stolz D12/209
D696,175 S * 12/2013 Garbas D12/209
D696,176 S * 12/2013 Rojas D12/209
D721,630 S * 1/2015 McLeod D12/211

FOREIGN PATENT DOCUMENTS

EM 000330774-0005 6/2005
EM 000511639-0002 6/2006
EM 000735758-0006 7/2007
EM 000743372-0004 3/2008
EM 001804709-0001 11/2011
EM 001908807-0013 9/2013

* cited by examiner

Primary Examiner — Stacia Cadmus

(74) *Attorney, Agent, or Firm* — Crowell & Moring LLP

(57) **CLAIM**

The ornamental design for a vehicle wheel, as shown and described.

DESCRIPTION

FIG. 1 is a perspective view of a vehicle wheel according to the design;
FIG. 2 is an additional perspective view thereof;
FIG. 3 is an additional perspective view thereof;
FIG. 4 is a front view thereof;
FIG. 5 is a rear view thereof in a lighter gray scale, representing environmental features that form no part of the claimed design; and,
FIG. 6 is a side view thereof.

1 Claim, 6 Drawing Sheets







Fig. 1



Fig. 2



Fig. 3



Fig. 4




Fig. 5




Fig. 6