



US00D741757S

(12) **United States Design Patent**
Roberts

(10) **Patent No.:** **US D741,757 S**

(45) **Date of Patent:** **** Oct. 27, 2015**

(54) **DOOR PROTECTOR FOR AN AUTOMOBILE**

(71) Applicant: **Frederick Roberts**, Jamaica, NY (US)

(72) Inventor: **Frederick Roberts**, Jamaica, NY (US)

(**) Term: **14 Years**

(21) Appl. No.: **29/463,790**

(22) Filed: **Mar. 6, 2014**

(51) **LOC (10) Cl.** **12-16**

(52) **U.S. Cl.**
USPC **D12/167**

(58) **Field of Classification Search**
USPC D6/601, 610, 611; D12/102-106, 167,
D12/204, 212, 213, 401-405, 415-417
CPC B60J 11/00; B60J 11/04; B60J 11/06;
B60J 11/025; B60R 19/42
See application file for complete search history.

(56) **References Cited**

U.S. PATENT DOCUMENTS

4,639,027	A *	1/1987	Boyd	292/128
D294,138	S	2/1988	Heyman	
4,727,898	A *	3/1988	Guma	135/87
D307,347	S *	4/1990	Gibson	D34/35
5,050,925	A	9/1991	Brown	
D328,884	S	8/1992	Schaller	
D331,211	S *	11/1992	Harris	D12/401
5,188,407	A	2/1993	Villaveces et al.	
D335,271	S	5/1993	Davis	
D339,784	S	9/1993	Reid et al.	
D342,708	S	12/1993	Stoeck	
D393,828	S *	4/1998	Threats, Sr.	D12/401
5,799,992	A *	9/1998	Kojima	293/128
D411,162	S *	6/1999	Richter	D12/401
D433,661	S *	11/2000	Hanson	D12/401

6,152,487	A *	11/2000	Crick	280/770
D489,035	S *	4/2004	Butler	D12/401
D496,322	S *	9/2004	Farney et al.	D12/401
D602,839	S *	10/2009	Carrow	D12/401
D669,838	S *	10/2012	Valenta et al.	D12/403
8,303,005	B1	11/2012	Hill	
D674,646	S *	1/2013	Valenta et al.	D6/610
8,444,191	B2	5/2013	Akers et al.	
8,746,762	B2 *	6/2014	Darrett	293/128
D708,456	S *	7/2014	Gomez et al.	D6/606
2003/0062732	A1	4/2003	Molina	
2005/0242558	A1 *	11/2005	Cohen	280/770
2008/0258482	A1 *	10/2008	Udolph	293/128
2012/0132377	A1 *	5/2012	Donaldson	160/370.21
2013/0320684	A1 *	12/2013	Darrett	293/118

* cited by examiner

Primary Examiner — Elizabeth Albert

(74) *Attorney, Agent, or Firm* — Suzanne Kikel, Patent Agent

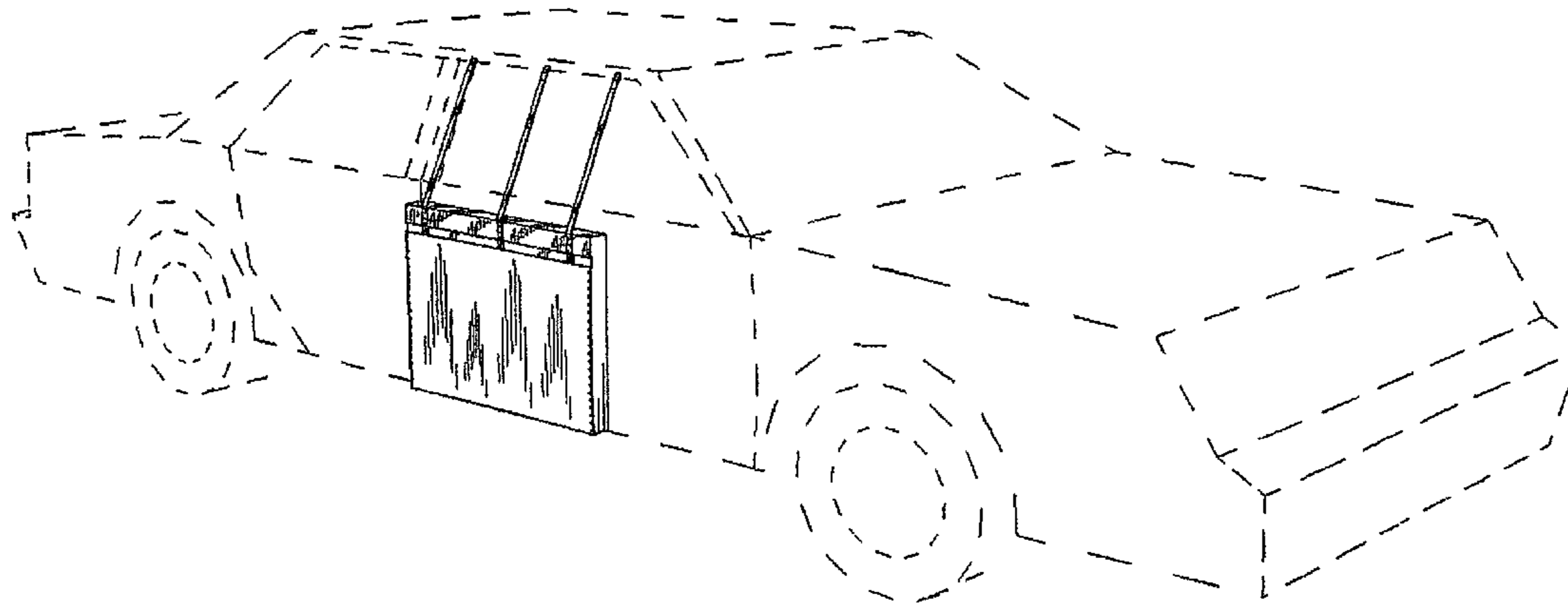
(57) **CLAIM**

The ornamental design for a door protector for an automobile, as shown and described.

DESCRIPTION

FIG. 1 is a perspective view of a door protector for an automobile showing the design of the present invention. FIG. 2 is a front elevational view thereof. FIG. 3 is a rear elevational view thereof. FIG. 4 is a right side elevational view thereof. FIG. 5 is a left side elevational view thereof. FIG. 6 is a top plan view thereof; and, FIG. 7 is a bottom plan view thereof. The broken lines showing an automobile in FIG. 1 are included for the purpose of illustrating the environment of the article and form no part of the claimed design.

1 Claim, 5 Drawing Sheets



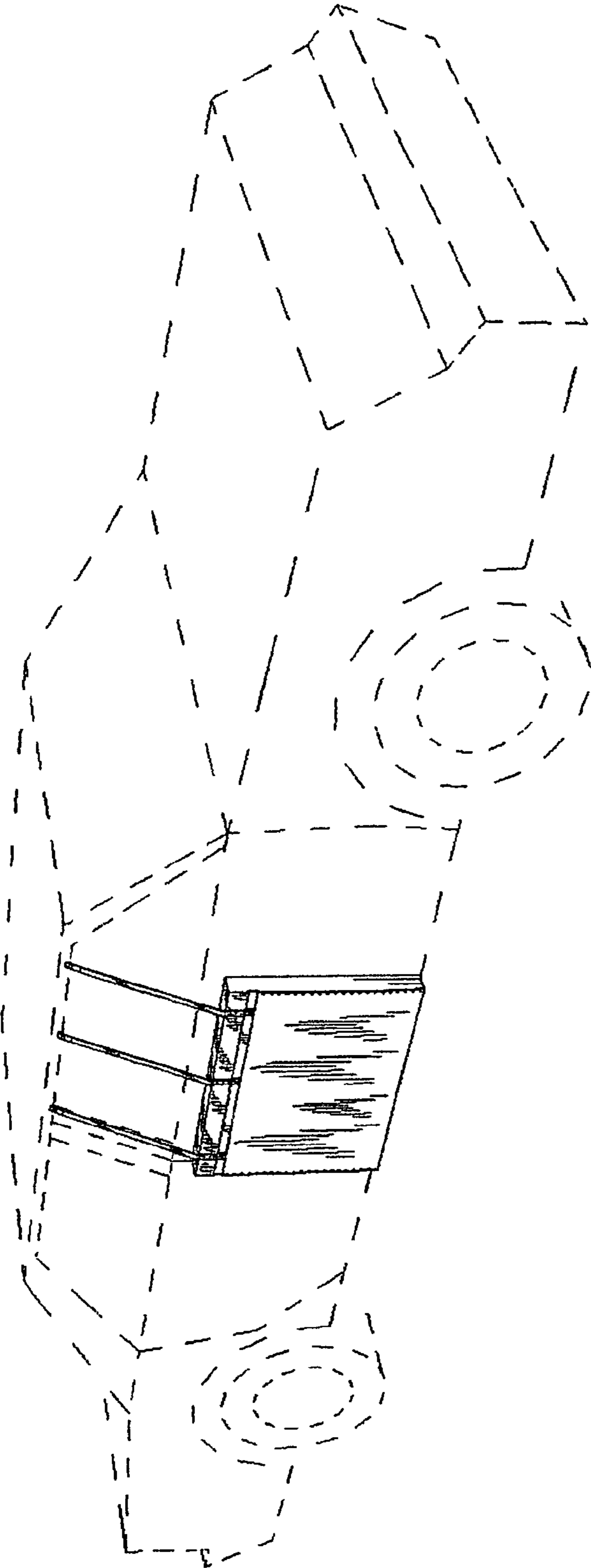


FIG. 1

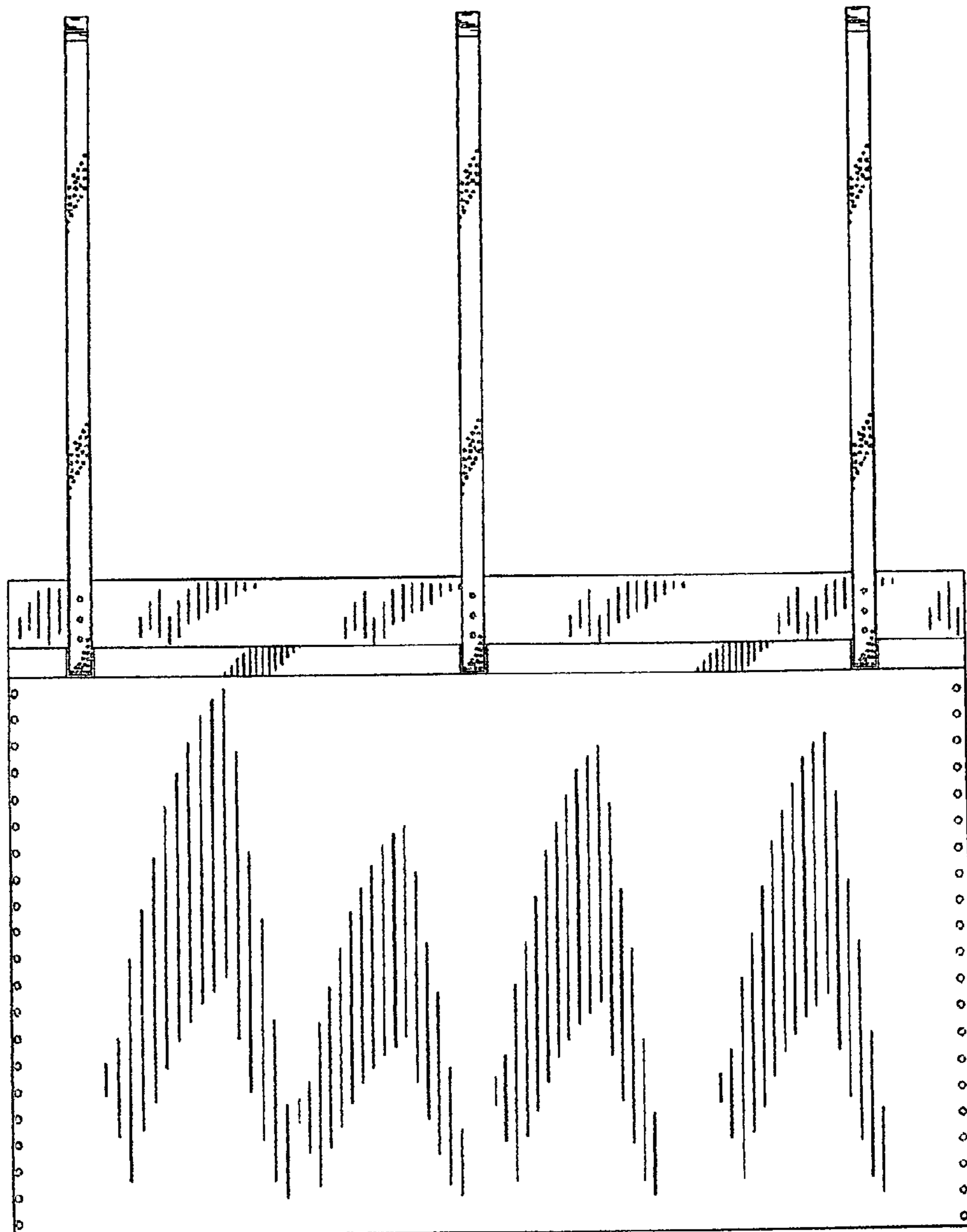


FIG. 2

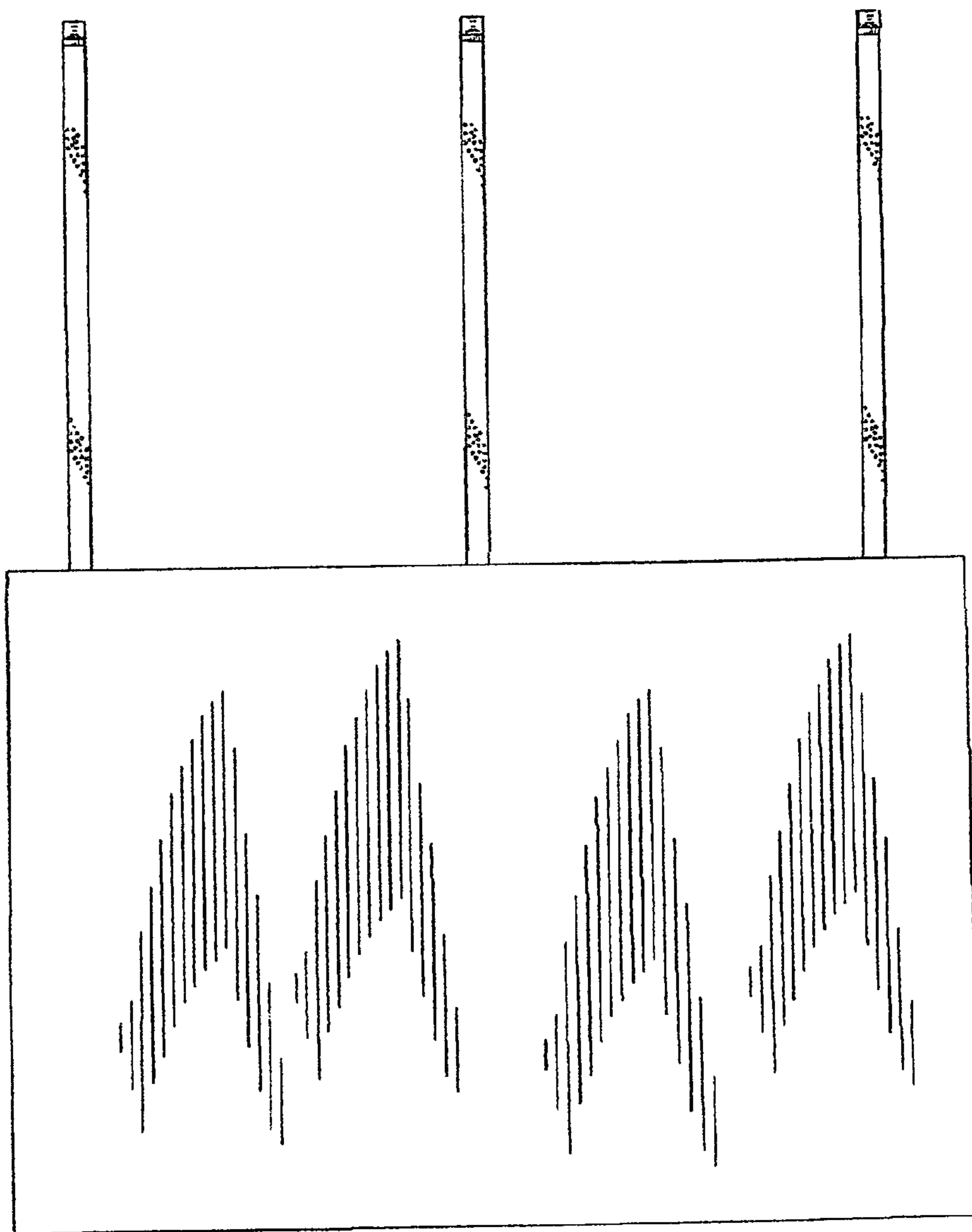


FIG. 3

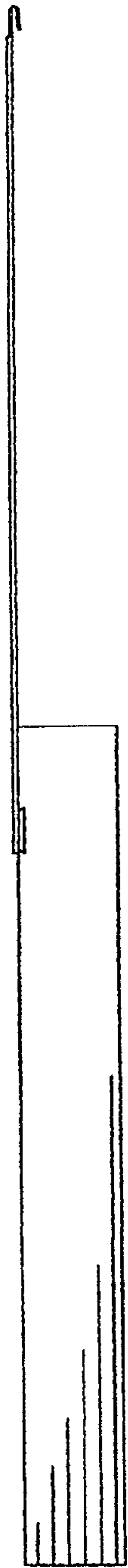


FIG. 4




FIG. 5



FIG. 6



FIG. 7