



US00D741724S

(12) **United States Design Patent**
He

(10) **Patent No.:** **US D741,724 S**

(45) **Date of Patent:** **** Oct. 27, 2015**

(54) **PILL CRUSHER BAG**

(56) **References Cited**

(71) Applicant: **Guang He**, Shanghai (CN)

U.S. PATENT DOCUMENTS

(72) Inventor: **Guang He**, Shanghai (CN)

D497,543	S	*	10/2004	Buckley	D9/703
7,051,963	B1	*	5/2006	Buckley	241/169
D547,674	S	*	7/2007	Donovan	D9/707
D551,989	S	*	10/2007	Engel et al.	D9/703
D579,118	S	*	10/2008	Engel et al.	D24/220
D595,147	S	*	6/2009	Noble	D9/702
D596,043	S	*	7/2009	Noble	D9/702
D663,120	S	*	7/2012	Dow et al.	D3/303
D686,084	S	*	7/2013	Rana	D9/702
D692,315	S	*	10/2013	Bohmke et al.	D9/707
D699,588	S	*	2/2014	Yang et al.	D9/703

(73) Assignee: **SUZHOU SINNOMED TECHNOLOGIES CO., LTD.** (CN)

(**) Term: **14 Years**

* cited by examiner

(21) Appl. No.: **29/470,268**

(22) Filed: **Oct. 18, 2013**

Primary Examiner — Susan Bennett Hattan

(30) **Foreign Application Priority Data**

Assistant Examiner — Abraham Bahta

Apr. 18, 2013 (CN) 2013 3 0120104

(74) *Attorney, Agent, or Firm* — Cantor Colburn LLP

(51) **LOC (10) Cl.** **09-05**

(57) **CLAIM**

(52) **U.S. Cl.**

The ornamental design for a pill crusher bag, as shown and described.

USPC **D9/703**

DESCRIPTION

(58) **Field of Classification Search**

USPC D9/702–703, 705, 707, 709, 711;
D3/203.2, 303; 241/100, 169.2, DIG. 7,
241/DIG. 27, 169, 168; 383/94, 102–107,
383/109, 127, 906, 120, 121.1, 123, 124;
222/92, 107; D24/220

FIG. 1 is a perspective view of the pill crusher bag showing my new design;

FIG. 2 is a front view thereof;

FIG. 3 is a back view thereof;

FIG. 4 is a left view thereof;

FIG. 5 is a right view thereof;


FIG. 6 a top view thereof; and,

FIG. 7 is a bottom view thereof.

CPC B02C 19/00; A61J 7/0007; B65D 75/00;
B65D 75/002; B65D 75/008

See application file for complete search history.

1 Claim, 7 Drawing Sheets






Fig. 1



Fig. 2



Fig. 3

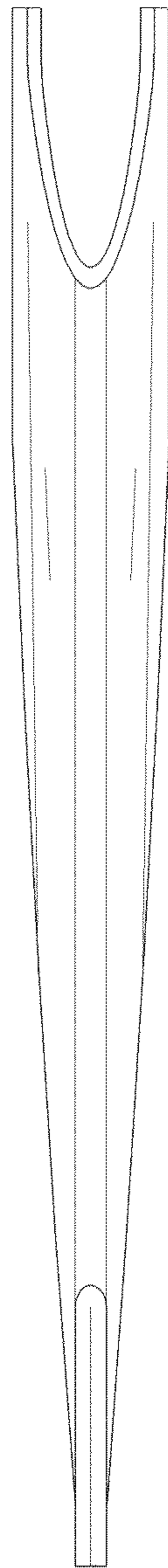


Fig. 4

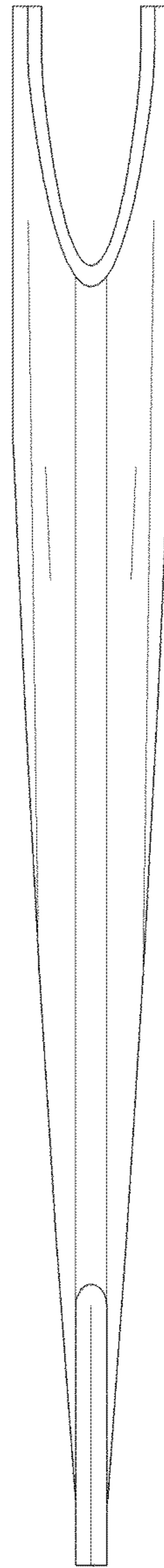


Fig. 5

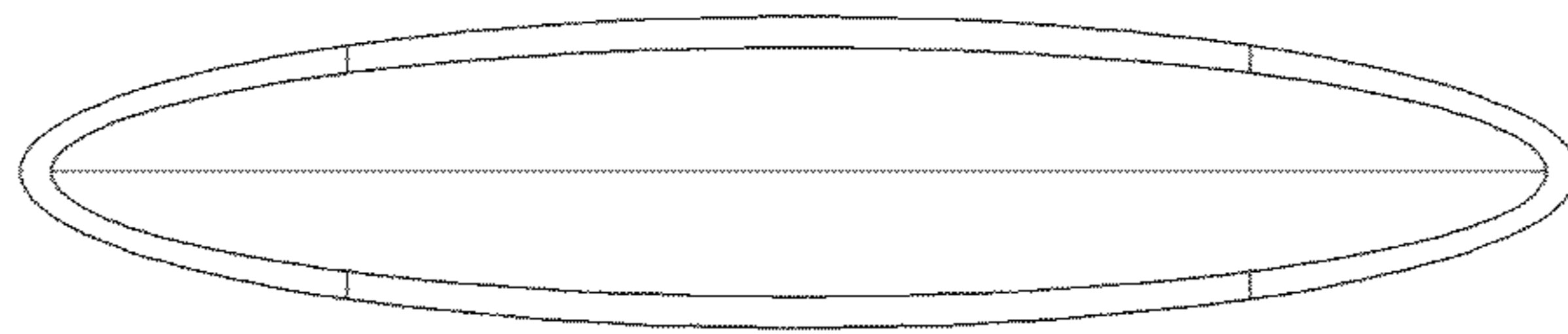


Fig. 6

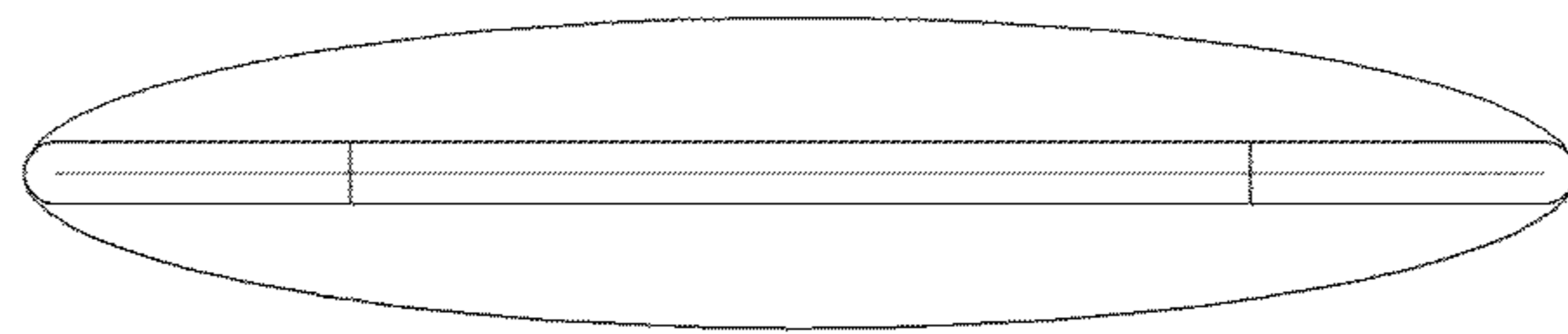


Fig. 7