



US00D741719S

(12) **United States Design Patent**
Reynolds

(10) **Patent No.:** **US D741,719 S**
(45) **Date of Patent:** **** Oct. 27, 2015**

(54) **BOTTLE**

(71) Applicant: **Fraser Reynolds**, London (GB)

(72) Inventor: **Fraser Reynolds**, London (GB)

(73) Assignee: **Saverglass Inc.**, Ramsey, NJ (US)

(**) Term: **14 Years**

(21) Appl. No.: **29/437,786**

(22) Filed: **Nov. 20, 2012**

(51) **LOC (10) Cl.** **09-01**

(52) **U.S. Cl.**
USPC **D9/558**; D9/545

(58) **Field of Classification Search**
USPC D9/500, 505, 530, 542, 544–545, 549,
D9/558, 574–575, 682, 686–691, 715,
D9/719; D7/300, 300.1, 598; 215/379,
215/381–382; 220/660, 669, 675
CPC B65D 1/00; B65D 1/02; B65D 1/0223;
B65D 23/00; B65D 83/00; B65D 91/00;
B65D 91/02; B65D 2501/00; B65D
2501/0009; B65D 2501/0081
See application file for complete search history.

(56) **References Cited**

U.S. PATENT DOCUMENTS

| | | | | | |
|------------|---|---------|---------|-------|--------|
| D71,330 S | * | 10/1926 | Holt | | D9/545 |
| D92,911 S | * | 7/1934 | Kennedy | | D9/545 |
| D104,546 S | * | 5/1937 | Topping | | D9/558 |
| D406,482 S | * | 3/1999 | Kerr | | D6/542 |
| D431,779 S | * | 10/2000 | Nosella | | D9/520 |

| | | | | | |
|------------|---|---------|--------------------|-------|--------|
| D550,564 S | * | 9/2007 | Spencer | | D9/558 |
| D557,144 S | * | 12/2007 | Batliner | | D9/558 |
| D558,056 S | * | 12/2007 | Zibara et al. | | D9/552 |
| D601,424 S | * | 10/2009 | Rica | | D9/500 |
| D671,838 S | * | 12/2012 | Potts | | D9/545 |
| D679,602 S | * | 4/2013 | Gonzalez Rodriguez | | D9/545 |
| D687,302 S | * | 8/2013 | Reynolds | | D9/500 |
| D691,894 S | * | 10/2013 | Marshall et al. | | D9/667 |
| D696,955 S | * | 1/2014 | Kelly | | D9/522 |
| D698,647 S | * | 2/2014 | Maillet et al. | | D9/500 |
| D720,233 S | * | 12/2014 | Thompson | | D9/558 |
| D724,437 S | * | 3/2015 | Gaydon | | D9/558 |

* cited by examiner

Primary Examiner — Dana L Meyrow

(74) *Attorney, Agent, or Firm* — Fross Zelnick Lehrman & Zissu, P.C.; Charles T. J. Weigell, Esq.

(57) **CLAIM**

The ornamental design for a bottle, as shown and described.

DESCRIPTION

FIG. 1 is a front view of a bottle showing my new design (with the rear view being the same);
FIG. 2 is a side view of the bottle shown in FIG. 1 (with the other side view being a mirror image thereof)
FIG. 3 is a top view of the bottle shown in FIG. 1;
FIG. 4 is a bottom view of the bottle shown in FIG. 1; and,
FIG. 5 is a front perspective view of the bottle shown in FIG. 1.

The broken line depicting the bottle top and portion of the bottle sole shows unclaimed subject matter.

1 Claim, 3 Drawing Sheets



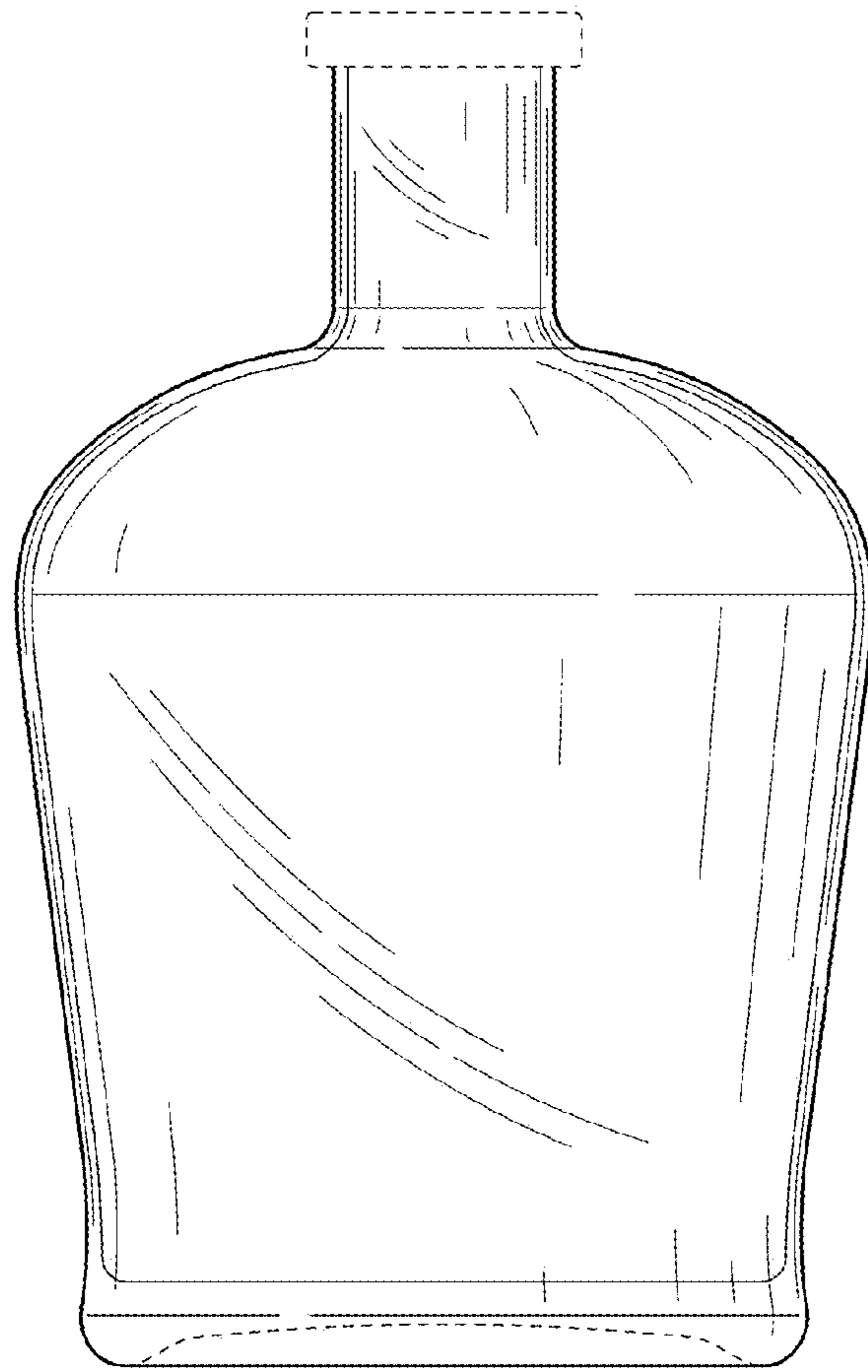


FIG. 1

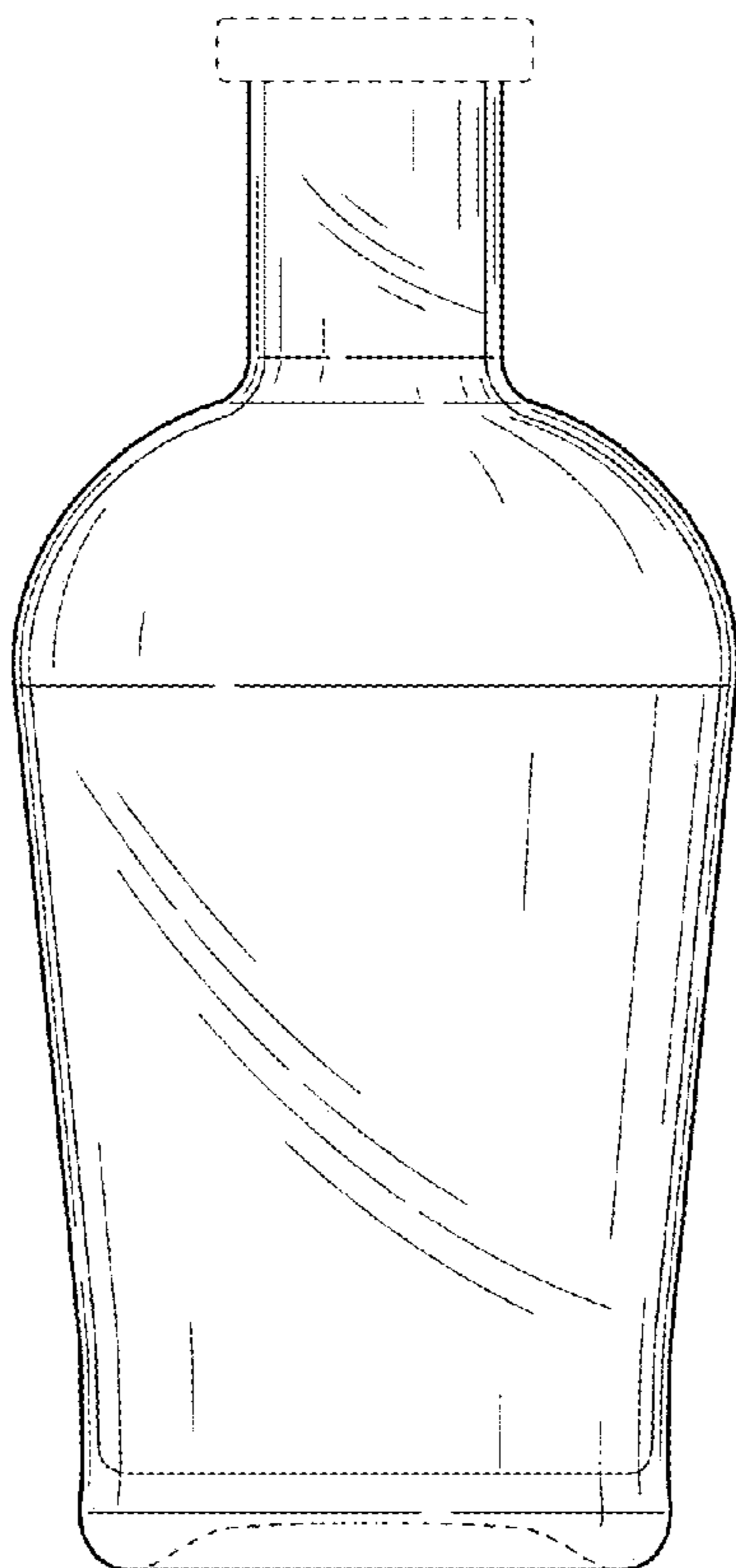


FIG. 2

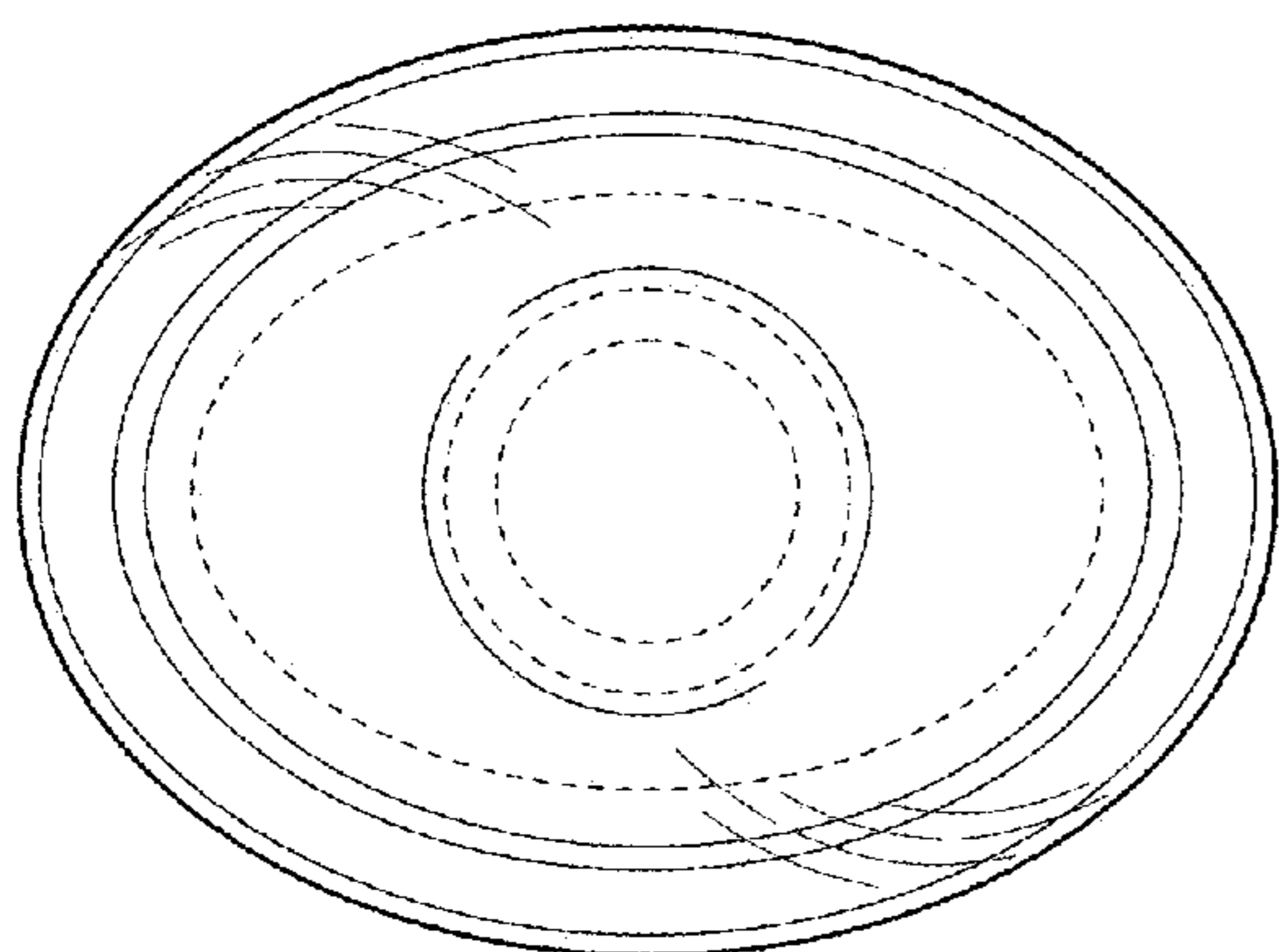


FIG. 3

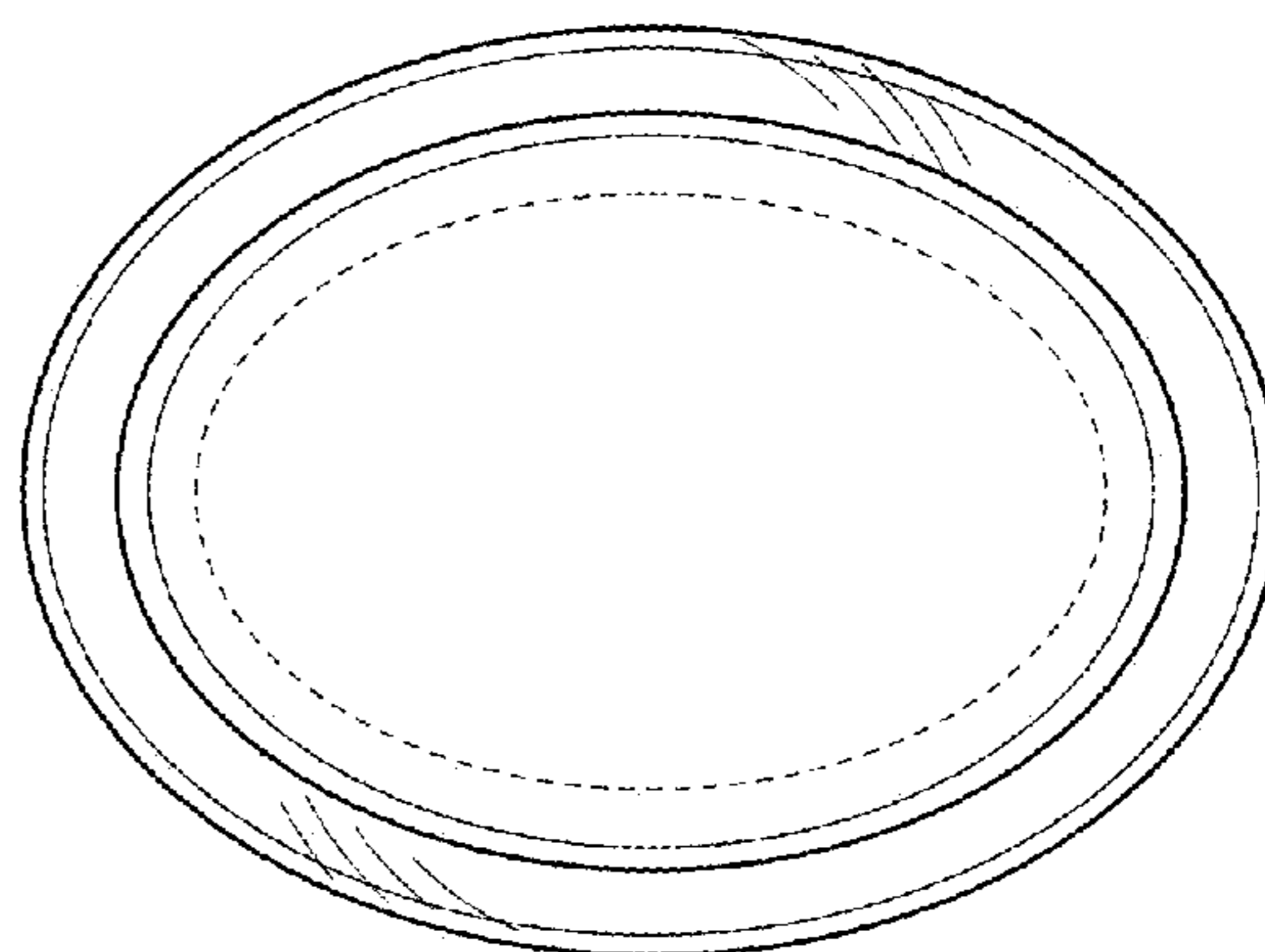


FIG. 4




FIG. 5