



US00D741687S

(12) **United States Design Patent**
Rand

(10) **Patent No.:** **US D741,687 S**
(45) **Date of Patent:** **** Oct. 27, 2015**

- (54) **VIOLIN KEY**
- (71) Applicant: **David W. Rand**, Longmont, CO (US)
- (72) Inventor: **David W. Rand**, Longmont, CO (US)
- (**) Term: **14 Years**
- (21) Appl. No.: **29/506,412**
- (22) Filed: **Oct. 15, 2014**
- (51) **LOC (10) Cl.** **08-07**
- (52) **U.S. Cl.**
USPC **D8/348**
- (58) **Field of Classification Search**
USPC D8/347, 348; 70/51, 336, 344, 348,
70/391, 393, 402, 408, 416, 429, 430, 460,
70/447, 395, 398, 410, 423, 424
CPC E05B 19/00; E05B 19/20; E05B 13/00;
E05B 11/00; E05B 19/04
See application file for complete search history.

6,473,022	B1	10/2002	Wu	
D492,186	S	6/2004	Howard	
D501,395	S	2/2005	Kelleghan	
D544,767	S	6/2007	Kelleghan	
D566,524	S	4/2008	Daas	
D575,628	S	8/2008	Strawn	
7,435,178	B1 *	10/2008	Tam et al.	463/38
D586,646	S	2/2009	Rand	
D589,512	S	3/2009	Gray	
D607,710	S	1/2010	Rand	
D608,618	S	1/2010	Rand	
D613,148	S	4/2010	Rand	
D622,577	S *	8/2010	Rand	D8/347
D632,947	S *	2/2011	Rand	D8/348
D633,370	S *	3/2011	Rand	D8/348
D658,477	S *	5/2012	van der Lande	D8/348
D663,607	S	7/2012	Rand	
D691,021	S	10/2013	Rand	
D691,022	S	10/2013	Rand	
D707,104	S	6/2014	Rand	
D716,131	S	10/2014	Rand	

* cited by examiner

Primary Examiner — Prabhakar Deshmukh
(74) *Attorney, Agent, or Firm* — Patent Law Offices of R. Martin P.C.

(56) **References Cited**

U.S. PATENT DOCUMENTS

2,824,478	A	2/1958	Shultz	
2,903,935	A	9/1959	Raze	
D190,508	S	6/1961	Roger	
3,427,833	A	2/1969	Lempke	
D220,650	S	5/1971	Poznanovich	
D225,301	S	12/1972	Uliano	
D286,400	S	10/1986	Moller	
D286,413	S	10/1986	DeFrancesco	
D293,730	S *	1/1988	Blatnick	D1/106
4,974,486	A *	12/1990	Wallace	84/609
D329,668	S	9/1992	Connelly	
D386,373	S	11/1997	Weinmuller	
D397,027	S	8/1998	Brown	
D417,834	S	12/1999	Rompel	
D418,646	S	1/2000	Hampshire	
D418,859	S	1/2000	Herbold	
6,184,804	B1	2/2001	Harrison	
D449,500	S	10/2001	Kelleghan	
D461,701	S	8/2002	Kang	

(57) **CLAIM**

The ornamental design for a violin key, as shown and described.

DESCRIPTION

FIG. 1 is a perspective view of a violin key showing my new design;
FIG. 2 is a top plan view thereof;
FIG. 3 is a bottom plan view thereof;
FIG. 4 is a left side elevational view thereof;
FIG. 5 is a right side elevational view thereof;
FIG. 6 is a front elevational view thereof; and,
FIG. 7 is a rear elevational view thereof.
The broken lines are for illustrative purpose and form no part of the claimed design.

1 Claim, 3 Drawing Sheets



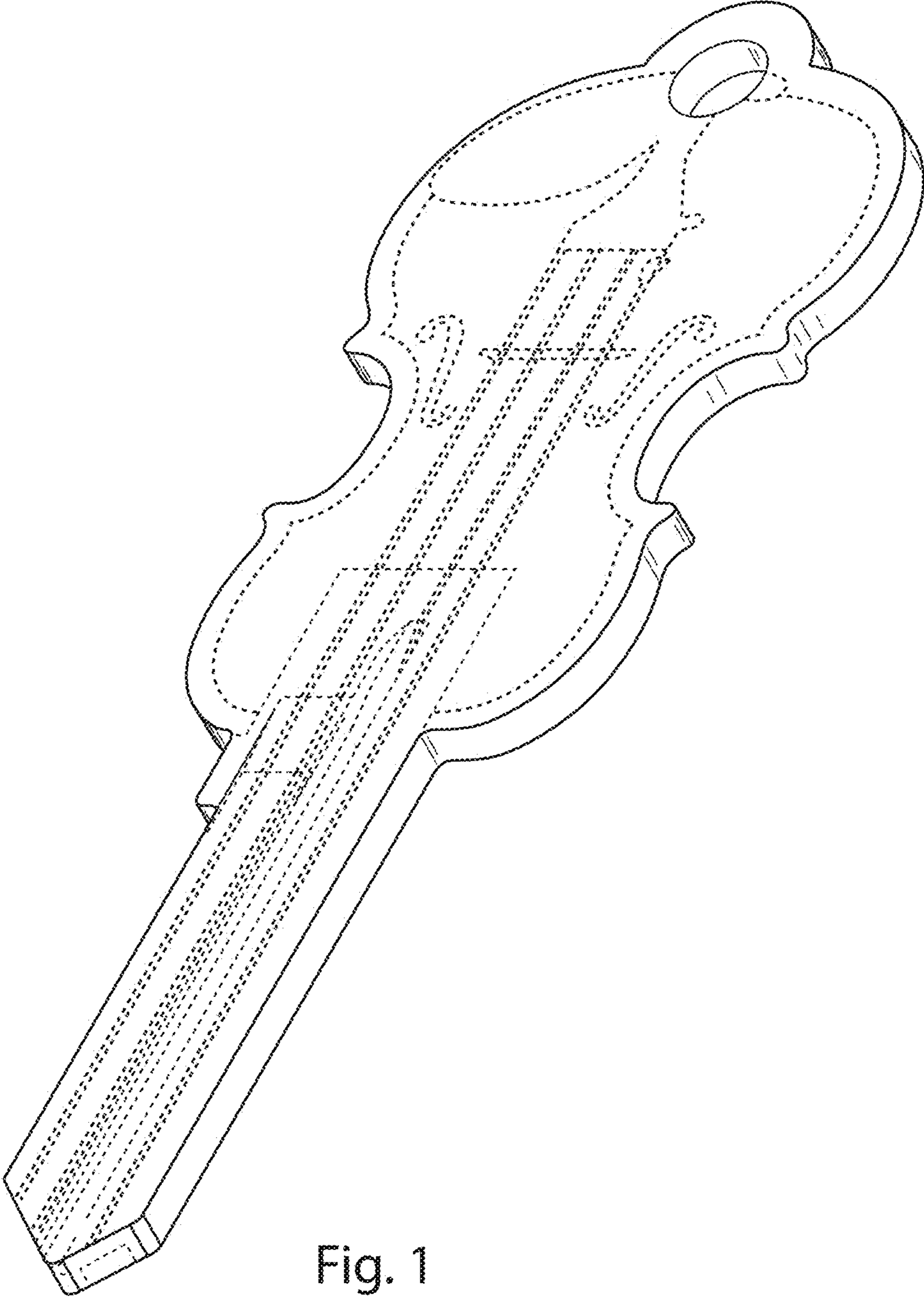


Fig. 1

Fig. 2

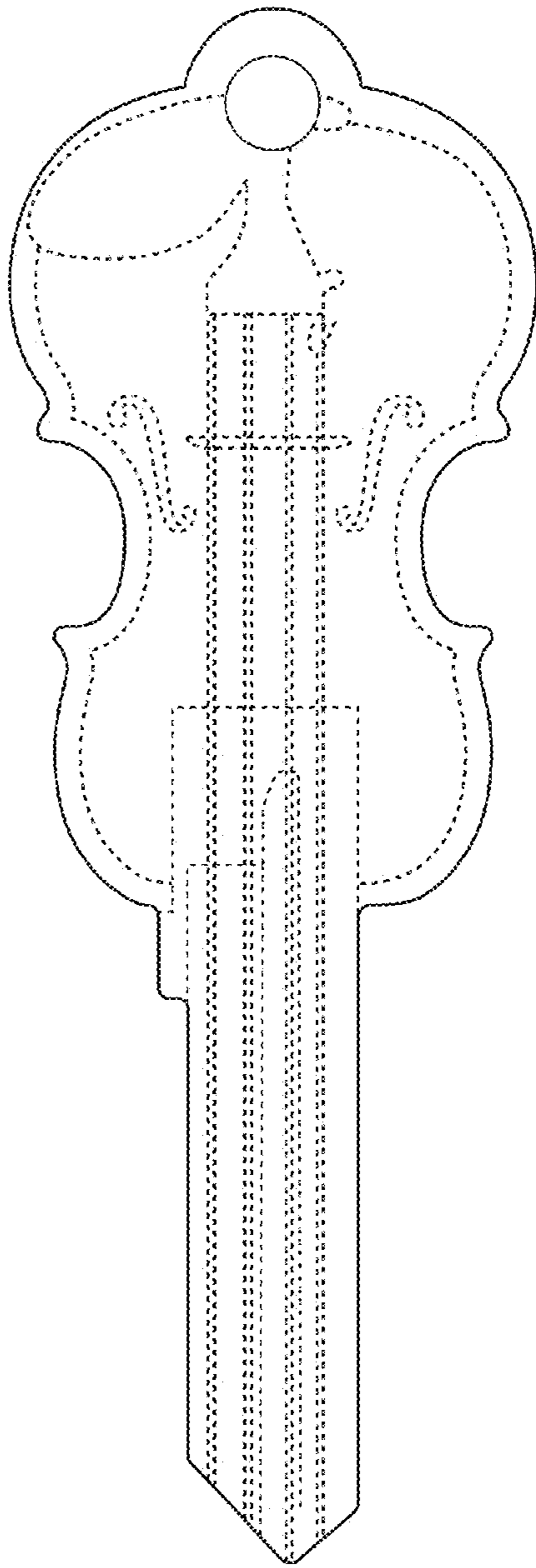


Fig. 3

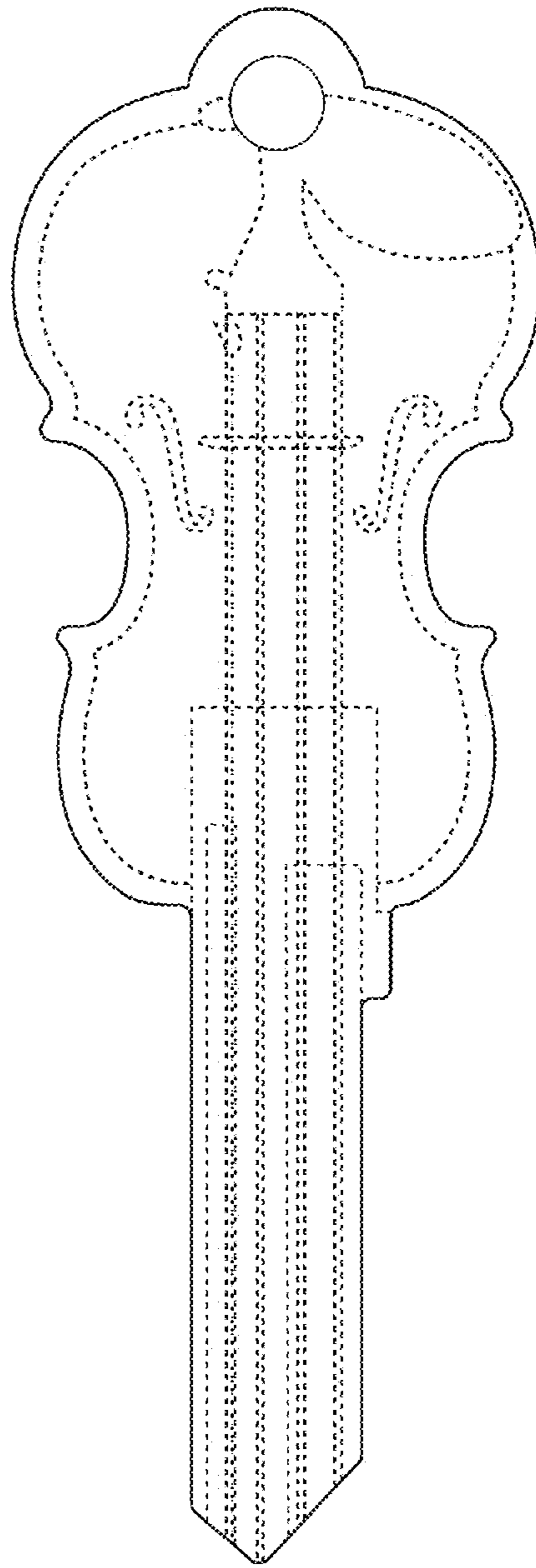


Fig. 4




Fig. 5



Fig. 6



Fig. 7

