



US00D741684S

(12) **United States Design Patent**
Park et al.

(10) **Patent No.:** **US D741,684 S**
(45) **Date of Patent:** **** Oct. 27, 2015**

(54) **HANDLE FOR HOME APPLIANCE**

Y10T 16/4628; Y10T 74/20864; Y10T
16/4567; Y10T 16/4576; Y10T 16/501;
Y10T 16/86

(71) Applicant: **Samsung Electronics Co., Ltd.**,
Suwon-si (KR)

See application file for complete search history.

(72) Inventors: **Se-Youn Park**, Seoul (KR); **Jong-Hyub Lee**, Seoul (KR); **Jun-Kyo Lee**, Daegu (KR); **Hyun-il Lee**, Seoul (KR); **Sang-Woon Jeon**, Namyangju-si (KR)

(56) **References Cited**

U.S. PATENT DOCUMENTS

(73) Assignee: **SAMSUNG ELECTRONICS CO., LTD.** (KR)

D168,631	S	*	1/1953	Miller	D8/319
D193,544	S	*	9/1962	Unter	D8/317
D197,209	S	*	12/1963	Plumridge	D8/317
D604,988	S	*	12/2009	Yalcin et al.	D7/349
D622,914	S	*	8/2010	Crookshanks et al.	D32/3
D654,310	S	*	2/2012	Benold	D7/402
D711,938	S	*	8/2014	Boo et al.	D15/89
D730,148	S	*	5/2015	Magnusson	D8/313

(**) Term: **14 Years**

* cited by examiner

(21) Appl. No.: **29/491,956**

Primary Examiner — Derrick Holland

(22) Filed: **May 27, 2014**

Assistant Examiner — Lauren Calve

(30) **Foreign Application Priority Data**

(74) *Attorney, Agent, or Firm* — Cantor Colburn LLP

Nov. 27, 2013 (KR) 30-2013-0059643

(51) **LOC (10) Cl.** **08-06**

(52) **U.S. Cl.**
USPC **D8/319**

(57) **CLAIM**

We claim, the ornamental design for a handle for home appliance, as shown and described.

(58) **Field of Classification Search**

USPC D8/300, 315–320, DIG. 1; D23/250,
D23/254, 303–305; D99/11; D6/546, 549;
D7/393, 394, 402; 211/16; 16/110.1,
16/412, 413, 415, 419, 422, 424, 425,
16/DIG. 19; D15/89; D3/318, 328
CPC Y10T 16/469; Y10T 16/44; Y10T 16/458;
Y10T 16/498; Y10T 16/476; Y10T 16/459;
Y10T 16/466; Y10T 16/4713; Y10T 16/4644;
Y10T 16/513; Y10T 16/509; Y10T 16/473;
Y10T 16/462; Y10T 16/4701; Y10T
74/20732; Y10T 29/49826; Y10T 16/4719;
Y10T 16/455; Y10T 16/4559; Y10T
74/20828; Y10T 74/20738; Y10T 74/20762;

DESCRIPTION

FIG. 1 is a perspective view of a handle for home appliance, showing our new design;
FIG. 2 is a front elevation view thereof;
FIG. 3 is a rear elevation view thereof;
FIG. 4 is a side elevation view thereof;
FIG. 5 is a second side elevation view thereof;
FIG. 6 is a top plan view thereof; and,
FIG. 7 is a bottom plan view thereof.

1 Claim, 4 Drawing Sheets




FIG. 1




FIG. 2



FIG. 3




FIG. 4




FIG. 5




FIG. 6



FIG. 7

