



US00D741683S

(12) **United States Design Patent**
Park et al.

(10) **Patent No.:** **US D741,683 S**
(45) **Date of Patent:** **** Oct. 27, 2015**

(54) **HANDLE FOR HOME APPLIANCE**

(71) Applicant: **Samsung Electronics Co., Ltd.**,
Suwon-si (KR)

(72) Inventors: **Se-Youn Park**, Seoul (KR); **Jong-Hyub Lee**, Seoul (KR); **Jun-Kyo Lee**, Daegu (KR); **Hyun-il Lee**, Seoul (KR); **Sang-Woon Jeon**, Namyangju-si (KR)

(73) Assignee: **SAMSUNG ELECTRONICS CO., LTD.** (KR)

(**) Term: **14 Years**

(21) Appl. No.: **29/491,935**

(22) Filed: **May 27, 2014**

(30) **Foreign Application Priority Data**

Nov. 27, 2013 (KR) 30-2013-0059642

(51) **LOC (10) Cl.** **08-06**

(52) **U.S. Cl.**
USPC **D8/319**

(58) **Field of Classification Search**
USPC D8/300, 315–320, DIG. 1; D23/250, D23/254, 303–305; D99/11; D6/546, 549; D7/393, 394, 402; 211/16; 16/110.1, 16/412, 413, 415, 419, 422, 424, 425, 16/DIG. 19; D15/89; D3/318, 328
CPC Y10T 16/469; Y10T 16/44; Y10T 16/458; Y10T 16/498; Y10T 16/476; Y10T 16/459; Y10T 16/466; Y10T 16/4713; Y10T 16/4644; Y10T 16/513; Y10T 16/509; Y10T 16/473; Y10T 16/462; Y10T 16/4701; Y10T 74/20732; Y10T 29/49826; Y10T 16/4719; Y10T 16/455; Y10T 16/4559; Y10T

74/20828; Y10T 74/20738; Y10T 74/20762; Y10T 16/4628; Y10T 74/20864; Y10T 16/4567; Y10T 16/4576; Y10T 16/501; Y10T 16/86

See application file for complete search history.

(56) **References Cited**

U.S. PATENT DOCUMENTS

D201,161 S *	5/1965	Morgan	D8/319
D570,646 S *	6/2008	Jeon	D7/402
D579,310 S *	10/2008	Suh et al.	D8/315
D588,172 S *	3/2009	Yang et al.	D15/89
D610,173 S *	2/2010	Kim	D15/89
D612,677 S *	3/2010	Jeon	D7/402
D672,101 S *	12/2012	Eng et al.	D32/3
D723,074 S *	2/2015	Cho et al.	D15/89
2014/0304944 A1 *	10/2014	Carr et al.	16/110.1

* cited by examiner

Primary Examiner — Derrick Holland

Assistant Examiner — Lauren Calve

(74) *Attorney, Agent, or Firm* — Cantor Colburn LLP

(57) **CLAIM**

We claim, the ornamental design for a handle for home appliance, as shown and described.

DESCRIPTION

FIG. 1 is a perspective view of a handle for home appliance, showing our new design;
FIG. 2 is a front elevation view thereof;
FIG. 3 is a rear elevation view thereof;
FIG. 4 is a side elevation view thereof;
FIG. 5 is a second side elevation view thereof;
FIG. 6 is a top plan view thereof; and,
FIG. 7 is a bottom plan view thereof.

1 Claim, 4 Drawing Sheets




FIG. 1

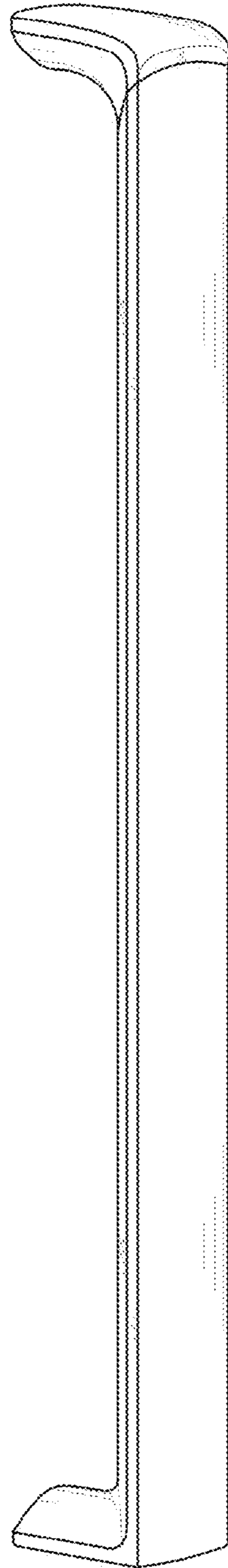


FIG. 2




FIG. 3




FIG. 4




FIG. 5




FIG. 6



FIG. 7

