



US00D741682S

(12) **United States Design Patent**
Miller, Sr.

(10) **Patent No.:** **US D741,682 S**
(45) **Date of Patent:** **** Oct. 27, 2015**

(54) **PULL ME UP**

(56) **References Cited**

(71) Applicant: **Rising Improvements, LLC**, South Bend, IN (US)

U.S. PATENT DOCUMENTS

(72) Inventor: **Robert L Miller, Sr.**, South Bend, IN (US)

2,005,576 A *	6/1935	Buhl et al.	4/577.1
D375,444 S *	11/1996	McElwee	D8/300
D385,772 S *	11/1997	Keller	D8/317
D441,007 S *	4/2001	Simons et al.	D17/22
D489,181 S *	5/2004	Moon	D3/318
D501,391 S *	2/2005	Hartwell	D8/313
D505,312 S *	5/2005	Bacon	D8/316
D544,330 S *	6/2007	Hurley	D8/107
D573,866 S *	7/2008	Smith	D8/107
D679,925 S *	4/2013	O'Brien et al.	D6/519
D682,654 S *	5/2013	Clarke et al.	D8/300
2013/0047802 A1 *	2/2013	Vierck	81/489
2015/0074946 A1 *	3/2015	VanDommelen	16/426

(73) Assignee: **Rising Improvements LLC**, South Bend, IN (US)

(**) Term: **14 Years**

(21) Appl. No.: **29/490,779**

* cited by examiner

(22) Filed: **May 13, 2014**

(51) **LOC (10) Cl.** **08-06**

Primary Examiner — Derrick Holland

(52) **U.S. Cl.**

Assistant Examiner — Lauren Calve

USPC **D8/300**

(74) *Attorney, Agent, or Firm* — Botkin & Hall, LLP

(58) **Field of Classification Search**

(57) **CLAIM**

USPC D8/107, 300, 301, 302, 303, 310–313, D8/315–317; D3/318, 328; 16/110.1, 412, 16/413, 415, 419, 422, 424, 425, DIG. 19; 294/137; 248/317, 321, 694; D24/184, D24/185, 188, 190

The ornamental design for a pull me up, as shown and described.

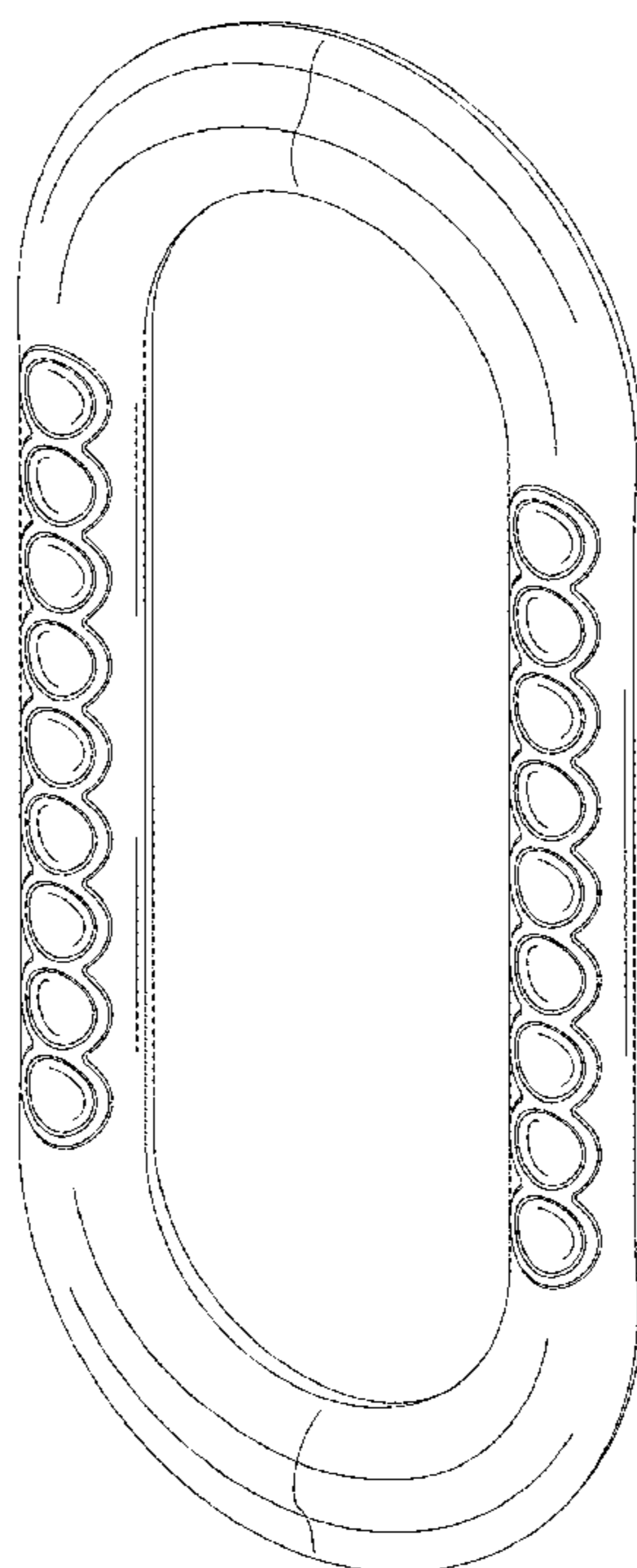
CPC Y10T 16/44; Y10T 16/476; Y10T 16/466; Y10T 16/4713; Y10T 16/4644; Y10T 16/513; Y10T 16/509; Y10T 74/20732; Y10T 74/20828; Y10T 16/4628; Y10T 74/20864; Y10T 16/516; Y10T 29/53943; Y10T 24/3916; Y10S 16/19; Y10S 16/12; Y10S 16/902; Y10S 16/901

DESCRIPTION

FIG. 1 is a perspective view of a pull me up; FIG. 2 is a top view of the pull me up of FIG. 1, the bottom view being identical; FIG. 3 is a left side view of the pull me up of FIG. 1, the right side view being identical; and, FIG. 4 is a front view of the pull me up of FIG. 1, the rear view being identical.

See application file for complete search history.

1 Claim, 2 Drawing Sheets



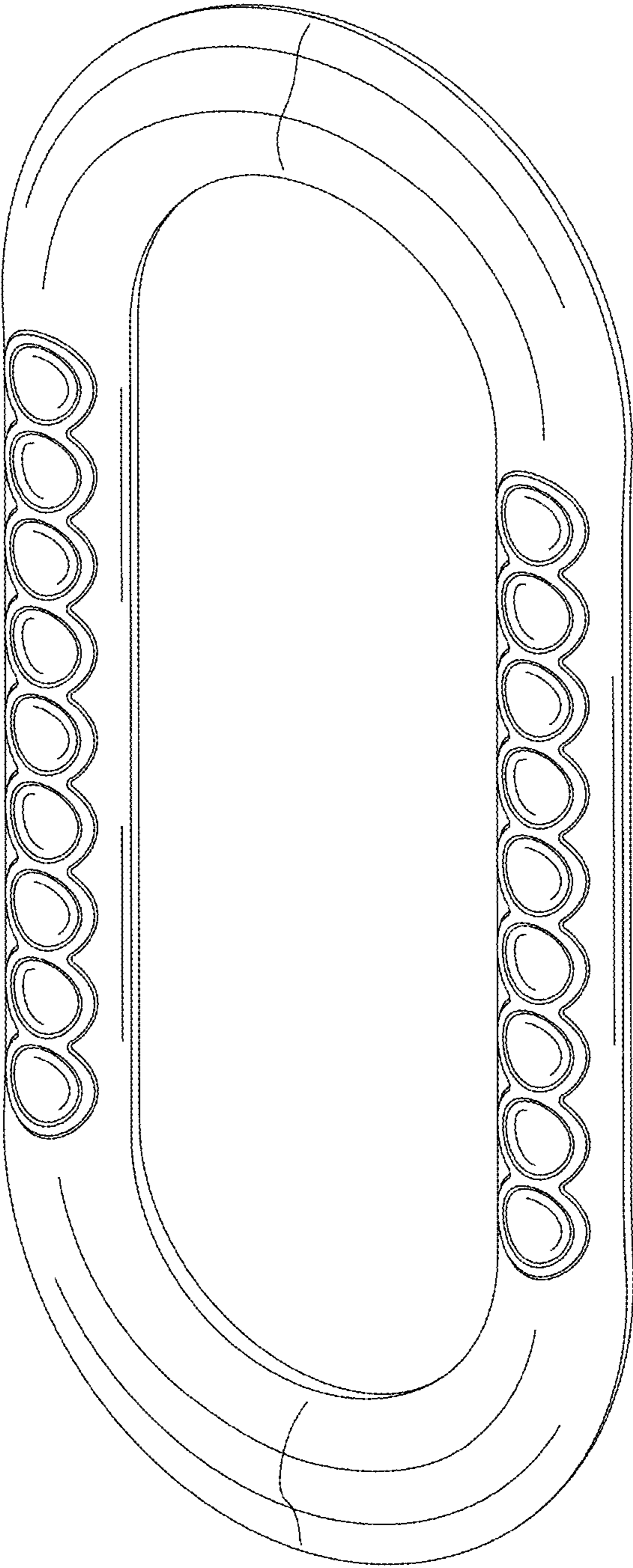


Fig. 1

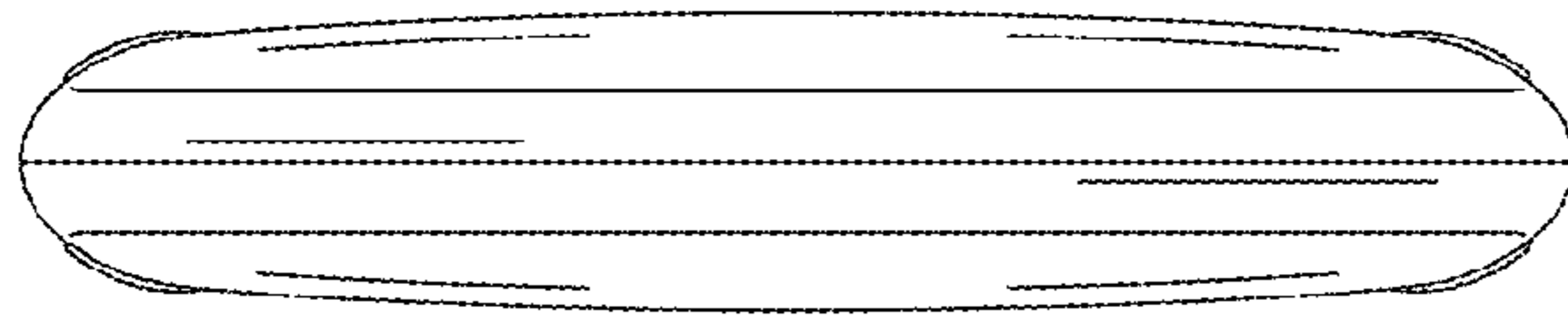


Fig. 4

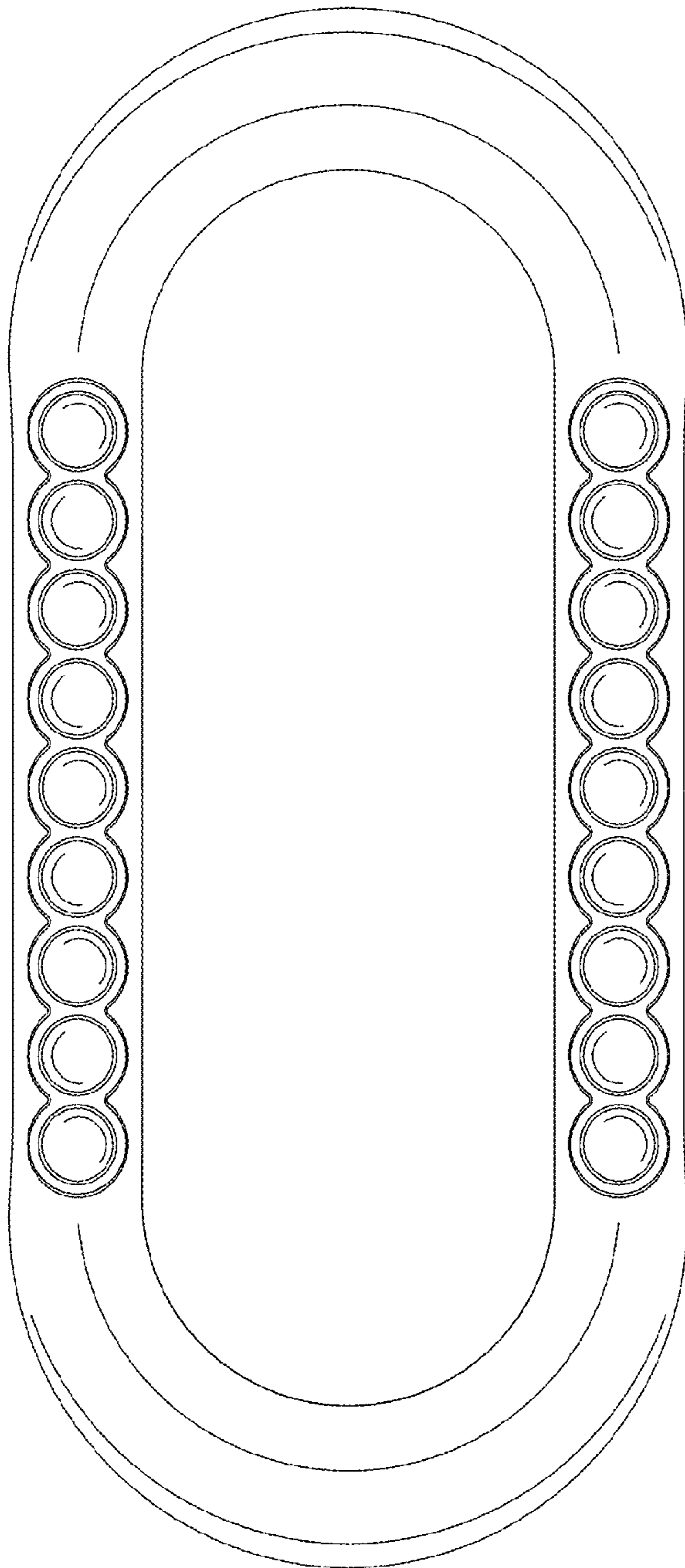


Fig. 2

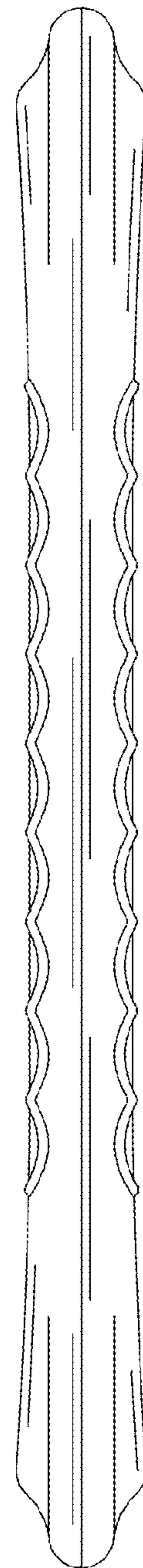


Fig. 3