



US00D741680S

(12) **United States Design Patent**
Hunter et al.

(10) **Patent No.:** **US D741,680 S**
(45) **Date of Patent:** **** Oct. 27, 2015**

(54) **KNIFE**

(71) Applicant: **Fiskars Brands, Inc.**, Madison, WI (US)

(72) Inventors: **Robert Hunter**, Portland, OR (US);
Peter Schuft, Portland, OR (US); **Frank Rossi**, Hillsboro, OR (US)

(73) Assignee: **Fiskars Brands, Inc.**, Madison, WI (US)

(**) Term: **14 Years**

(21) Appl. No.: **29/466,530**

(22) Filed: **Sep. 9, 2013**

(51) **LOC (10) Cl.** **08-03**

(52) **U.S. Cl.**
USPC **D8/99**

(58) **Field of Classification Search**
USPC D8/99, 98; D22/118; 30/155, 156, 157,
30/158, 159, 160, 161
CPC B26B 3/06; B26B 1/00; B26B 1/04;
B26B 1/042; B26B 1/02
See application file for complete search history.

(56) **References Cited**

U.S. PATENT DOCUMENTS

4,825,552 A	5/1989	Bendickson et al.
D366,408 S	1/1996	Sessions et al.
5,511,310 A	4/1996	Sessions et al.
5,596,808 A	1/1997	Lake et al.
D383,370 S	9/1997	Chen et al.
D410,189 S	5/1999	Wehrs et al.
D413,503 S	9/1999	Dugdale

(Continued)

OTHER PUBLICATIONS

U.S. Appl. No. 10/605,934, filed Nov. 6, 2003, Scarla, Robert E.
(Continued)

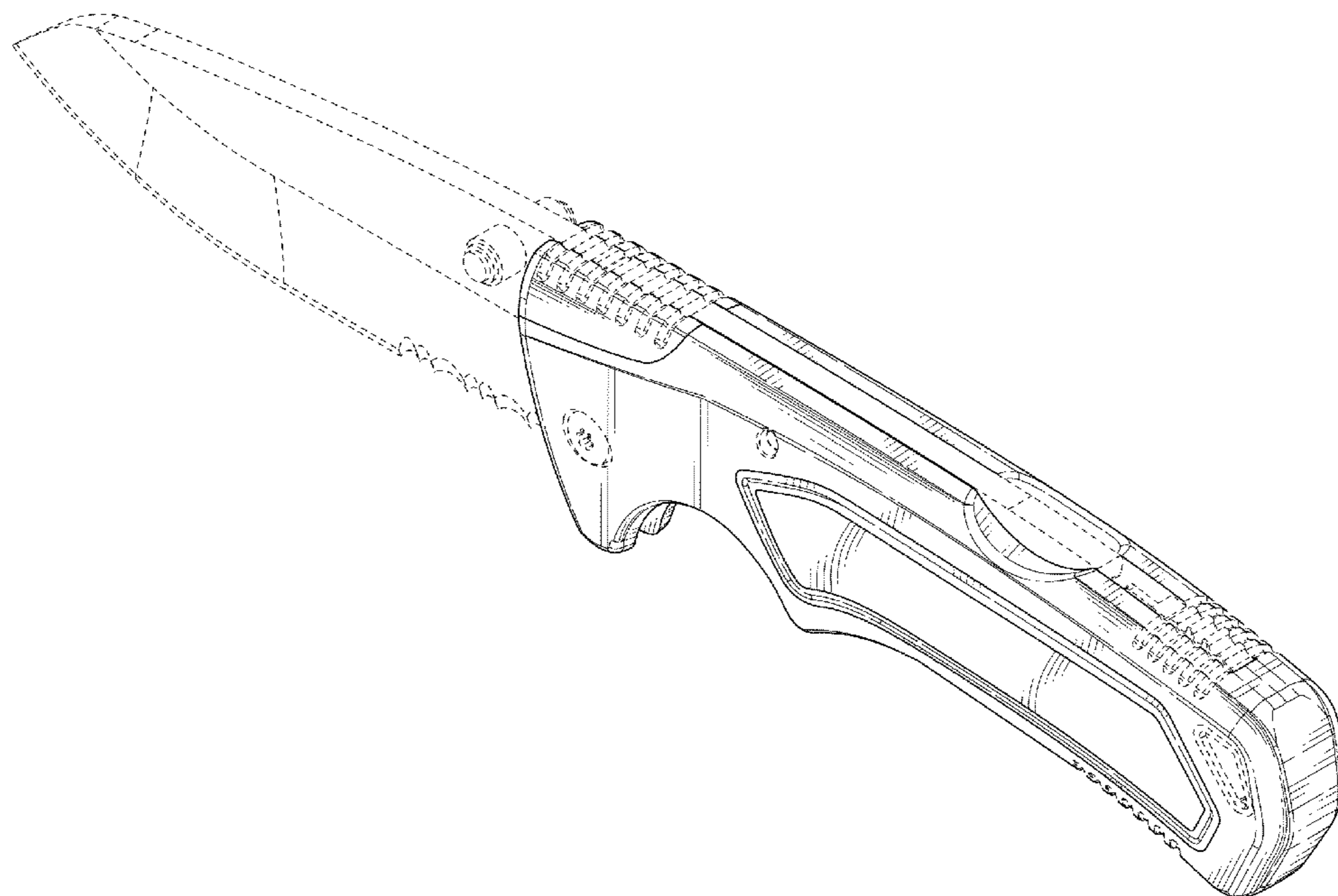
Primary Examiner — Phillip S Hyder
(74) *Attorney, Agent, or Firm* — Foley & Lardner LLP

(57) **CLAIM**
We claim the ornamental design for a knife, as shown and described.

DESCRIPTION

FIG. 1 is a front-right perspective view from above of the knife in a first configuration;
FIG. 2 is a front view of the knife of FIG. 1;
FIG. 3 is a rear view of the knife of FIG. 1;
FIG. 4 is a left side view of the knife of FIG. 1;
FIG. 5 is a right side view of the knife of FIG. 1;
FIG. 6 is a top view of the knife of FIG. 1;
FIG. 7 is a bottom view of the knife of FIG. 1;
FIG. 8 is a front-left perspective view from below of the knife of FIG. 1;
FIG. 9 is a front-right perspective view from above of the knife of FIG. 1 in a second configuration;
FIG. 10 is a front view of the knife of FIG. 9;
FIG. 11 is a rear view of the knife of FIG. 9;
FIG. 12 is a left side view of the knife of FIG. 9;
FIG. 13 is a right side view of the knife of FIG. 9;
FIG. 14 is a top view of the knife of FIG. 9;
FIG. 15 is a bottom view of the knife of FIG. 9; and,
FIG. 16 is a front-right perspective view from below of the knife of FIG. 9.
The broken lines in the drawings are for purposes of illustrating unclaimed portions of the knife.

1 Claim, 8 Drawing Sheets



(56)

References Cited

U.S. PATENT DOCUMENTS

6,354,007 B1 3/2002 Scarla
 D464,246 S * 10/2002 Sloan D8/99
 D473,917 S * 4/2003 Carter, III D22/118
 6,688,003 B2 2/2004 Scarla
 D494,437 S 8/2004 Scarla
 D494,440 S * 8/2004 Carter, III D8/107
 6,915,577 B2 7/2005 Scala
 D519,798 S 5/2006 Dallas
 D553,468 S 10/2007 Freeman
 7,302,760 B2 12/2007 Lake
 D581,241 S 11/2008 Freeman
 D582,243 S 12/2008 Freeman et al.
 D582,747 S 12/2008 Freeman et al.
 D610,646 S 2/2010 Harsey et al.
 D614,933 S 5/2010 Freeman et al.
 D636,051 S 4/2011 Freeman et al.
 D636,052 S 4/2011 Freeman et al.
 D636,053 S 4/2011 Freeman et al.
 D638,904 S 5/2011 Freeman et al.
 D639,632 S 6/2011 Freeman et al.
 D661,367 S 6/2012 Seeds et al.
 8,413,338 B2 4/2013 Freeman
 D696,567 S 12/2013 Leh et al.
 2002/0066187 A1 6/2002 Jennings
 2004/0158991 A1 8/2004 Freeman
 2005/0055833 A1 3/2005 Scarla
 2005/0252010 A1 11/2005 Freeman

2006/0064877 A1 3/2006 Vallotton et al.
 2006/0080840 A1 4/2006 Freeman
 2012/0304470 A1 12/2012 Freeman

OTHER PUBLICATIONS

U.S. Appl. No. 29/391,770, filed May 12, 2011, Seeds et al.
 U.S. Appl. No. 29/428,036, filed Jul. 25, 2012, Freeman et al.
 U.S. Appl. No. 29/428,262, filed Jul. 27, 2012, Cagampang, Juan.
 U.S. Appl. No. 29/431,026, filed Aug. 31, 2012, Seeds, Darrin.
 U.S. Appl. No. 29/432,846, filed Sep. 21, 2012, Kyle et al.
 U.S. Appl. No. 29/447,127, filed Sep. 28, 2013, Seeds et al.
 U.S. Appl. No. 29/447,314, filed Mar. 1, 2013, Seeds et al.
 U.S. Appl. No. 29/447,655, filed Mar. 5, 2013, Leh et al.
 U.S. Appl. No. 29/447,657, filed Mar. 5, 2013, Alfaro et al.
 U.S. Appl. No. 29/447,663, filed Mar. 5, 2013, Cagampang et al.
 U.S. Appl. No. 29/447,666, filed Mar. 5, 2013, Seeds et al.
 U.S. Appl. No. 29/447667, filed Mar. 5, 2013, Leh et al.
 U.S. Appl. No. 29/447,905, filed Mar. 7, 2013, Schuft.
 U.S. Appl. No. 29/447,909, filed Mar. 7, 2013, Seeds et al.
 U.S. Appl. No. 29/448,093, filed Mar. 8, 2013, Seeds et al.
 U.S. Appl. No. 29/448,095, filed Mar. 8, 2013, Cagampang et al.
 U.S. Appl. No. 29/448,134, filed Mar. 10, 2013, Leh et al.
 U.S. Appl. No. 29/448,465, filed Mar. 12, 2013, Leh et al.
 U.S. Appl. No. 29/448,803, filed Mar. 13, 2013, Seeds et al.
 U.S. Appl. No. 29/466,525, filed Sep. 9, 2013, Hartzell, et al.
 U.S. Appl. No. 29/466,530, filed Sep. 9, 2013, Hunter et al.
 U.S. Appl. No. 61/834,694, filed Jun. 13, 2013, Schuft.

* cited by examiner

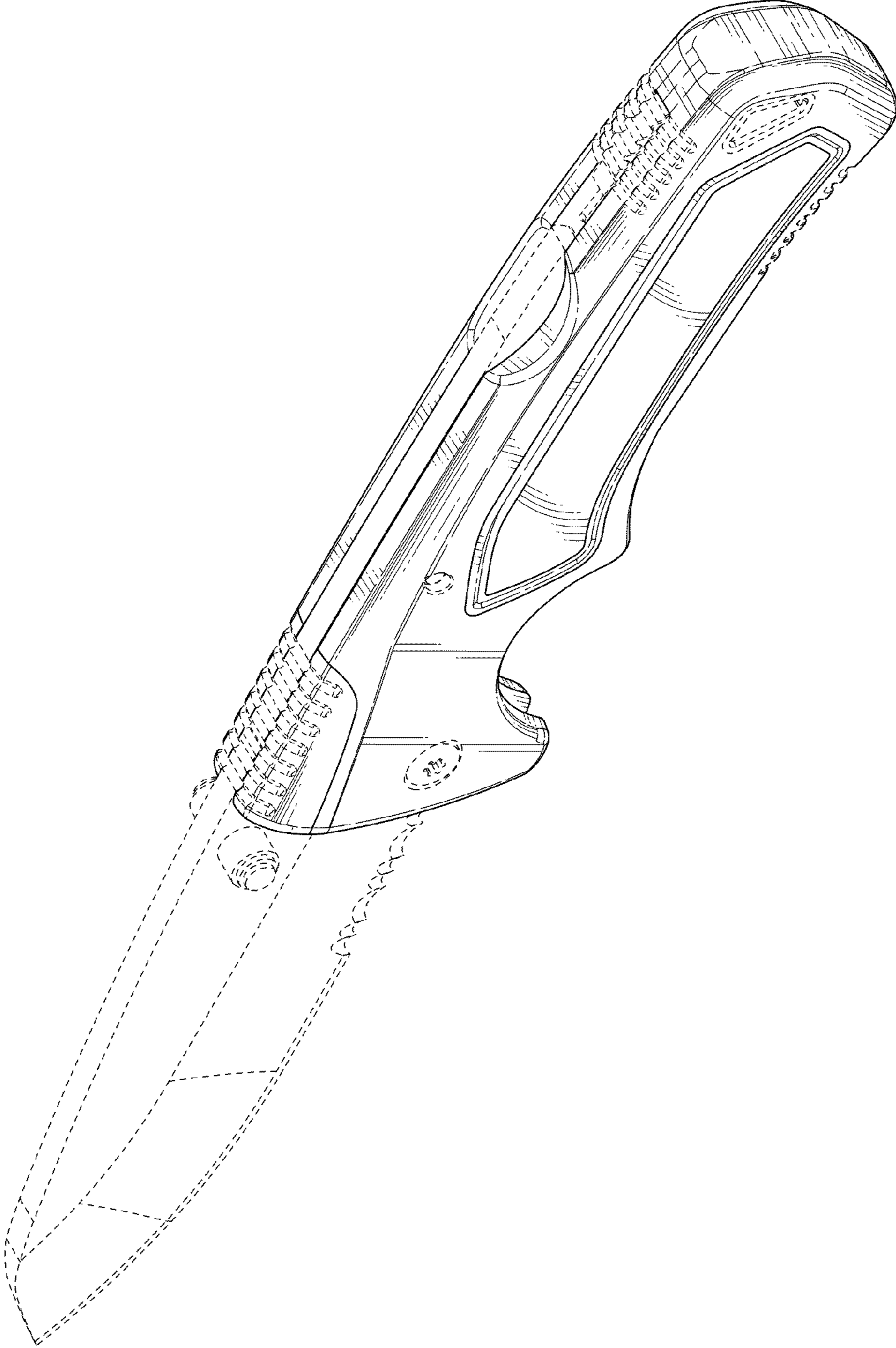


FIG. 1

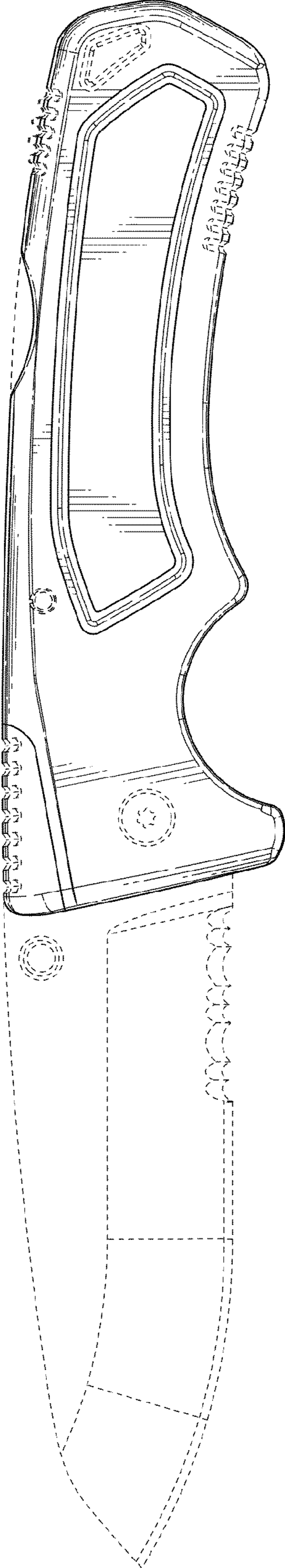


FIG. 2

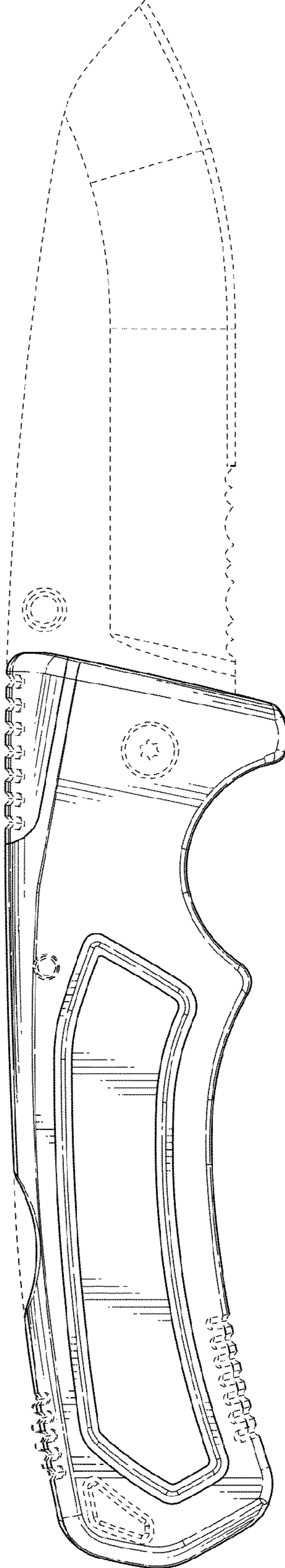


FIG. 3

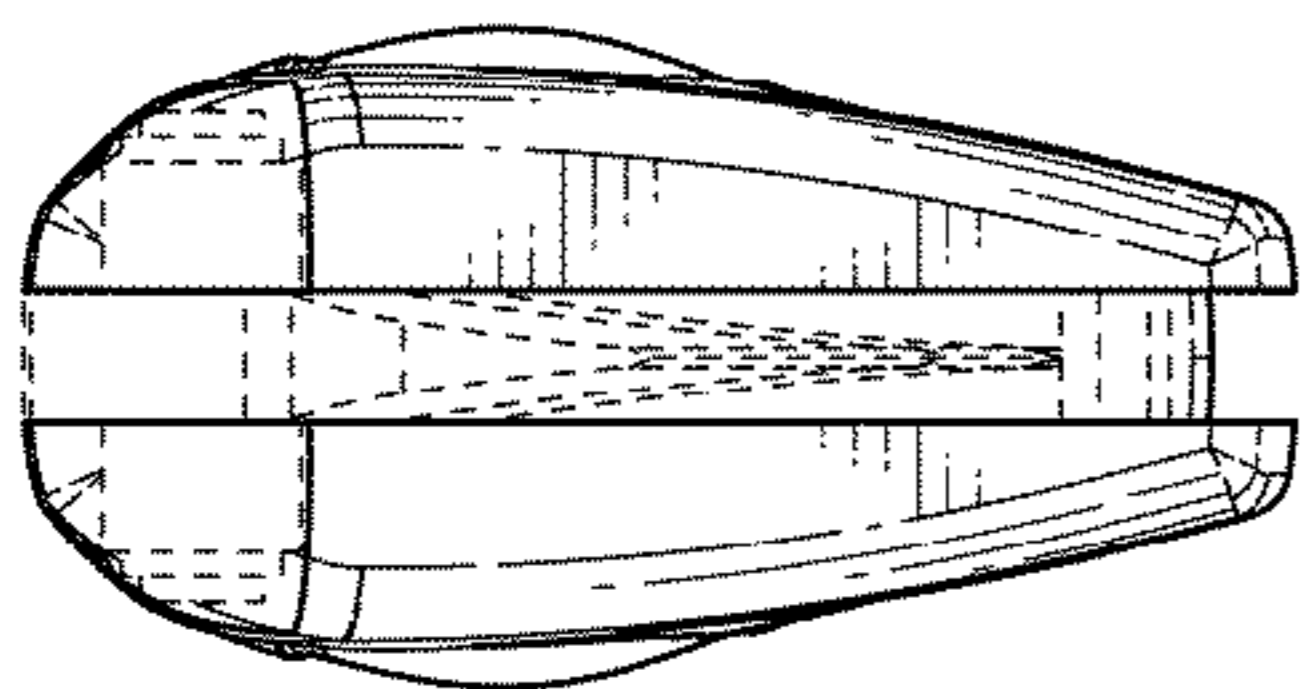


FIG. 4

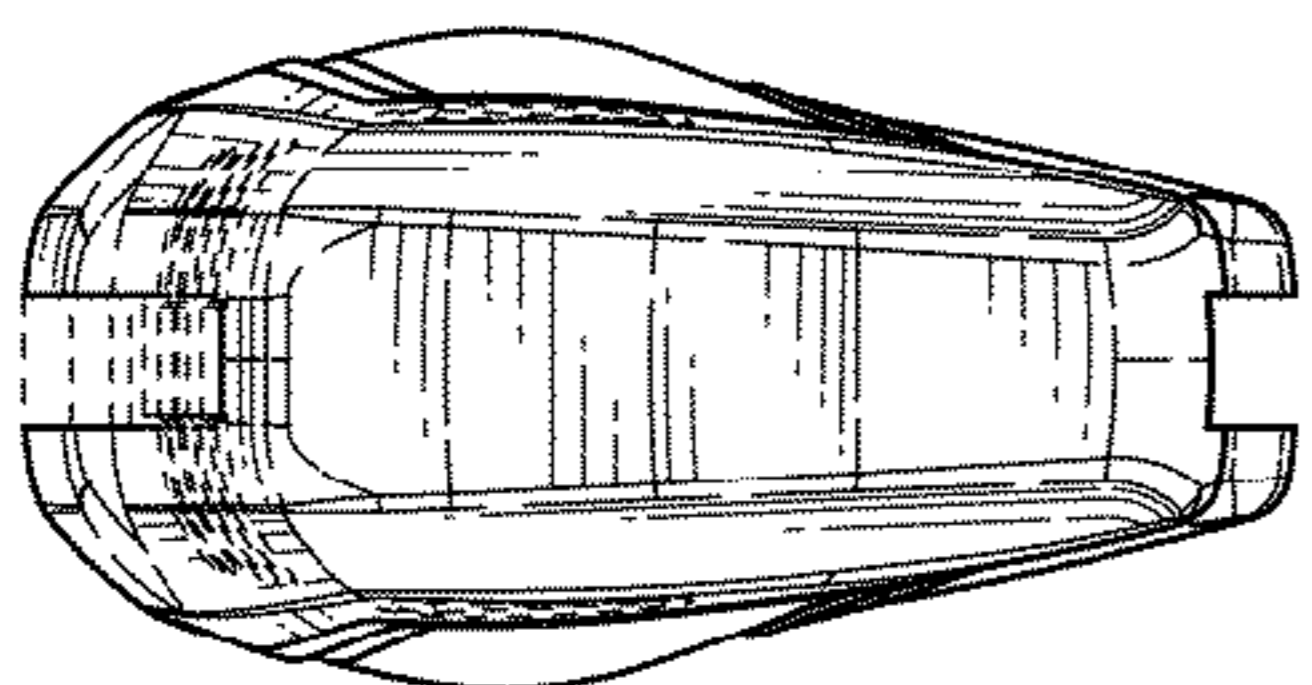


FIG. 5

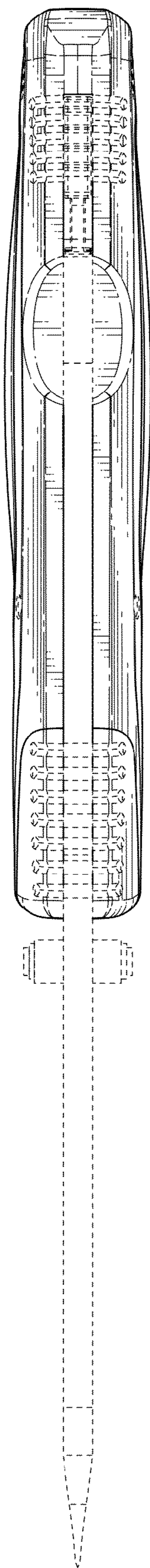


FIG. 6

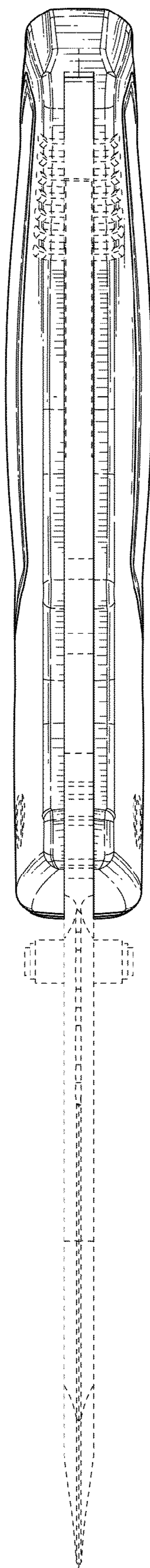


FIG. 7

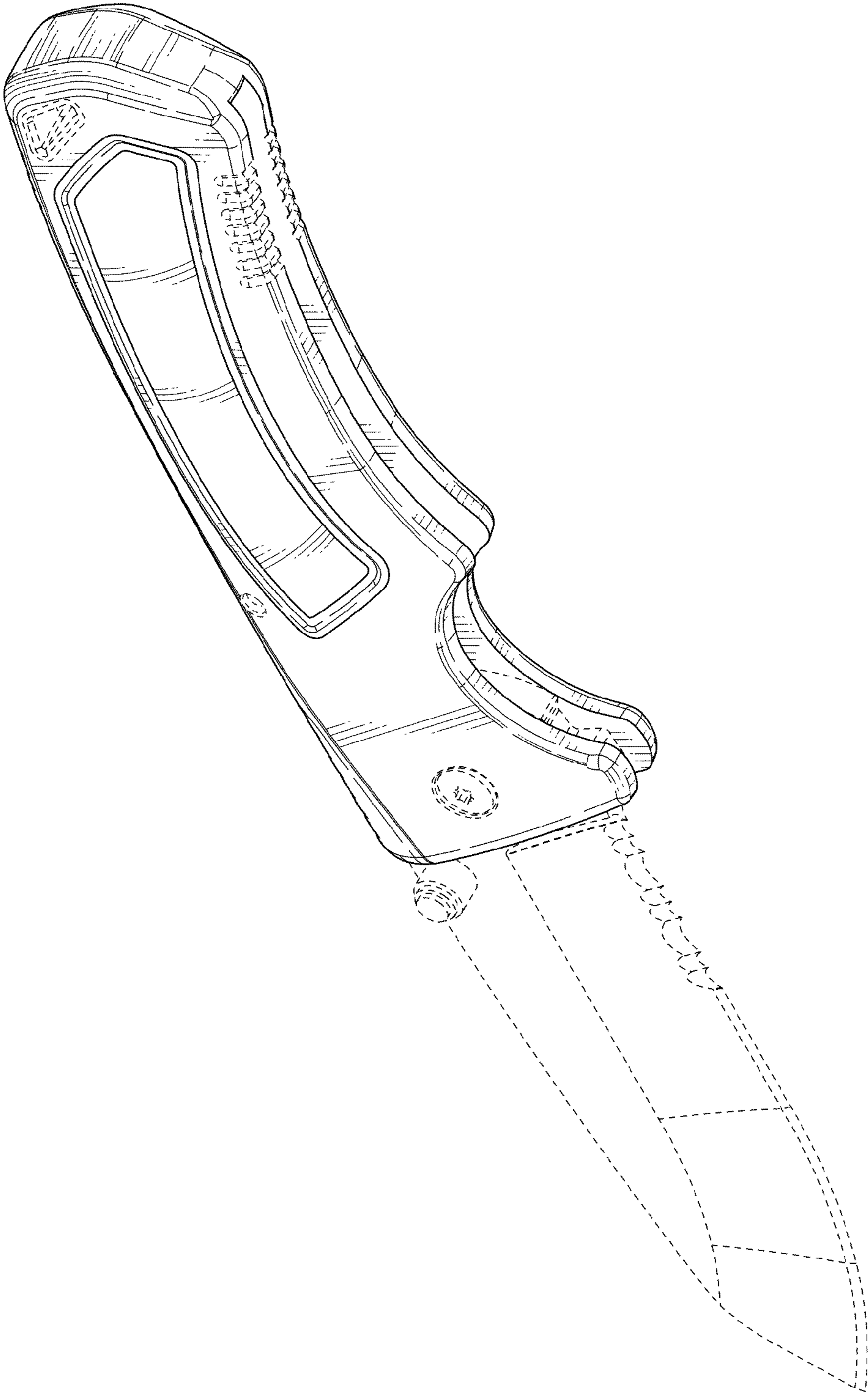


FIG. 8

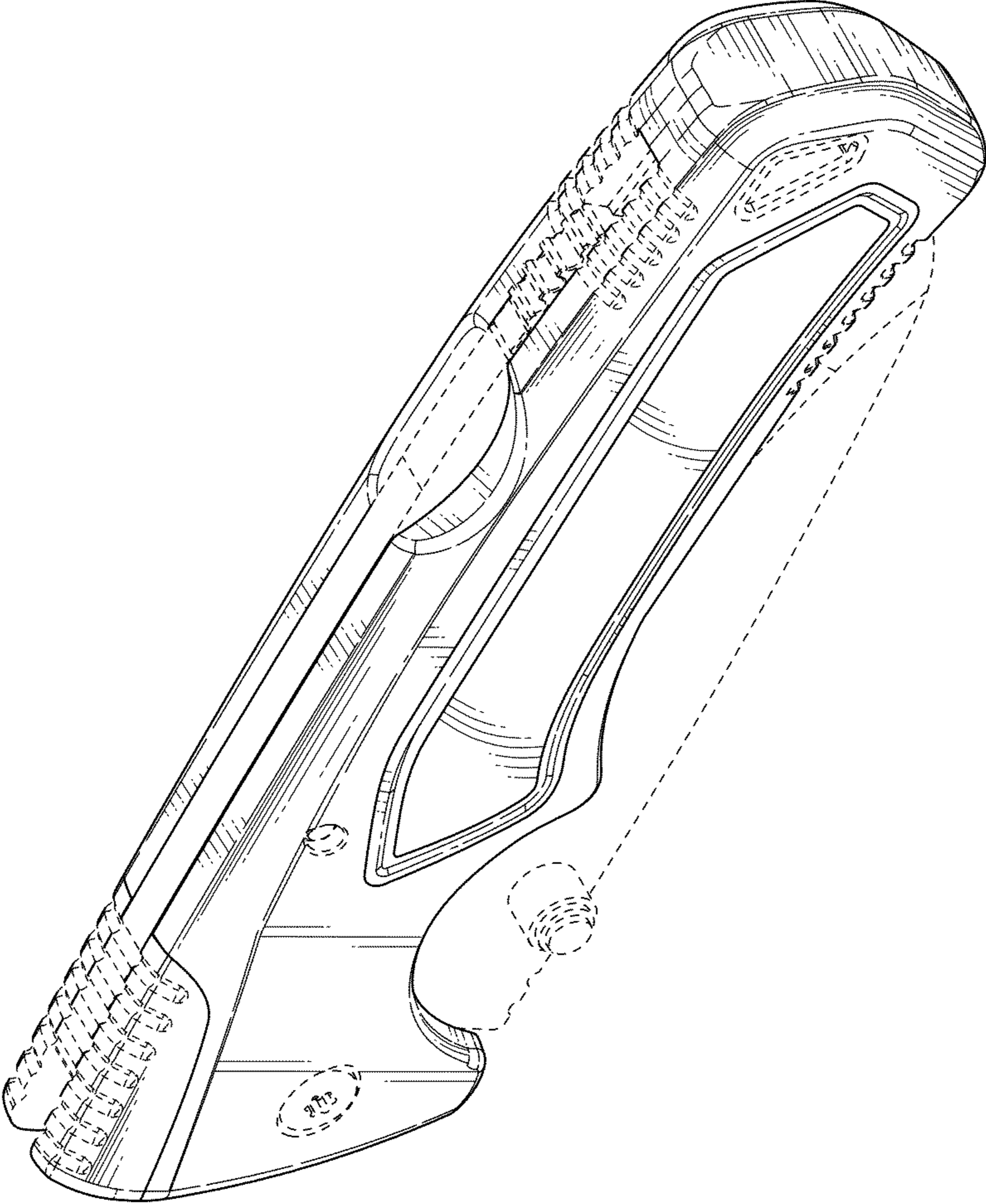


FIG. 9

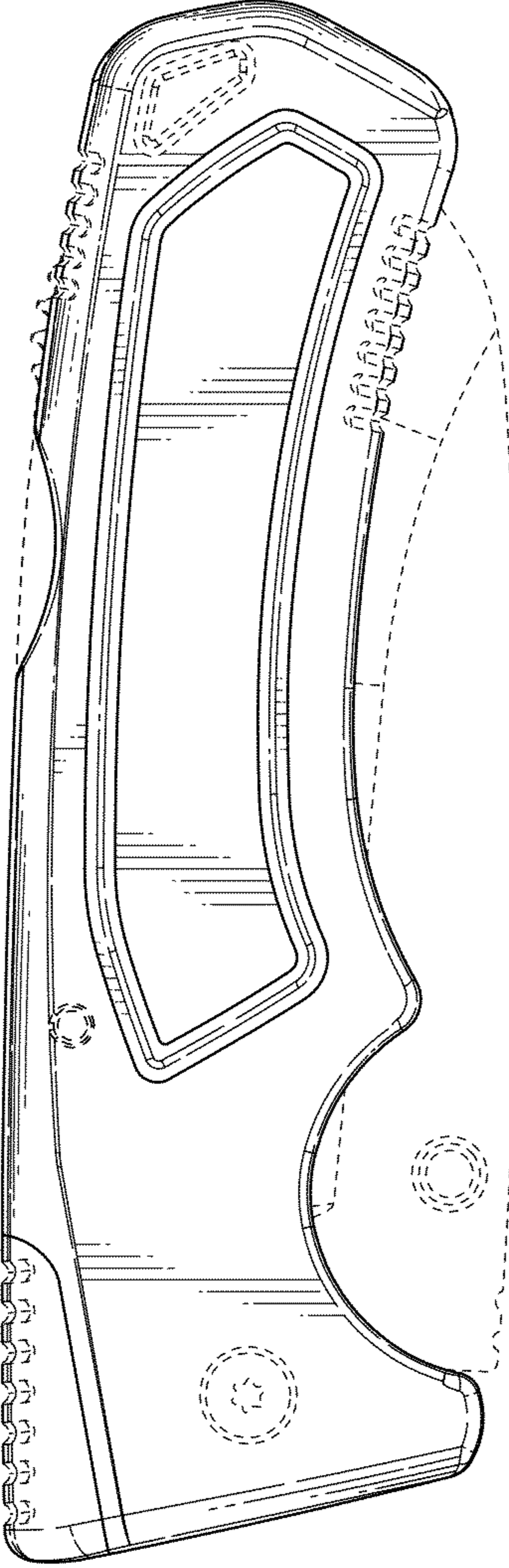


FIG. 10

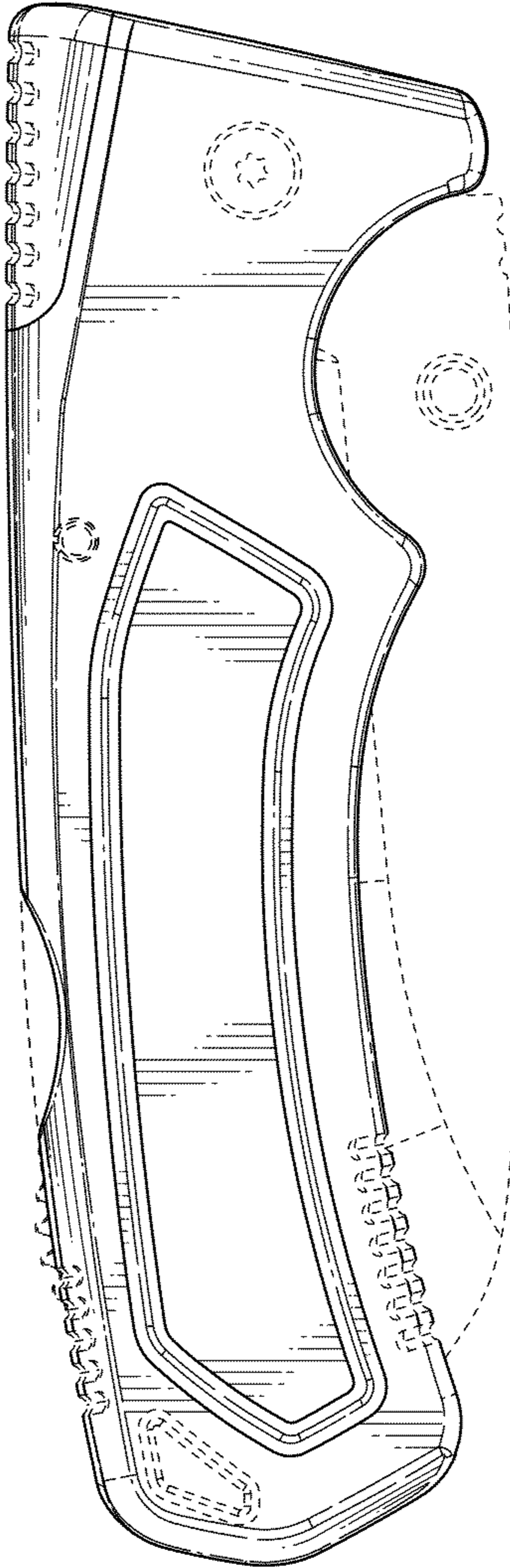


FIG. 11

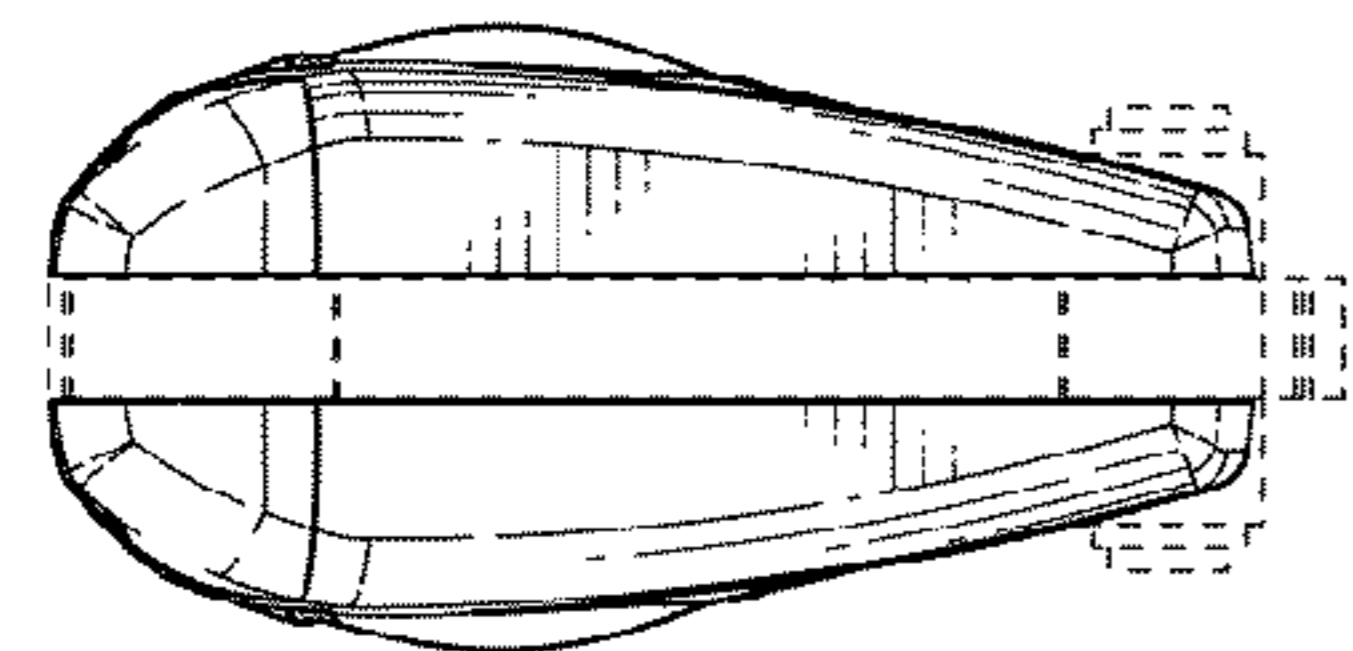


FIG. 12

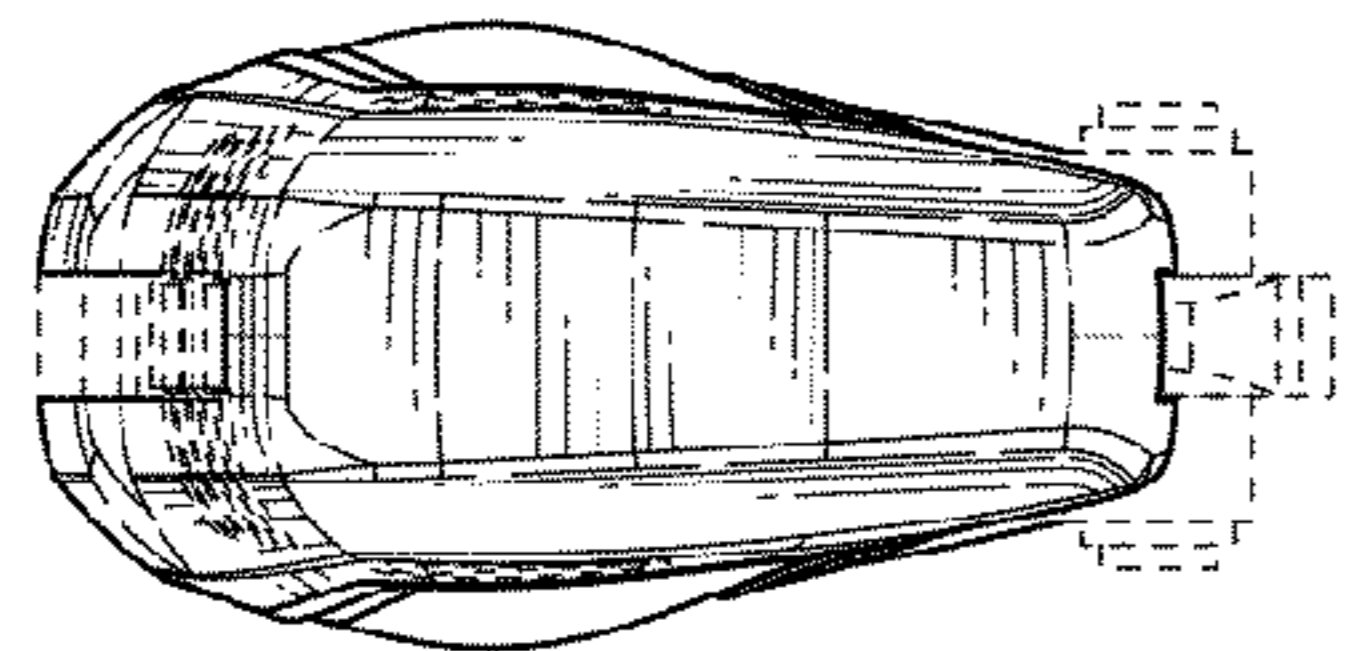


FIG. 13

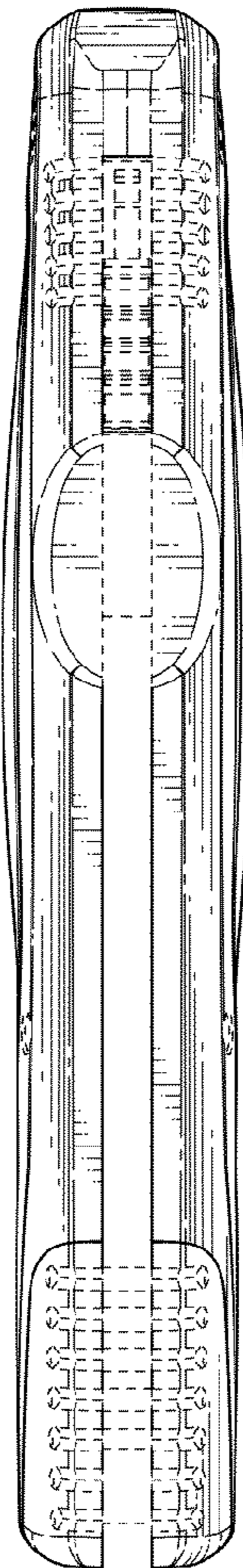


FIG. 14

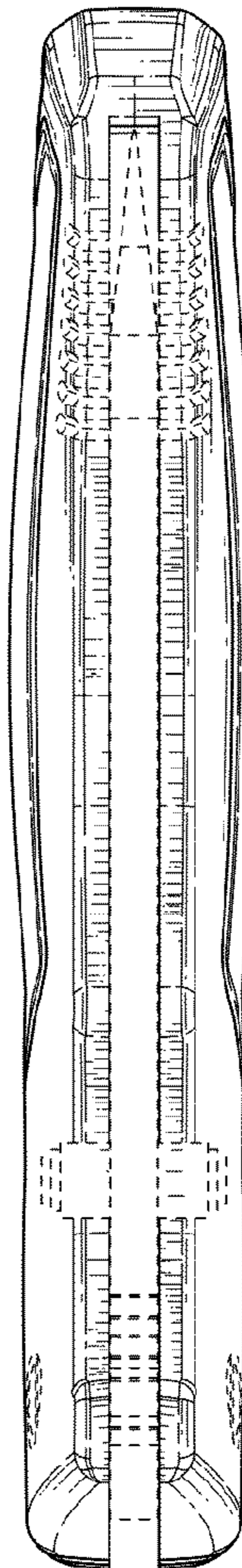


FIG. 15

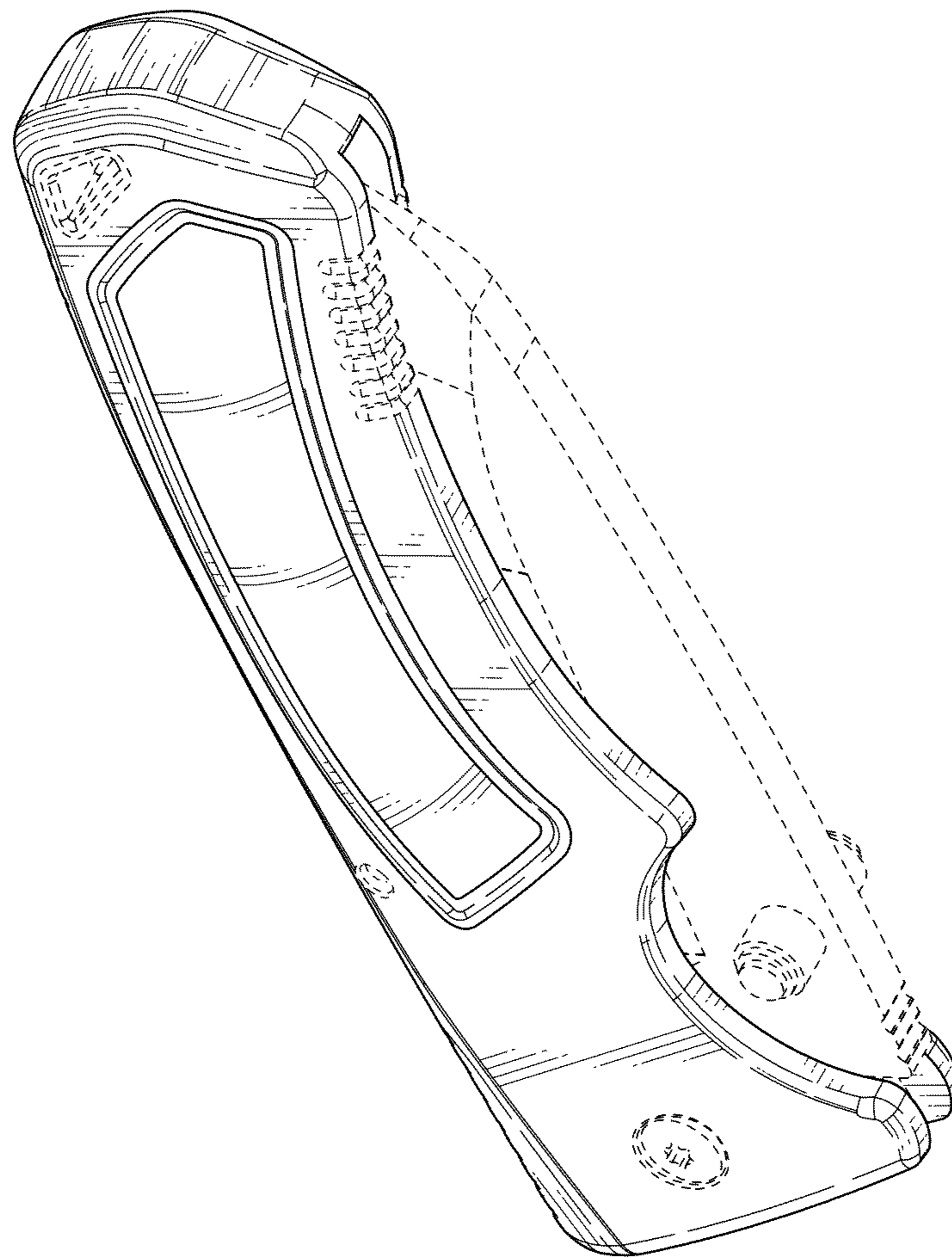


FIG. 16