



US00D741671S

(12) **United States Design Patent**
Iacono et al.

(10) **Patent No.:** **US D741,671 S**

(45) **Date of Patent:** **** Oct. 27, 2015**

(54) **ADHESIVE APPLICATOR**

(71) Applicants: **Salvatore Iacono**, Staten Island, NY
(US); **Adie Garber**, Staten Island, NY
(US)

(72) Inventors: **Salvatore Iacono**, Staten Island, NY
(US); **Adie Garber**, Staten Island, NY
(US)

(**) Term: **14 Years**

(21) Appl. No.: **29/472,210**

(22) Filed: **Nov. 10, 2013**

(51) **LOC (10) Cl.** **08-05**

(52) **U.S. Cl.**
USPC **D8/14**

(58) **Field of Classification Search**
USPC D8/14, 90; D32/40, 42; D6/594, 583;
D3/247; D28/7
CPC A47L 13/16; A47L 13/04; A47L 17/08
See application file for complete search history.

(56) **References Cited**

U.S. PATENT DOCUMENTS

D155,844	S	*	11/1949	Simpson	D3/253
3,169,264	A	*	2/1965	Walker	15/118
4,888,229	A	*	12/1989	Paley et al.	428/192
D438,355	S	*	2/2001	Tintelnot	D32/40
D572,473	S	*	7/2008	Tuttle	D3/248
D633,673	S	*	3/2011	McKnight	D32/40
D649,310	S	*	11/2011	Colangelo	D32/40
D657,103	S	*	4/2012	Wildeman	D32/40
D659,324	S	*	5/2012	Davis	D32/43

8,336,157	B2	*	12/2012	Aguila	15/229.12
2007/0256261	A1	*	11/2007	Benitez et al.	15/118
2015/0067975	A1	*	3/2015	Lee et al.	15/210.1

* cited by examiner

Primary Examiner — Phillip S Hyder
(74) *Attorney, Agent, or Firm* — Zeller IP Group PLLC;
Kyle M. Zeller

(57) **CLAIM**

The ornamental design for an adhesive applicator, as shown and described.

DESCRIPTION

FIG. 1 is a perspective view of an adhesive applicator according to our new design;
FIG. 2 is a top plan view thereof;
FIG. 3 is a bottom plan view thereof;
FIG. 4 is a view of FIG. 2;
FIG. 5 is a rear view thereof;
FIG. 6 is a right side elevation view thereof;
FIG. 7 is a left side elevation view thereof;
FIG. 8 is a perspective view depicting the bottom surface when the applicator is in a partially folded condition; and,
FIG. 9 is a front view showing the applicator in an alternately folded condition.

The portions of the figures illustrated in broken lines are provided for illustrative purposes only and form no part of the claimed design.

1 Claim, 3 Drawing Sheets

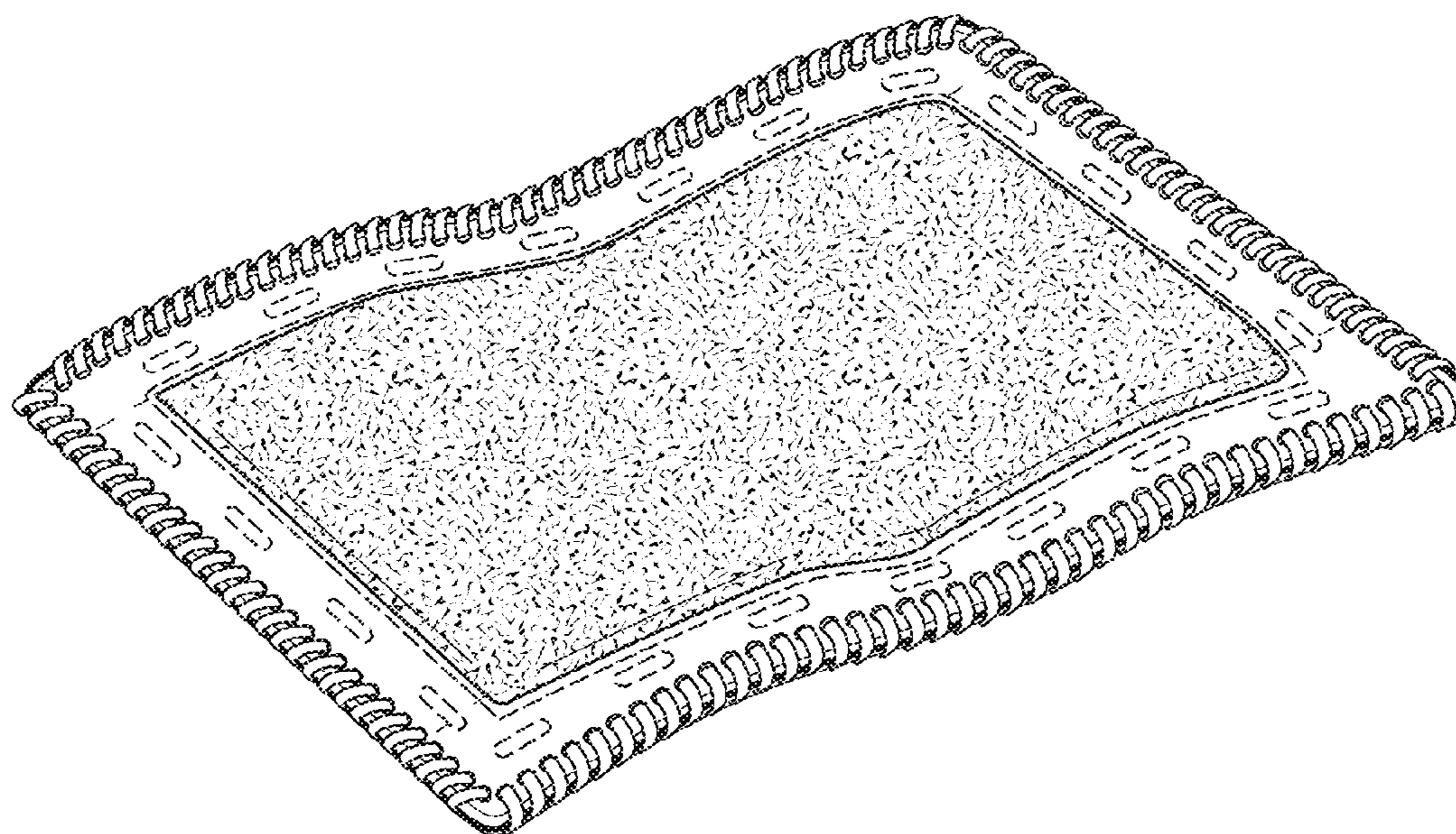


FIG. 1

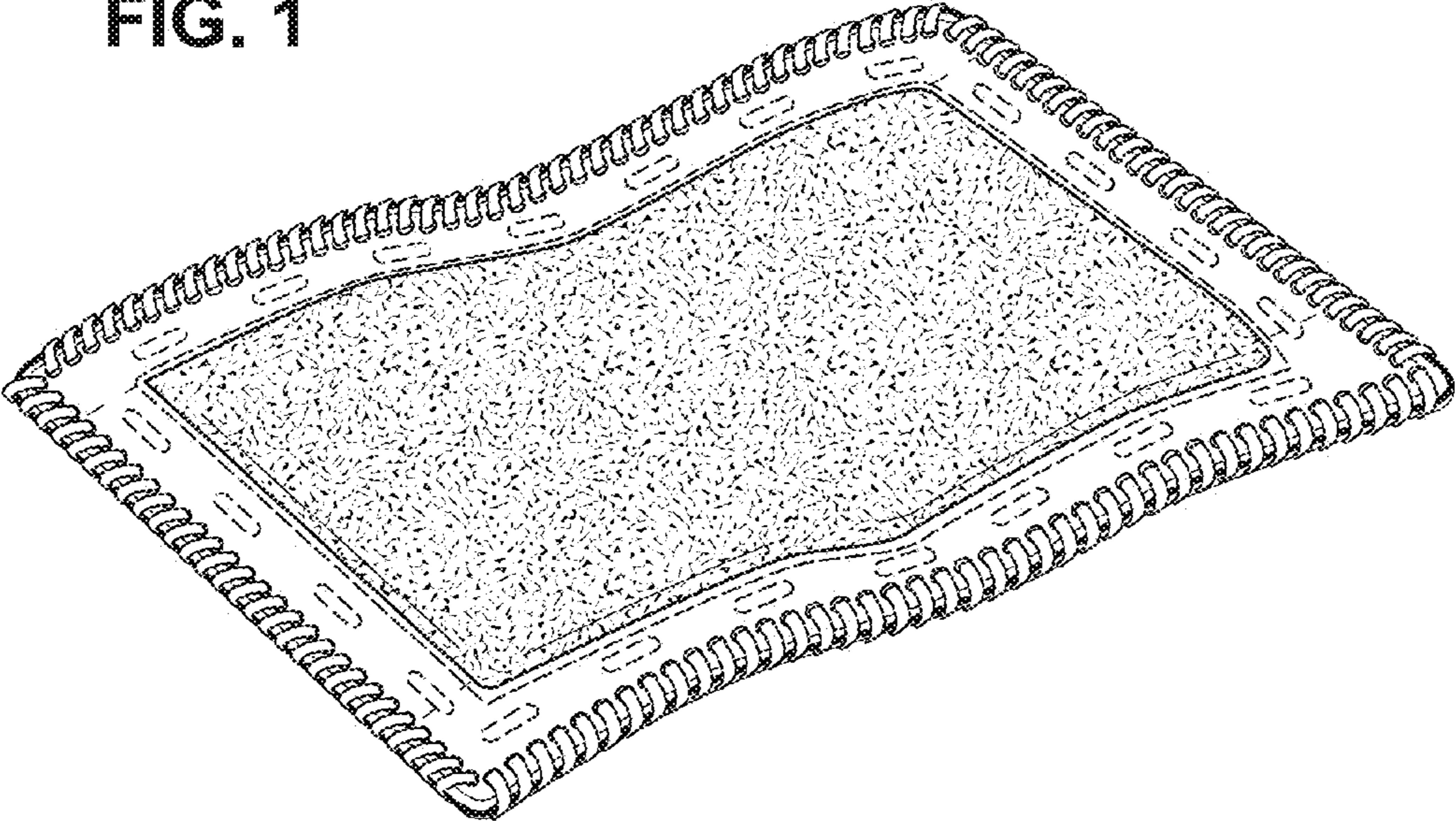


FIG. 2

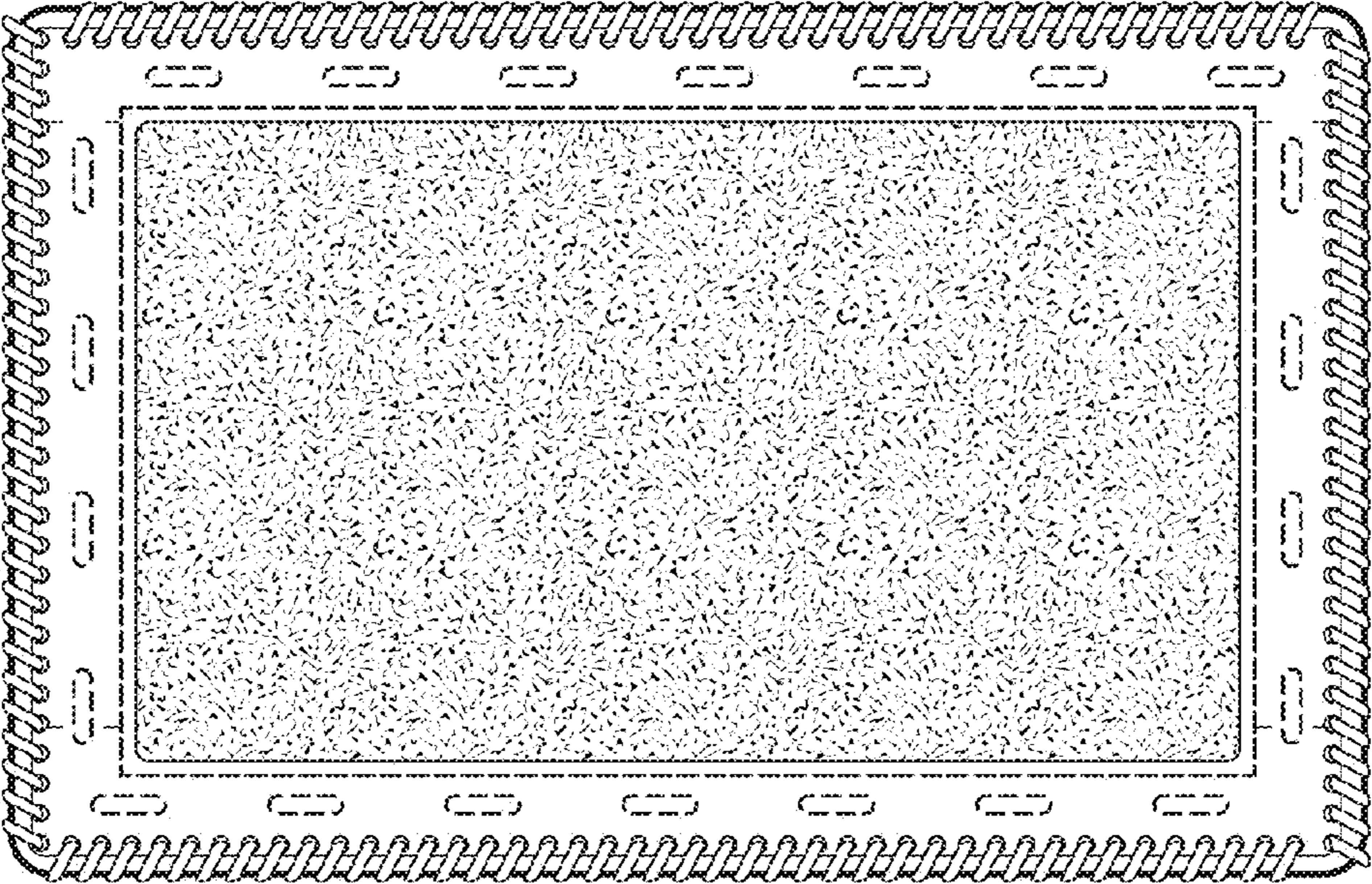


FIG. 3




FIG. 4



FIG. 5



FIG. 6



FIG. 7



FIG. 8




FIG. 9

