



US00D741669S

(12) **United States Design Patent**
Lyytikäinen et al.

(10) **Patent No.:** **US D741,669 S**
(45) **Date of Patent:** **** Oct. 27, 2015**

(54) **HANDLE FOR A GARDEN TOOL**

(56) **References Cited**

(71) Applicant: **Fiskars Brands Finland Oy Ab**, Billnäs (FI)

U.S. PATENT DOCUMENTS

(72) Inventors: **Sami Lyytikäinen**, Lohja (FI); **Markus Onnela**, Helsinki (FI); **Olli-Pekka Väänttilä**, Lohja (FI); **Petteri Masalin**, Helsinki (FI)

5,020,222 A 6/1991 Gosselin et al.
D344,218 S 2/1994 Wensley et al.
D344,219 S 2/1994 Wensley et al.
5,570,510 A 11/1996 Linden
5,689,888 A 11/1997 Linden
D464,855 S 10/2002 Clivio
D501,765 S 2/2005 Tatic
7,441,337 B2 10/2008 Linden et al.
D620,771 S 8/2010 Goetz et al.

(73) Assignee: **Fiskars Brands Finland Oy Ab**, Billnäs (FI)

(Continued)

(**) Term: **14 Years**

OTHER PUBLICATIONS

(21) Appl. No.: **29/473,744**

U.S. Appl. No. 29/424,455, filed Jun. 12, 2012, Masalin et al.

(22) Filed: **Nov. 25, 2013**

(Continued)

Related U.S. Application Data

(62) Division of application No. 29/456,729, filed on Jun. 3, 2013, now Pat. No. Des. 717,133.

Primary Examiner — Sheryl Lane

(74) *Attorney, Agent, or Firm* — Foley & Lardner LLP

(57) **CLAIM**

We claim the ornamental design for a handle for a garden tool, as shown and described.

Foreign Application Priority Data

Dec. 17, 2012 (EM) 002154146-0003
Dec. 17, 2012 (EM) 002154146-0006
Dec. 17, 2012 (EM) 002154146-0011

DESCRIPTION

(51) **LOC (10) Cl.** **08-01**

(52) **U.S. Cl.**
USPC **D8/1**

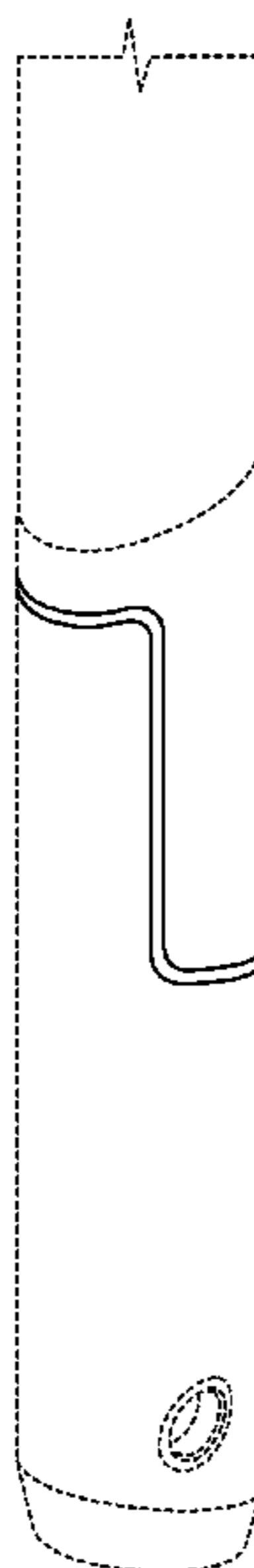
(58) **Field of Classification Search**
USPC D8/1, 5, 4, 52; 30/251–252, 261–262, 30/266, 287, 131, 135
CPC A01G 3/02; A01G 3/025; A01G 3/06; A01G 3/065; A01G 3/08; B26B 13/00

FIG. 1 is a front elevation view of the claimed design;
FIG. 2 is a left side view of the claimed design of FIG. 1;
FIG. 3 is a rear elevation view of the claimed design of FIG. 1;
FIG. 4 is a right side view of the claimed design of FIG. 1;
FIG. 5 is a front perspective view of the claimed design of FIG. 1; and,
FIG. 6 is a rear perspective view of the claimed design of FIG. 1.

See application file for complete search history.

The broken lines represent portions of the garden tool and form no part of the claimed design.

1 Claim, 6 Drawing Sheets



(56)

References Cited

U.S. PATENT DOCUMENTS

D646,534 S 10/2011 Deville
8,046,924 B2 11/2011 Block et al.
8,220,164 B2 7/2012 Linden et al.
D684,828 S 6/2013 Masalin et al.
D691,004 S 10/2013 Masalin et al.
D693,192 S 11/2013 Masalin et al.
D693,659 S 11/2013 Liu
D704,520 S 5/2014 Lyytikainen et al.
D715,114 S * 10/2014 Lyytikainen et al. D8/5

D715,607 S * 10/2014 Lyytikainen et al. D8/5
D717,133 S * 11/2014 Lyytikainen et al. D8/5
D717,134 S * 11/2014 Lyytikainen et al. D8/5
D722,479 S * 2/2015 Lyytikainen et al. D8/5

OTHER PUBLICATIONS

U.S. Appl. No. 29/445,689, filed Feb. 14, 2013, Fiskars Brands Finland Oy Ab.
U.S. Appl. No. 29/445,690, filed Feb. 14, 2013, Fiskars Brands Finland Oy Ab.

* cited by examiner

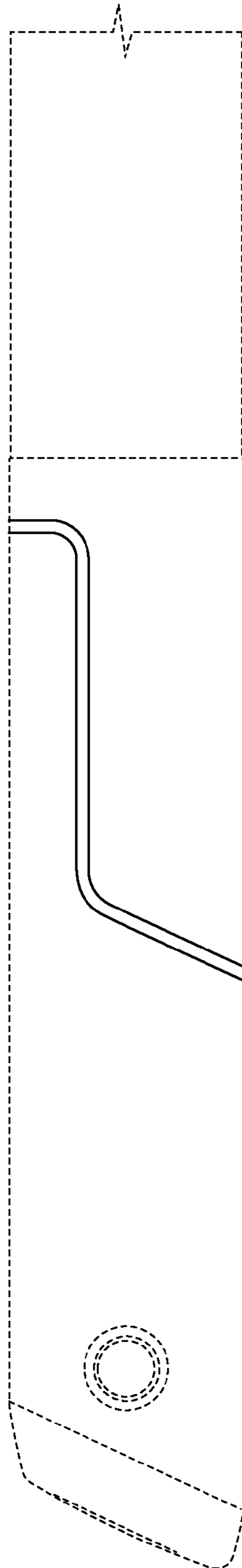


FIG. 1




FIG. 2

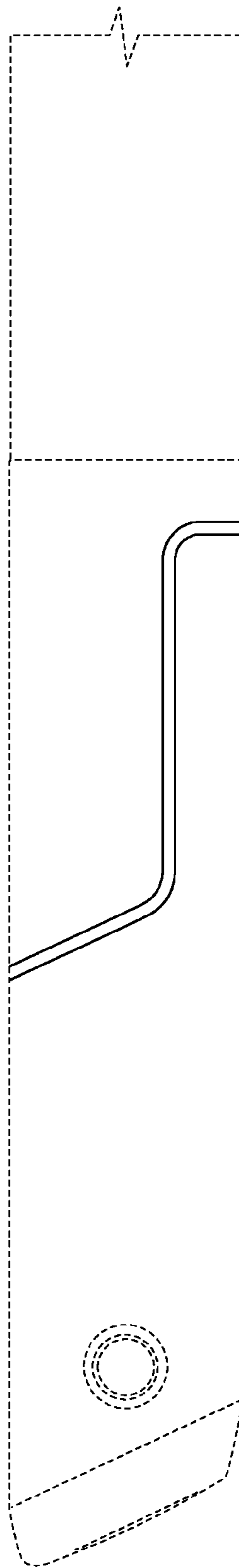


FIG. 3




FIG. 4




FIG. 5

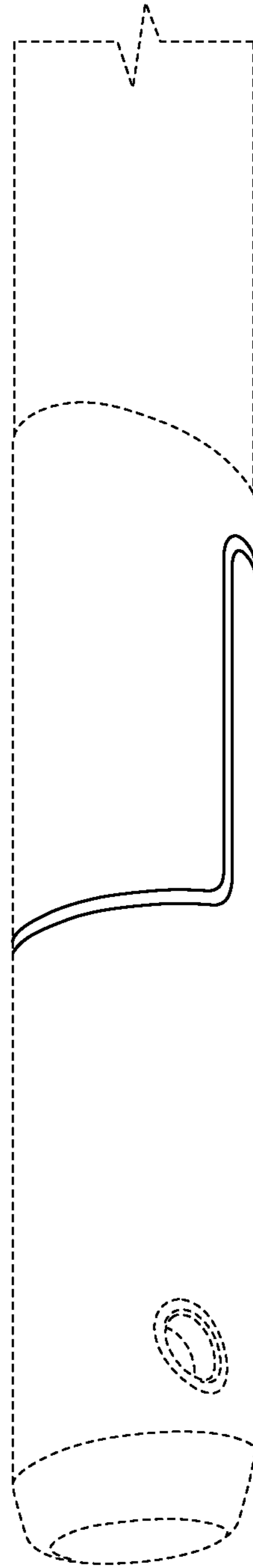


FIG. 6