



US00D741666S

(12) **United States Design Patent**
Kemker

(10) **Patent No.:** **US D741,666 S**
(45) **Date of Patent:** **** Oct. 27, 2015**

(54) **SPOON**

(71) Applicant: **Vorwerk & Co. Interholding GmbH,**
Wuppertal (DE)

(72) Inventor: **Uwe Kemker,** Wuppertal (DE)

(73) Assignee: **Vorwerk & Co. Interholding GmbH,**
Wuppertal (DE)

(**) Term: **14 Years**

(21) Appl. No.: **29/513,285**

(22) Filed: **Dec. 30, 2014**

(30) **Foreign Application Priority Data**

Sep. 3, 2014 (EM) 001420202

(51) **LOC (10) Cl.** **07-03**

(52) **U.S. Cl.**
USPC **D7/653**

(58) **Field of Classification Search**

USPC D7/368, 401.2, 642-645, 653-664, 669,
D7/675-677, 683, 688-689, 691; D8/107,
D8/300-301; D22/117-118
CPC A01D 9/02; A01D 9/04; A01D 9/06;
A47G 21/00; A47G 21/004; A47G 21/005;
A47G 21/02; A47G 21/023; A47G 21/04;
A47G 21/06; A47G 21/08; A47J 43/28;
A47J 43/281; A47J 43/282; A61F 13/10;
A61J 7/0023; B25G 1/00; B25G 1/01; B25G
1/02; B25G 3/00; B65D 75/56; B65D 75/563;
B65D 75/566; B67B 7/00; B67B 7/724;
B67B 7/73

See application file for complete search history.

(56) **References Cited**

U.S. PATENT DOCUMENTS

D431,758 S *	10/2000	Junko	D7/653
D489,942 S *	5/2004	Shane-Schuldt	D7/653
D489,945 S *	5/2004	Shane-Schuldt	D7/653
D512,280 S *	12/2005	Ito	D7/664
D549,055 S *	8/2007	Shane-Schuldt	D7/653
D552,936 S *	10/2007	Shane-Schuldt	D7/653
D577,264 S *	9/2008	Shane-Schuldt	D7/653
D578,357 S *	10/2008	Shane-Schuldt	D7/653
D612,676 S *	3/2010	Holcomb	D7/401.2
D617,156 S *	6/2010	Griffith	D7/688
D625,550 S *	10/2010	Holcomb	D7/401.2
D657,190 S *	4/2012	Shane-Schuldt	D7/401.2
D719,790 S *	12/2014	Grcic	D7/653

* cited by examiner

Primary Examiner — Ricky Pham

(74) *Attorney, Agent, or Firm* — Collard & Roe, P.C.

(57) **CLAIM**

The ornamental design for a spoon, as shown and described.

DESCRIPTION

The patent or application file contains at least one drawing executed in color. Copies of this patent or patent application publication with color drawing(s) will be provided by the Office upon request and payment of the necessary fee.

FIG. 1 is a top view of a spoon, showing my new design;

FIG. 2 is a side view thereof;

FIG. 3 is a bottom view thereof;

FIG. 4 is another side view thereof, opposite to the side view shown in FIG. 2;

FIG. 5 is front view thereof;

FIG. 6 is a rear view thereof; and,

FIG. 7 is a top and side perspective view thereof.

1 Claim, 2 Drawing Sheets
(2 of 2 Drawing Sheet(s) Filed in Color)




Fig. 1

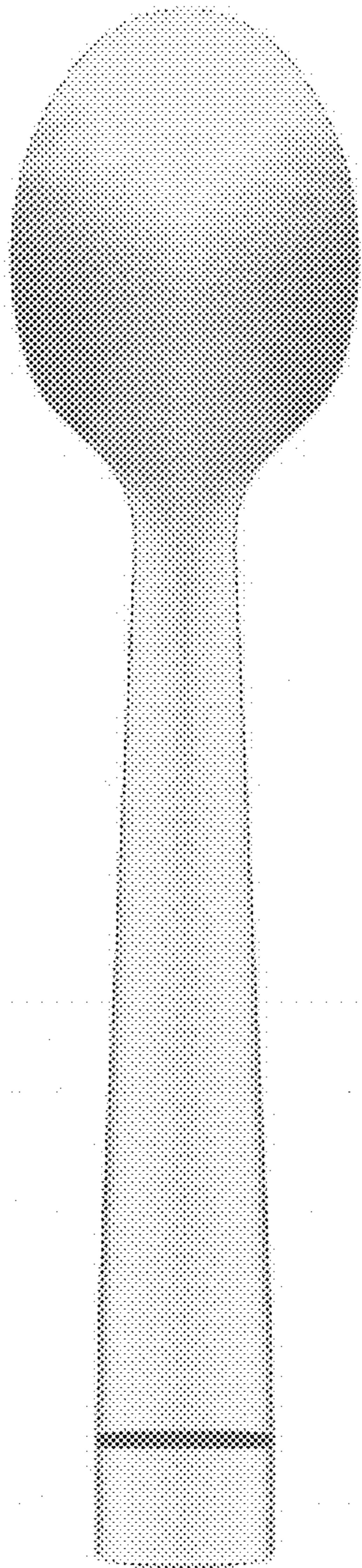


Fig. 2




Fig. 3




Fig. 4




Fig. 5




Fig. 6



Fig. 7

