



US00D741643S

(12) **United States Design Patent**  
**Rose**

(10) **Patent No.:** **US D741,643 S**

(45) **Date of Patent:** **\*\* \*Oct. 27, 2015**

(54) **UTENSIL HANDLE**

(71) Applicant: **Williams-Sonoma, Inc.**, San Francisco, CA (US)

(72) Inventor: **Philip Rose**, San Francisco, CA (US)

(73) Assignee: **WILLIAMS-SONOMA, INC.**, San Francisco, CA (US)

(\* ) Notice: This patent is subject to a terminal disclaimer.

(\*\*) Term: **14 Years**

(21) Appl. No.: **29/495,327**

(22) Filed: **Jun. 30, 2014**

(51) **LOC (10) Cl.** ..... **07-02**

(52) **U.S. Cl.**  
USPC ..... **D7/395**

(58) **Field of Classification Search**  
USPC ..... D7/682, 683, 688, 690, 691, 393-395, D7/401.2; D8/107, 300, 307; D4/138, 129; 16/421, 430, 431, 110.1, 407; 220/573.1-573.5, 752, 753, 755, 756, 220/759, 767, 771, 912  
CPC ..... A47J 45/06; A47J 45/061; A47J 45/62; A47J 45/08; A47J 45/085; A47J 45/071; A47J 45/072; B65D 25/2802; B65D 25/2882; B65D 25/2885; B65D 25/2888; B65D 25/2894; Y10S 220/912

See application file for complete search history.

(56) **References Cited**

U.S. PATENT DOCUMENTS

D190,293	S	*	5/1961	Latham	.....	D7/395
D365,966	S	*	1/1996	Ancona	.....	D7/401.2
D407,599	S	*	4/1999	Mohrhauser et al.	.....	D7/395
D414,986	S	*	10/1999	Mulhauser et al.	.....	D7/401.2
D424,869	S	*	5/2000	Chau	.....	D7/395
D454,752	S	*	3/2002	deGuzman	.....	D7/401.2
D481,613	S	*	11/2003	Macor	.....	D8/107
D528,857	S	*	9/2006	Zemel	.....	D7/395
D550,504	S	*	9/2007	Zemel	.....	D7/395
D650,219	S	*	12/2011	Lu	.....	D7/401.2
D663,159	S	*	7/2012	Zemel	.....	D7/395
D693,640	S	*	11/2013	Sweet et al.	.....	D7/395
D701,439	S	*	3/2014	Macor	.....	D8/107

\* cited by examiner

*Primary Examiner* — Cynthia M Chin

(74) *Attorney, Agent, or Firm* — DLA Piper LLP (US); R. Blake Johnston


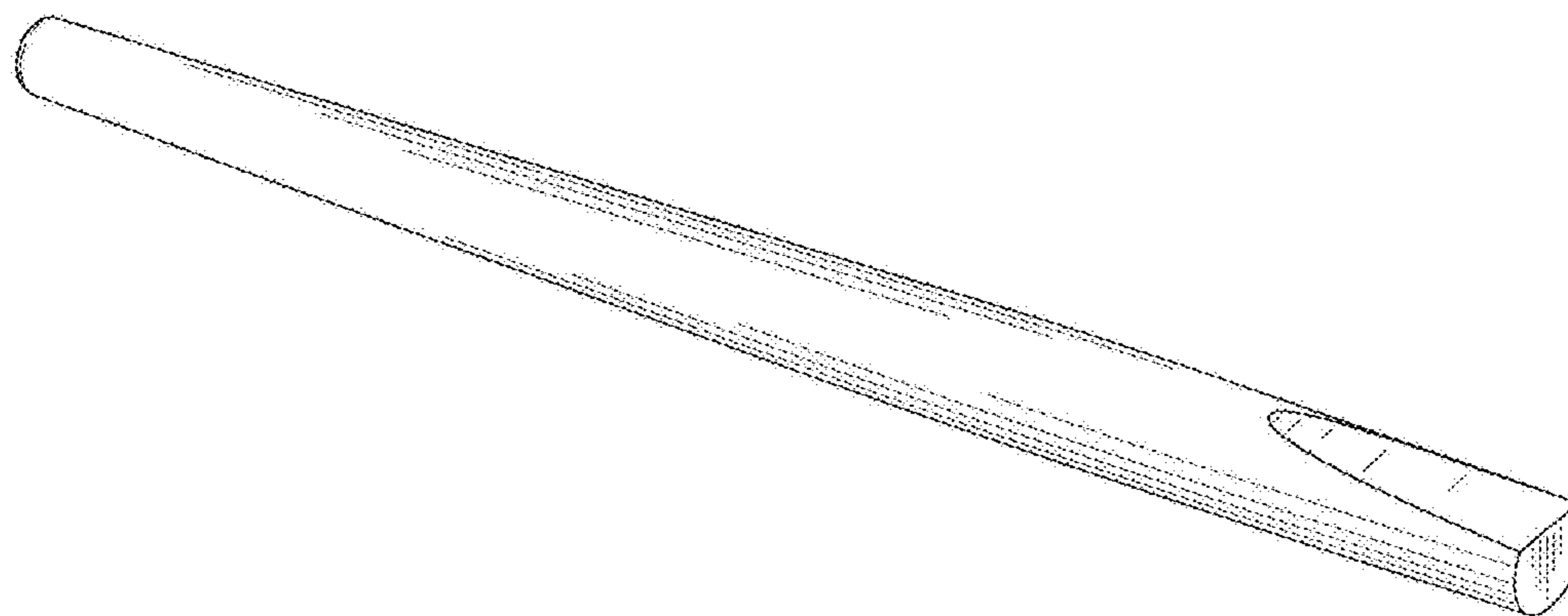
(57) **CLAIM**

The ornamental design for a utensil handle, as shown and described.

**DESCRIPTION**

FIG. 1 is a perspective view of the utensil handle; FIG. 2 is a right side elevational view of the utensil handle, the opposite side of which is a mirror image; FIG. 3 is a front elevational view of the utensil handle; FIG. 4 is a rear elevational view of the utensil handle; FIG. 5 is a top plan view of the utensil handle; and, FIG. 6 is a bottom plan view of the utensil handle.

**1 Claim, 3 Drawing Sheets**



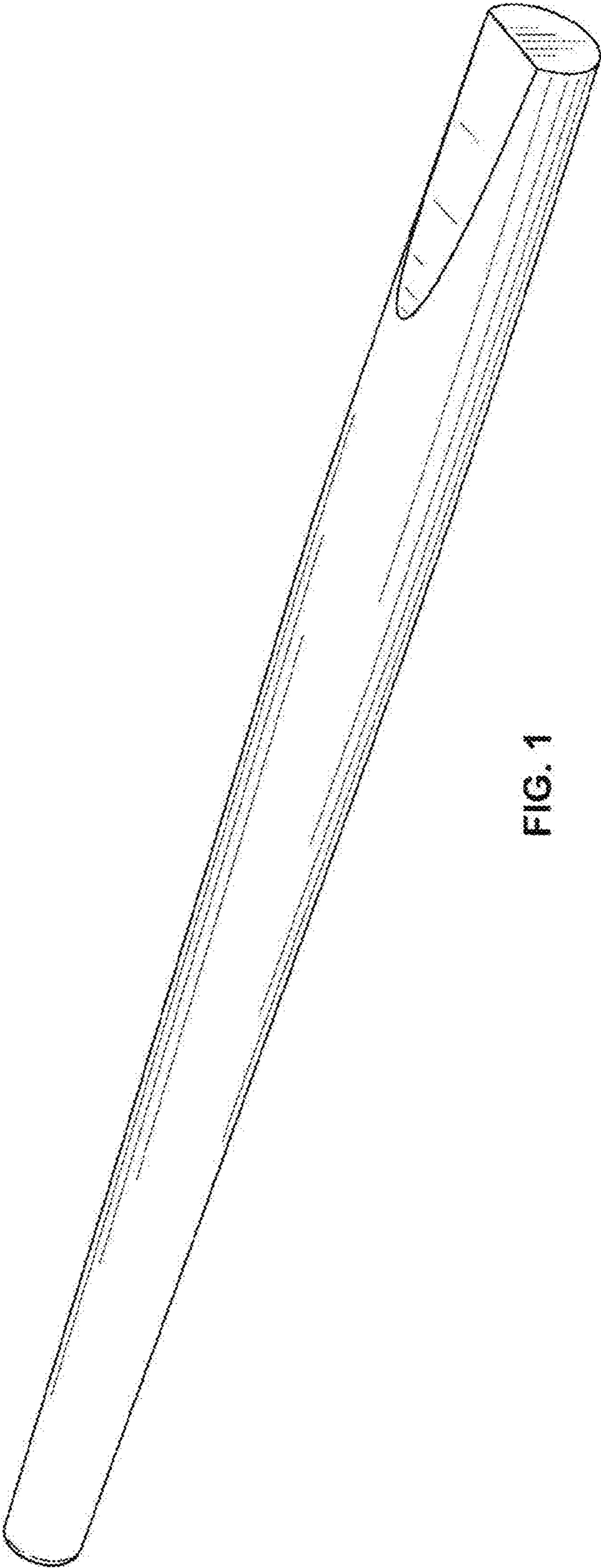


FIG. 1




FIG. 2

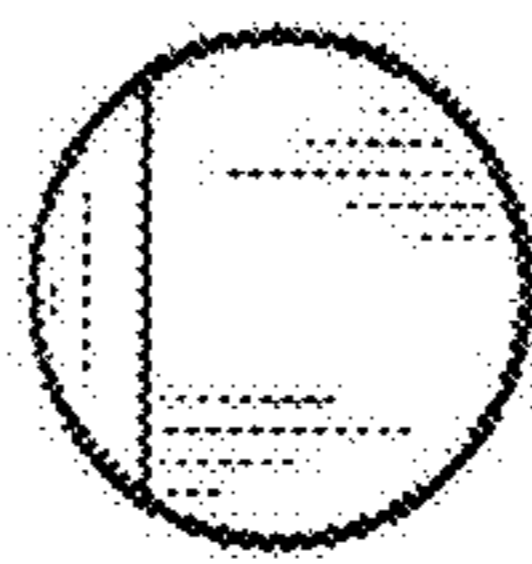


FIG. 3

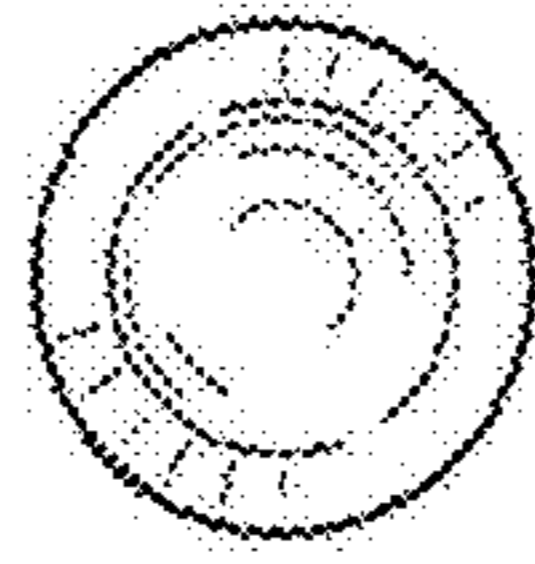


FIG. 4




FIG. 5




FIG. 6