



US00D741635S

(12) **United States Design Patent**
Sneve et al.

(10) **Patent No.:** **US D741,635 S**
(45) **Date of Patent:** **** Oct. 27, 2015**

- (54) **SEAT PLUG**
- (71) Applicant: **Gigtrigger AS**, Bodø (NO)
- (72) Inventors: **Audun Sneve**, Levanger (NO);
Carl-André Nørstebø, Trondheim (NO);
Carl Gustaf Lundholm, Trondheim (NO)
- (73) Assignee: **Gigtrigger AS**, Bodø (NO)
- (**) Term: **14 Years**
- (21) Appl. No.: **29/504,201**
- (22) Filed: **Oct. 2, 2014**

4,555,114	A	*	11/1985	Dozier	A63B 71/00
D289,120	S		4/1987	Chadwick et al.		
D307,837	S		5/1990	Grant		
D367,982	S		3/1996	Stirling et al.		
D400,780	S	*	11/1998	Wurdack	D8/374
D401,582	S	*	11/1998	Gremchuck	D14/210
D448,393	S	*	9/2001	Hartlohner et al.	D15/139
D544,506	S	*	6/2007	Pinchot	D15/139
D547,237	S	*	7/2007	Tiede	D12/7
7,261,299	B1	*	8/2007	Chiu	A63B 71/00
D553,380	S		10/2007	Natuzzi		
D562,385	S	*	2/2008	Camillo	D19/181
D628,218	S	*	11/2010	Tommassini	D15/138
D669,759	S	*	10/2012	Castilleja et al.	D8/354
8,678,504	B1		3/2014	Bakker et al.		
D710,917	S	*	8/2014	Jung	D15/139
2002/0002886	A1	*	1/2002	Hansson et al.	B23B 27/00
2003/0077131	A1	*	4/2003	Wiman et al.	B23B 27/14

- (30) **Foreign Application Priority Data**
Apr. 2, 2014 (NO) 20140310
- (51) **LOC (10) Cl.** **06-01**
- (52) **U.S. Cl.**
USPC **D6/716**
- (58) **Field of Classification Search**
USPC D6/334-336, 371-373, 374, 375, 376,
D6/379, 380, 716, 716.1, 716.4; D8/374;
D12/7; D14/210; D15/138, 139;
D19/181
CPC B23B 27/00; B23B 27/14; A63B 71/00;
A47C 3/04; A47C 4/02; A47C 4/03; A47C
5/12; A47C 3/12
See application file for complete search history.

OTHER PUBLICATIONS

U.S. Appl. No. 29/504,129, Sneve.
U.S. Appl. No. 29/504,141, Sneve.
U.S. Appl. No. 29/504,149, Sneve.

* cited by examiner

Primary Examiner — Mimosa De
(74) *Attorney, Agent, or Firm* — Winstead PC

(57) **CLAIM**
The ornamental design for a seat plug, as shown and described.

DESCRIPTION

FIG. 1 is a top perspective view thereof;
FIG. 2 is a bottom back perspective view thereof;
FIG. 3 is a bottom view thereof;
FIG. 4 is a front view thereof;
FIG. 5 is a left view thereof;
FIG. 6 is a bottom left perspective view thereof;
FIG. 7 is a right view thereof; and,
FIG. 8 is a top view thereof.

- (56) **References Cited**
U.S. PATENT DOCUMENTS
- | | | | |
|-----------|---|---------|---------|
| 1,742,186 | A | 1/1930 | Claus |
| D142,800 | S | 11/1945 | Watson |
| 2,812,800 | A | 11/1957 | Eames |
| 3,025,105 | A | 3/1962 | Nash |
| 3,261,640 | A | 7/1966 | Straits |
| D214,622 | S | 7/1969 | Schler |
| D261,831 | S | 11/1981 | Luckey |

1 Claim, 8 Drawing Sheets





FIGURE 1




FIGURE 2




FIGURE 3



FIGURE 4

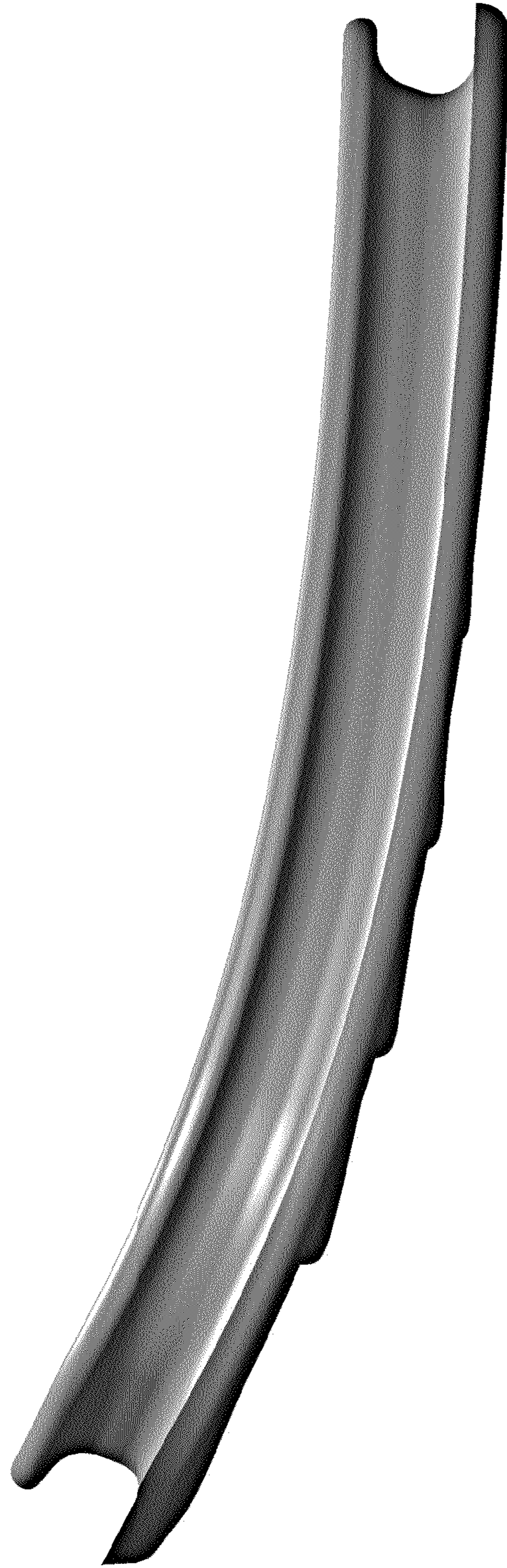


FIGURE 5



FIGURE 6

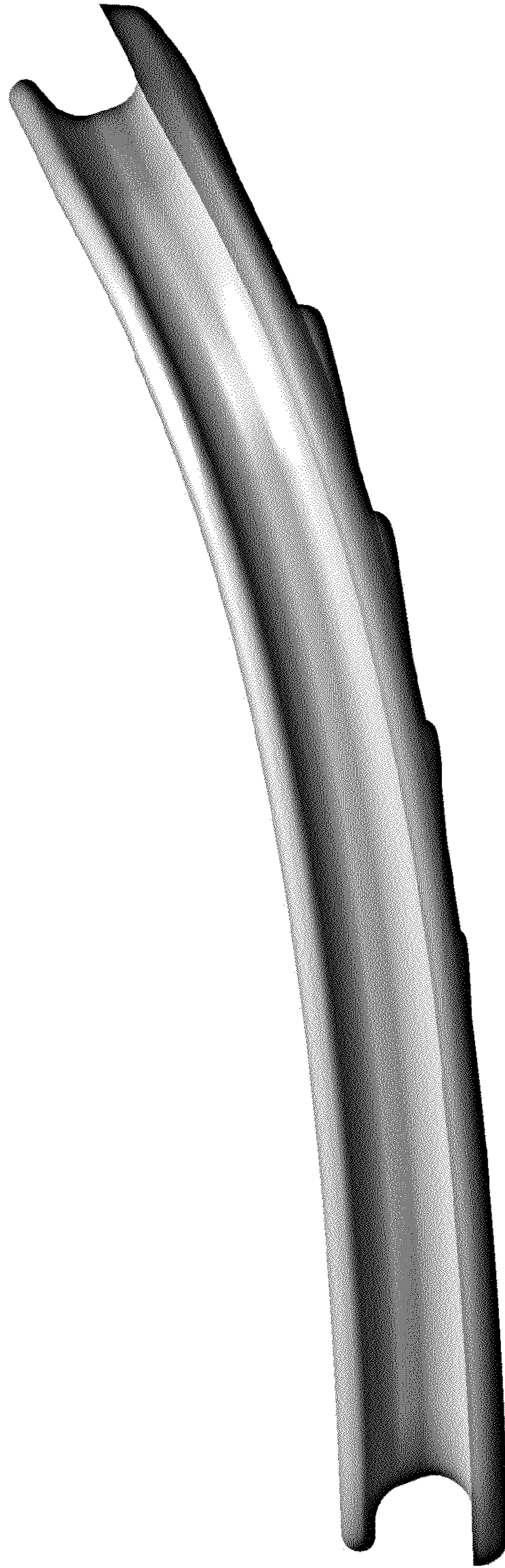


FIGURE 7



FIGURE 8