



US00D741630S

(12) **United States Design Patent**  
**Meissner et al.**

(10) **Patent No.:** **US D741,630 S**

(45) **Date of Patent:** **\*\* \*Oct. 27, 2015**

(54) **BOOKCASE**

D260,716 S 9/1981 Cohen et al.  
D294,787 S 3/1988 Berry, Jr.  
4,819,814 A 4/1989 Fogelgren  
4,875,737 A 10/1989 Cardenas

(71) Applicant: **Color Ink, Inc.**, Sussex, WI (US)

(Continued)

(72) Inventors: **Edward Todd Meissner**, Hartland, WI (US); **Randy M. Klibowitz**, Oconomowoc, WI (US)

FOREIGN PATENT DOCUMENTS

(73) Assignee: **COLOR INK. INC.**, Sussex, WI (US)

EP 1714776 10/2006  
WO WO 97/00039 1/1997

(\*) Notice: This patent is subject to a terminal disclaimer.

(Continued)

OTHER PUBLICATIONS

(\*\*) Term: **14 Years**

USPTO Office Action dated Nov. 26, 2013 regarding Design U.S. Appl. No. 29/467,646, 6 pages.

(21) Appl. No.: **29/472,741**

(Continued)

(22) Filed: **Nov. 15, 2013**

*Primary Examiner* — Kelley Donnelly

(51) **LOC (10) Cl.** ..... **06-06**

(74) *Attorney, Agent, or Firm* — Ryan Kromholz & Manion, S.C.

(52) **U.S. Cl.**  
USPC ..... **D6/675.1**

(58) **Field of Classification Search**  
USPC ..... D6/396–397, 449, 473, 477–479, 511, D6/675, 675.1; 108/59–60, 91–93; 211/36, 211/42–43, 85.1–85.2, 188; 312/107–108  
CPC ..... A47B 63/00; A47B 65/10–65/20; A47B 65/15

(57) **CLAIM**  
The ornamental design for a bookcase, as shown and described.

See application file for complete search history.

**DESCRIPTION**


(56) **References Cited**

U.S. PATENT DOCUMENTS

D112,864 S 1/1939 Schiup  
D119,582 S \* 3/1940 Williams et al. .... D6/431  
2,366,677 A 1/1945 Rosenthal  
2,649,137 A 8/1953 Roberts  
3,113,356 A 12/1963 Piper  
3,312,503 A 4/1967 Suzuki  
3,620,175 A 11/1971 Crane et al.  
D234,413 S 3/1975 Hauner  
D247,273 S 2/1978 Peters  
4,085,970 A 4/1978 Klein  
D248,196 S 6/1978 Gordon, Sr.

FIG. 1 is a front perspective view of an embodiment of the shelving unit;  
FIG. 2 is a front perspective view thereof and showing items in place in dotted line;  
FIG. 3 is a front elevation view thereof;  
FIG. 4 is a rear elevation view thereof;  
FIG. 5 is a right side elevation view thereof;  
FIG. 6 is a left side elevation view thereof;  
FIG. 7 is a top plan view thereof; and,  
FIG. 8 is a bottom plan view thereof.  
The broken lines are for the purpose of illustrating the environment of the article only and form no part of the claimed design.

**1 Claim, 4 Drawing Sheets**



(56)

References Cited

U.S. PATENT DOCUMENTS

4,934,756 A 6/1990 Webb et al.  
 D330,475 S 10/1992 Bennett  
 D334,977 S 4/1993 Avari  
 5,263,766 A 11/1993 McCullough  
 D348,577 S 7/1994 Simpson  
 D352,182 S 11/1994 Yoshimura  
 5,363,775 A 11/1994 Simpson  
 5,450,998 A 9/1995 Esse et al.  
 5,644,995 A 7/1997 Gurwell et al.  
 D382,142 S \* 8/1997 Kelly et al. .... D6/675.1  
 D384,838 S 10/1997 Topper et al.  
 D396,581 S \* 8/1998 Schubert ..... D6/675.1  
 D398,453 S 9/1998 Stead  
 D402,229 S 12/1998 Christensen  
 D403,900 S 1/1999 Hutton  
 5,855,175 A 1/1999 Forbes  
 D408,176 S 4/1999 Rollins et al.  
 D416,147 S 11/1999 Dickinson et al.  
 6,027,188 A 2/2000 Nickens  
 D426,987 S 6/2000 Lewis  
 D450,488 S 11/2001 Stone et al.  
 D450,518 S 11/2001 Frederick  
 D462,008 S \* 8/2002 Stone et al. .... D9/436  
 6,532,878 B2 3/2003 Tidemann  
 D476,510 S 7/2003 Henry et al.  
 D477,158 S \* 7/2003 Calcerano et al. .... D6/683.1  
 D477,165 S 7/2003 Petri  
 D483,966 S 12/2003 Forlenza et al.  
 D501,338 S 2/2005 Deasy et al.  
 D503,569 S 4/2005 Lenger  
 D527,158 S \* 8/2006 Steinmeyer ..... D34/17  
 D529,726 S 10/2006 Cutler et al.  
 D535,497 S 1/2007 Portnoy  
 D552,900 S 10/2007 Wilenius  
 D553,393 S 10/2007 Cassel  
 D556,474 S 12/2007 Good  
 D562,594 S 2/2008 Thompson  
 D565,331 S 4/2008 Miller

D568,626 S 5/2008 Gharabegian  
 D592,891 S 5/2009 Alfonso  
 D595,515 S 7/2009 Collette  
 7,625,047 B2 12/2009 Bertele  
 D607,667 S 1/2010 Cayouette  
 D632,102 S \* 2/2011 Sato ..... D6/675.1  
 D646,072 S 10/2011 Katina  
 D648,959 S 11/2011 Alden  
 D651,121 S 12/2011 Grimme  
 D655,948 S 3/2012 Dardashti et al.  
 D663,257 S 7/2012 Stroud et al.  
 D664,377 S 7/2012 Pennacchio  
 D665,198 S 8/2012 Levy et al.  
 D669,686 S 10/2012 Waggoner  
 D672,960 S 12/2012 Turner  
 D674,191 S 1/2013 Sakaguchi  
 D677,943 S 3/2013 Mendoza  
 D722,459 S \* 2/2015 Schluetter ..... D6/675.3  
 D725,920 S \* 4/2015 Reynolds ..... D6/336  
 2003/0010738 A1 1/2003 Hsia et al.  
 2003/0066814 A1 4/2003 Wang  
 2008/0237319 A1 10/2008 Hensey et al.


FOREIGN PATENT DOCUMENTS

WO WO 2004/042237 5/2004  
 WO WO 2011/000380 1/2011  
 WO WO 2011/031209 3/2011  
 WO WO 2011/162687 12/2011


OTHER PUBLICATIONS

Hellmuth, N.; Herrera, S. Honeycomb Sandwich Panels, FLAAR Reports, Exhibits of Honeycomb Material at Graphispag 2011 Print Expo, Barcelona.  
 Store Enso Re-Board Product Website—Re-Board Material and Products, May 20, 2013.  
 Northern Design Re-Board Product Website—Gallery of Products, May 20, 2013.  
 POS Factory Website—Re-board partner website, May 20, 2013.

\* cited by examiner

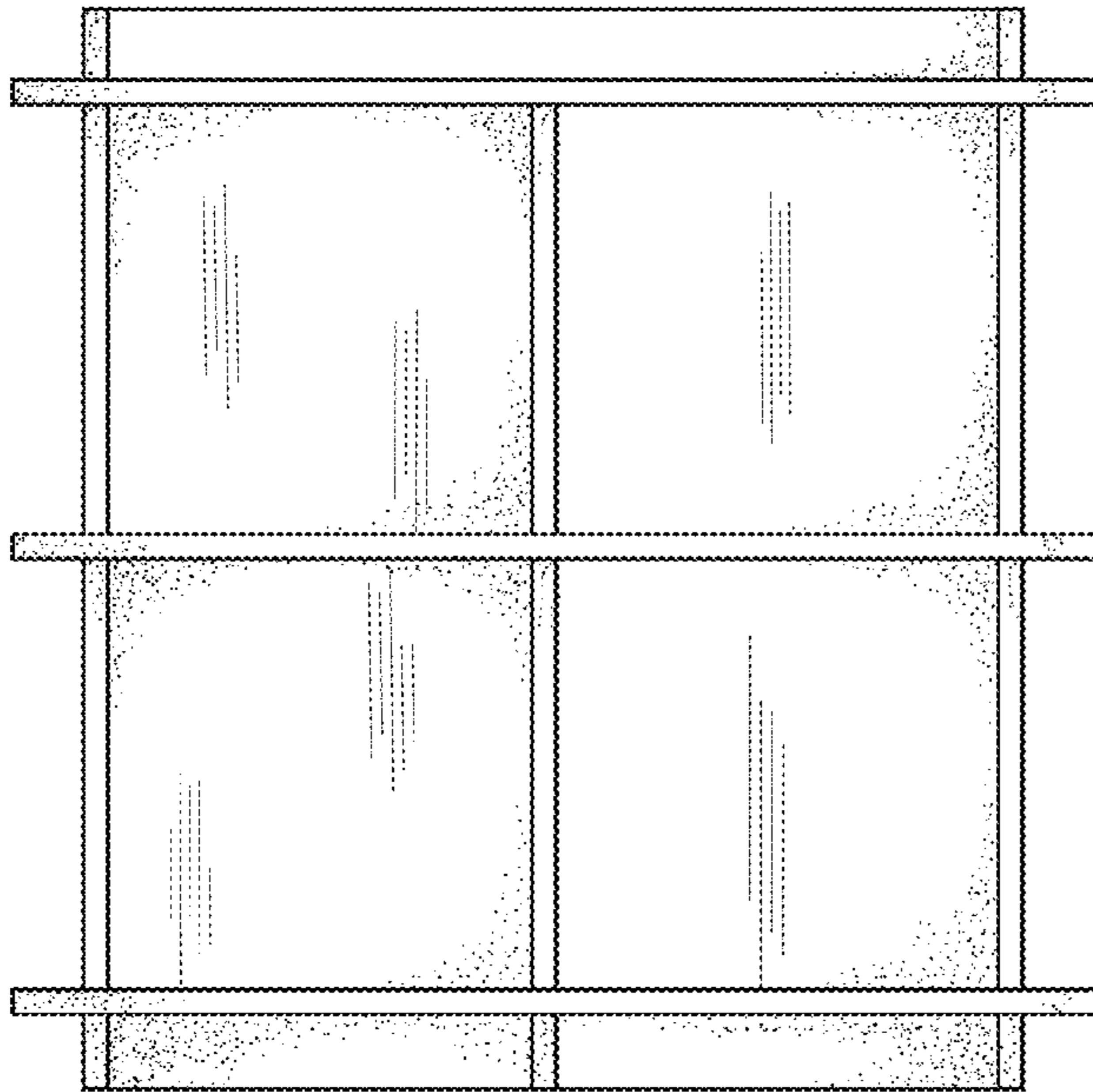


*Fig. 1*

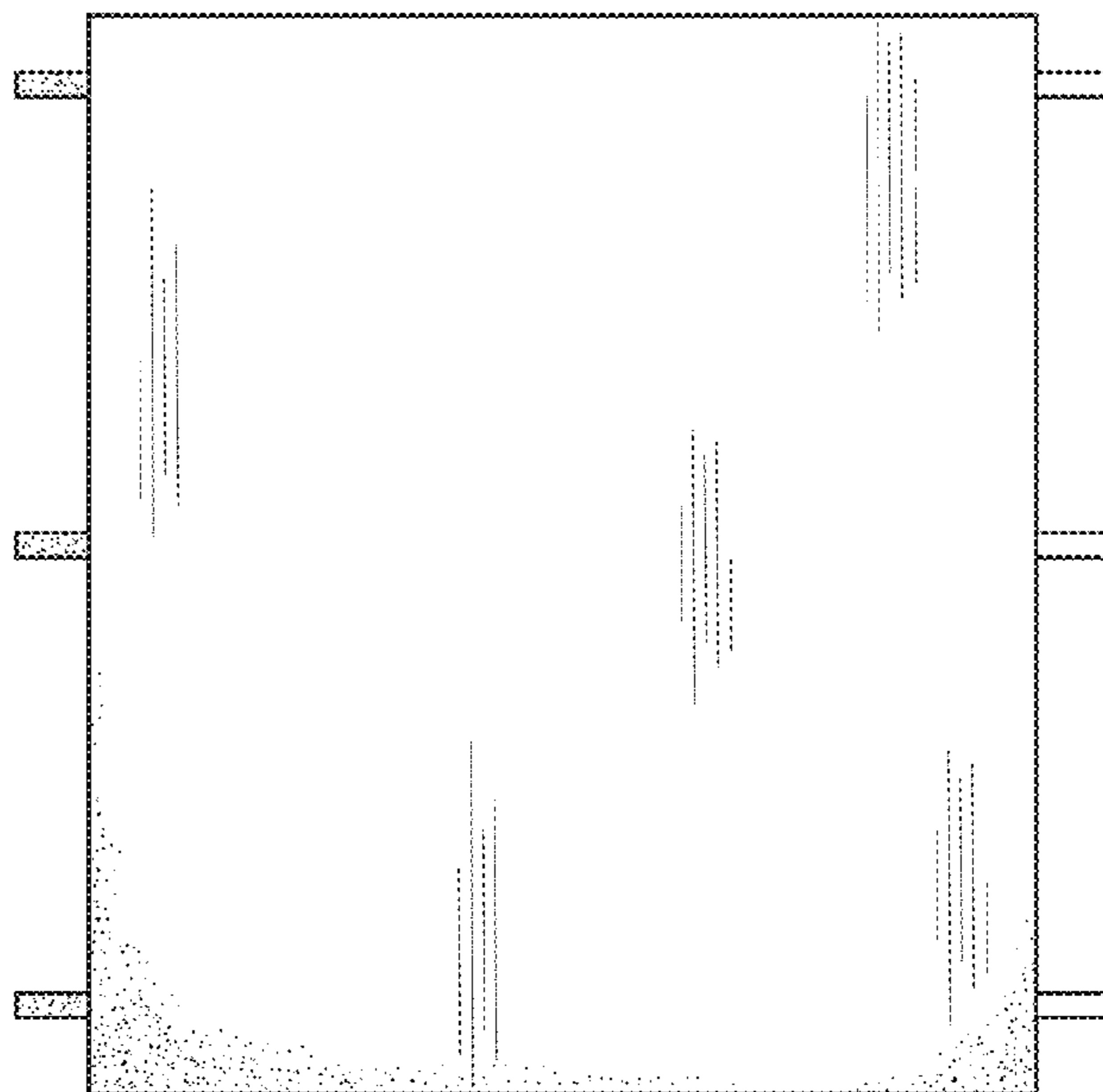


*Fig. 2*

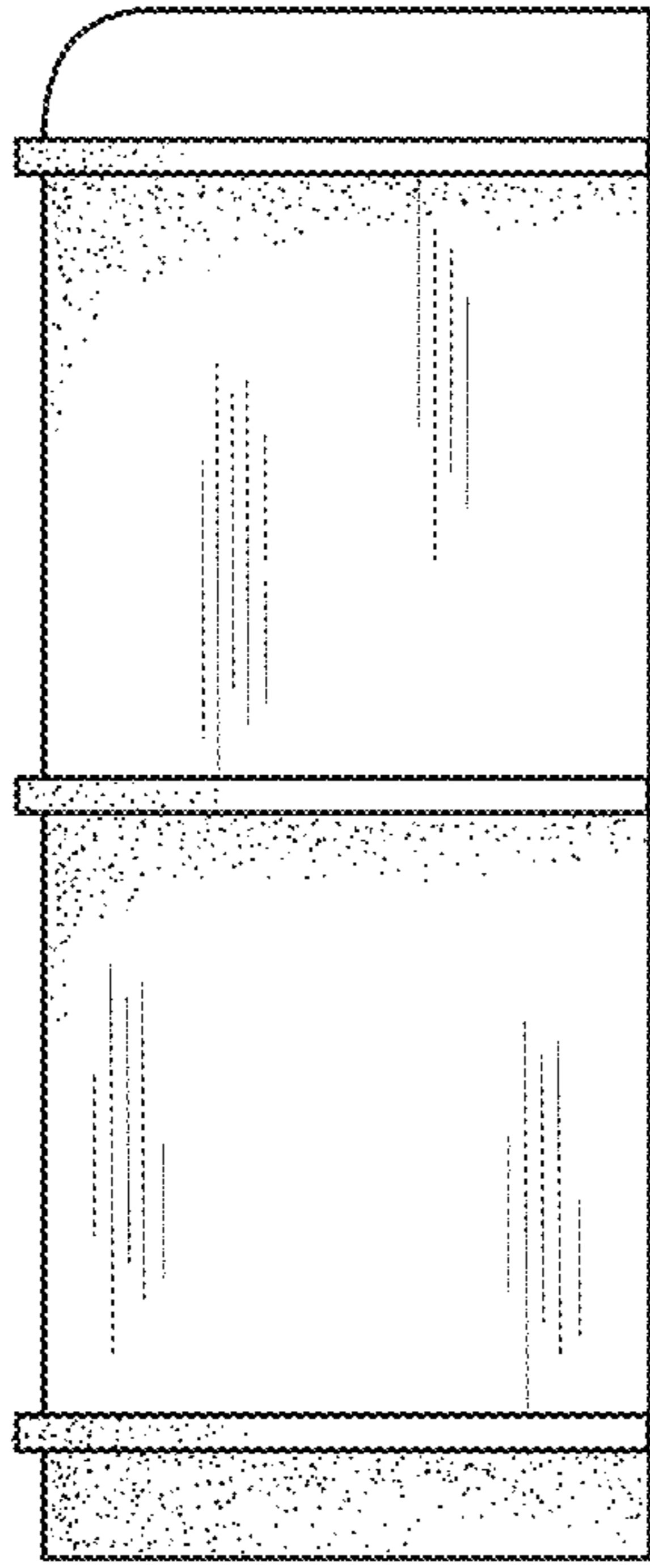




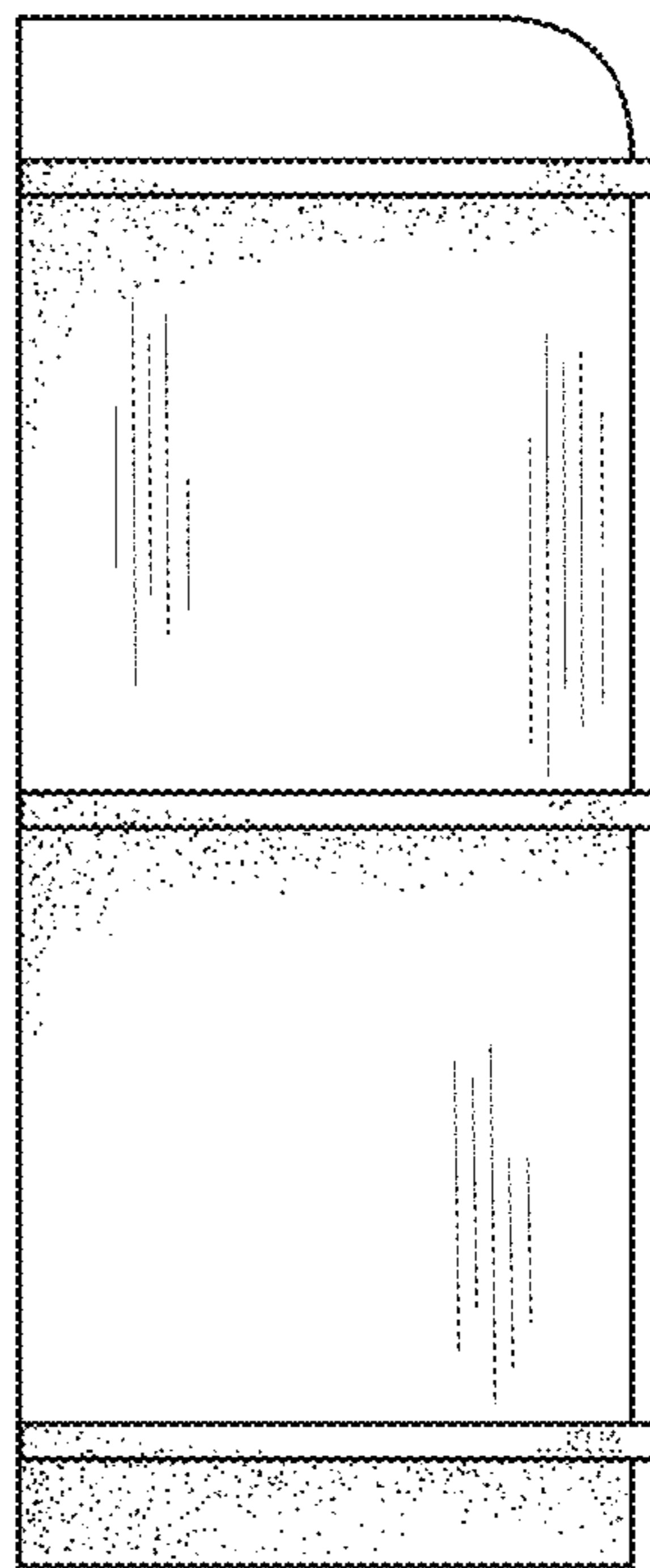
*Fig. 3*




*Fig. 4*



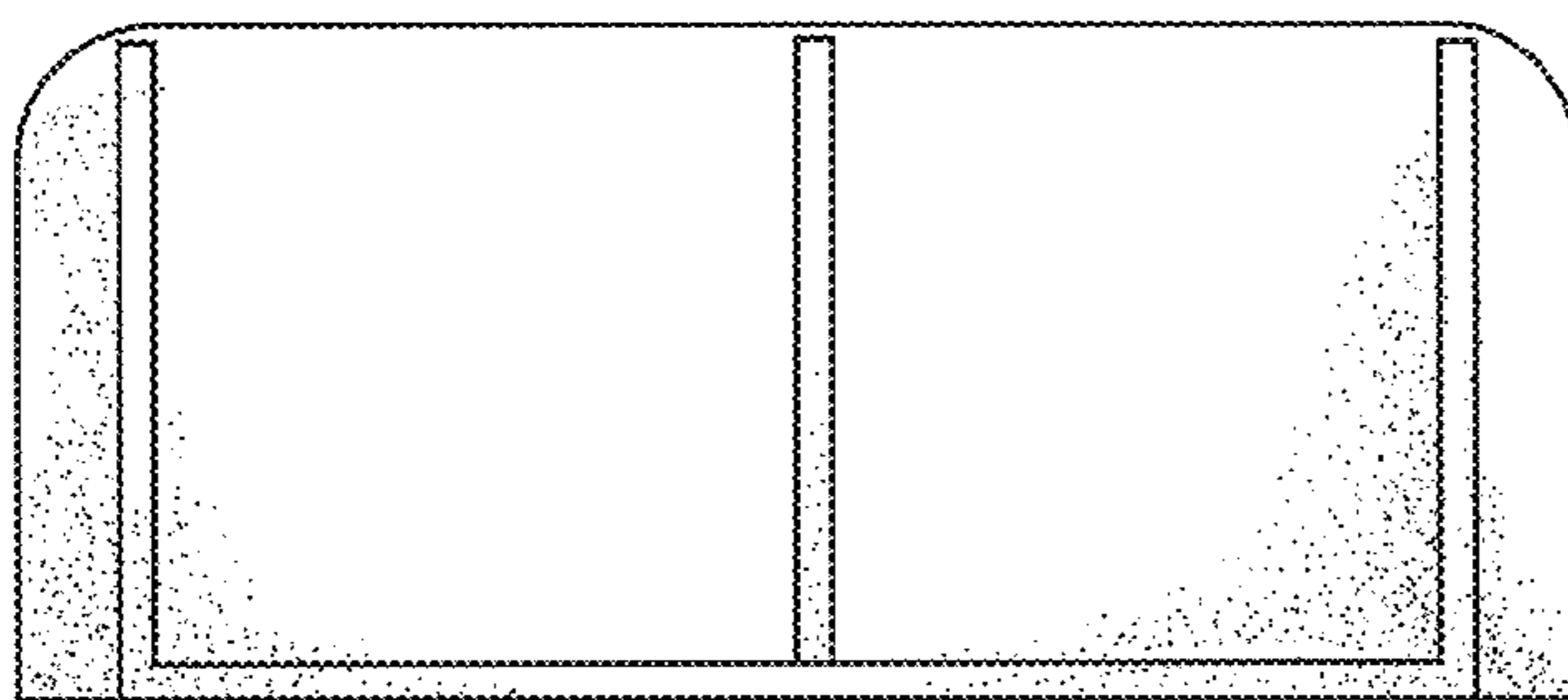
*Fig. 5*



*Fig. 6*



*Fig. 7*



*Fig. 8*

UNITED STATES PATENT AND TRADEMARK OFFICE  
**CERTIFICATE OF CORRECTION**

PATENT NO. : D741,630 S  
APPLICATION NO. : 29/472741  
DATED : October 27, 2015  
INVENTOR(S) : Edward Todd Meissner and Randy M. Kolbowitz

Page 1 of 1

It is certified that error appears in the above-identified patent and that said Letters Patent is hereby corrected as shown below:

On the title page;

(56) References Cited; US. Patent Documents;

“D112,864 S 1/1939 Schiup” should read -- D112,864 S 1/1939 Schlup --.

Signed and Sealed this  
First Day of March, 2016



Michelle K. Lee  
*Director of the United States Patent and Trademark Office*