



US00D741621S

(12) **United States Design Patent**  
**Van Grieken**

(10) **Patent No.:** **US D741,621 S**

(45) **Date of Patent:** **\*\* Oct. 27, 2015**

(54) **CUSHION**

(71) Applicant: **Simon C. Van Grieken**, Wadenswil  
(CH)

(72) Inventor: **Simon C. Van Grieken**, Wadenswil  
(CH)

(\*\*) Term: **14 Years**

(21) Appl. No.: **29/486,551**

(22) Filed: **Mar. 31, 2014**

(51) **LOC (10) Cl.** ..... **06-09**

(52) **U.S. Cl.**  
USPC ..... **D6/601**

(58) **Field of Classification Search**  
USPC ..... D6/595-601, 604, 606; 5/630, 632,  
5/633, 636-645, 648, 652-655, 655.3,  
5/655.7, 655.9; D24/183, 190; D30/118;  
D21/803, 809  
CPC .... A47C 20/00; A47C 20/021; A47D 15/001;  
A47D 15/008; A47G 9/00; A47G 9/10  
See application file for complete search history.

(56) **References Cited**

**U.S. PATENT DOCUMENTS**

D255,743	S	*	7/1980	Randall	.....	D6/596
D255,854	S	*	7/1980	Gay	.....	D6/601
D277,719	S	*	2/1985	Spaneas	.....	D6/596
4,688,285	A	*	8/1987	Roberts	.....	5/630
D401,795	S	*	12/1998	Liao	.....	D6/601
5,933,890	A	*	8/1999	Codd	.....	5/636

D421,359	S	*	3/2000	Liao	.....	D6/601
6,427,272	B1	*	8/2002	Yacoub	.....	5/638
D471,050	S	*	3/2003	Haubner	.....	D6/601
D548,842	S	*	8/2007	Elnekaveh	.....	D24/188
D613,987	S	*	4/2010	Heeter	.....	D6/601
8,006,335	B1	*	8/2011	Andermann	.....	5/638
D648,586	S	*	11/2011	Yu	.....	D6/601
D655,558	S	*	3/2012	Koplin	.....	D6/601
D699,981	S	*	2/2014	Kummerfeld et al.	.....	D6/601
8,696,059	B2	*	4/2014	Carmichael, IV	.....	297/202
D725,407	S	*	3/2015	McCracken	.....	D6/601

**FOREIGN PATENT DOCUMENTS**

CH	705760	A1	*	11/2011	.....	A47G 9/10
WO	9708978	A1		3/1997		

\* cited by examiner

*Primary Examiner* — Mary Ann Calabrese

(74) *Attorney, Agent, or Firm* — Janet Sleath; Speckman Law Group PLLC


(57) **CLAIM**

The ornamental design for a cushion, substantially as shown and described.

**DESCRIPTION**

FIG. 1 is a bottom view of a cushion showing my new design; FIG. 2 is a front view of the cushion of FIG. 1; FIG. 3 is a left side view of the cushion of FIG. 1; FIG. 4 is a front perspective view of the cushion of FIG. 1; FIG. 5 is a top view of the cushion of FIG. 1; FIG. 6 is a rear view of the cushion of FIG. 1; and, FIG. 7 is a right side view of the cushion of FIG. 1.

**1 Claim, 7 Drawing Sheets**






FIG. 1





FIG. 2



**FIG. 3**




FIG. 4




FIG. 5




FIG. 6




FIG. 7