



US00D741608S

(12) **United States Design Patent**  
**George, II et al.**

(10) **Patent No.:** **US D741,608 S**  
(45) **Date of Patent:** **\*\* Oct. 27, 2015**

(54) **CHAIR**

(71) Applicants: **Daniel C. George, II**, Grand Rapids, MI (US); **Matthew Jung**, Grand Rapids, MI (US); **Jean Joseph**, South Haven, MI (US)

(72) Inventors: **Daniel C. George, II**, Grand Rapids, MI (US); **Matthew Jung**, Grand Rapids, MI (US); **Jean Joseph**, South Haven, MI (US)

(73) Assignee: **Comfort Research, LLC**, Grand Rapids, MI (US)

(\*\*) Term: **14 Years**

(21) Appl. No.: **29/506,382**

(22) Filed: **Oct. 15, 2014**

(51) **LOC (10) Cl.** ..... **06-01**

(52) **U.S. Cl.**  
USPC ..... **D6/348**

(58) **Field of Classification Search**  
USPC ..... D6/334-336, 344, 348, 371, 373, 375, D6/716, 716.1, 716.4; 297/258.1, 271.5, 297/271.6, 448.2  
CPC ..... A47C 3/02; A47C 3/029; A47C 5/04; A47C 7/18  
See application file for complete search history.

(56) **References Cited**

**U.S. PATENT DOCUMENTS**

D38,768 S \* 8/1907 Coffman ..... D6/348

D185,584 S \* 6/1959 Steuer ..... D6/348  
D198,312 S \* 6/1964 Gale ..... D6/348  
D315,643 S \* 3/1991 Wade ..... D6/334  
5,090,769 A \* 2/1992 Wade ..... A47C 3/029

\* cited by examiner

*Primary Examiner* — Mimoso De

(74) *Attorney, Agent, or Firm* — King & Partners, PLC

(57) **CLAIM**

The ornamental design for a chair, as shown and described.

**DESCRIPTION**

The patent or application file contains at least one drawing executed in color. Copies of this patent or patent application publication with color drawing(s) will be provided by the Office upon request and payment of the necessary fee.

FIG. 1 is a front perspective view of a chair showing, in particular, the ornamental design thereof.

FIG. 2 is a rear perspective view of the chair of FIG. 1.

FIG. 3 is a front end view of the chair of FIG. 1.

FIG. 4 is a rear end view of the chair of FIG. 1.

FIG. 5 is a right side view of the chair of FIG. 1. It will be understood that a left side view is a mirror image of the right side view; and,

FIG. 6 is a top plan view of the chair of FIG. 1.

It will be understood that the bottom of the chair is flat and unornamented and/or not visible during normal use.

**1 Claim, 6 Drawing Sheets**  
**(6 of 6 Drawing Sheet(s) Filed in Color)**







Figure 1





Figure 2






Figure 3






Figure 4



Figure 5






Figure 6