



US00D741595S

(12) **United States Design Patent**
Staley et al.

(10) **Patent No.:** **US D741,595 S**
(45) **Date of Patent:** **** Oct. 27, 2015**

(54) **HANDBAG WITH DRINK POUCH**

(71) Applicant: **Who Knew, LLC**, Kansas City, MO
(US)

(72) Inventors: **Kimberly Staley**, Kansas City, MO
(US); **Adrian Bruce**, Kansas City, MO
(US)

(73) Assignee: **WHO KNEW, LLC**, Kansas City, MO
(US)

(**) Term: **14 Years**

(21) Appl. No.: **29/506,921**

(22) Filed: **Oct. 22, 2014**

(51) **LOC (10) Cl.** **03-01**

(52) **U.S. Cl.**
USPC **D3/233**

(58) **Field of Classification Search**
USPC D3/232–233, 240–243, 245–246
CPC A45C 3/08; A45C 1/024
See application file for complete search history.

(56) **References Cited**

U.S. PATENT DOCUMENTS

2,884,979 A * 5/1959 Corbe 150/133
D345,254 S * 3/1994 Bodden D3/246
D374,985 S * 10/1996 Hoyt D3/246
D606,741 S * 12/2009 Zaharakos D3/232

OTHER PUBLICATIONS

Printout from <http://www.drinksbagcompany.com>, dated Jul. 25, 2014.

Printout from <http://www.drinksbagcompany.com/shop>, dated Jul. 25, 2014.

Printout from <http://www.drinksbagcompany.com/product/disposable-refreshment-bag-3-litres-coming-soon/>, dated Jul. 25, 2014.

* cited by examiner

Primary Examiner — Holly Baynham

(74) *Attorney, Agent, or Firm* — Husch Blackwell LLP

(57) **CLAIM**

We claim the ornamental design for a handbag with drink pouch, as shown and described.

DESCRIPTION

FIG. 1 is a perspective view of a handbag with drink pouch showing our new design.

FIG. 2 is a front elevational view thereof.

FIG. 3 is a rear elevational view thereof.

FIG. 4 is a left side elevational view thereof.

FIG. 5 is a right side elevational view thereof.

FIG. 6 is a top planform view thereof.

FIG. 7 is a bottom planform view thereof.

FIG. 8 is a top planform view thereof with the handbag open showing three separate compartments, one of which having a flap in its closed position.

FIG. 9 is a top planform view thereof similar to FIG. 8 showing the flap in its open position.

FIG. 10 is a right side elevational view thereof showing the side zipper, open and showing access to two compartments.

FIG. 11 is a right side elevational view thereof similar to FIG. 10 showing the positioning of a drinking bag spout.

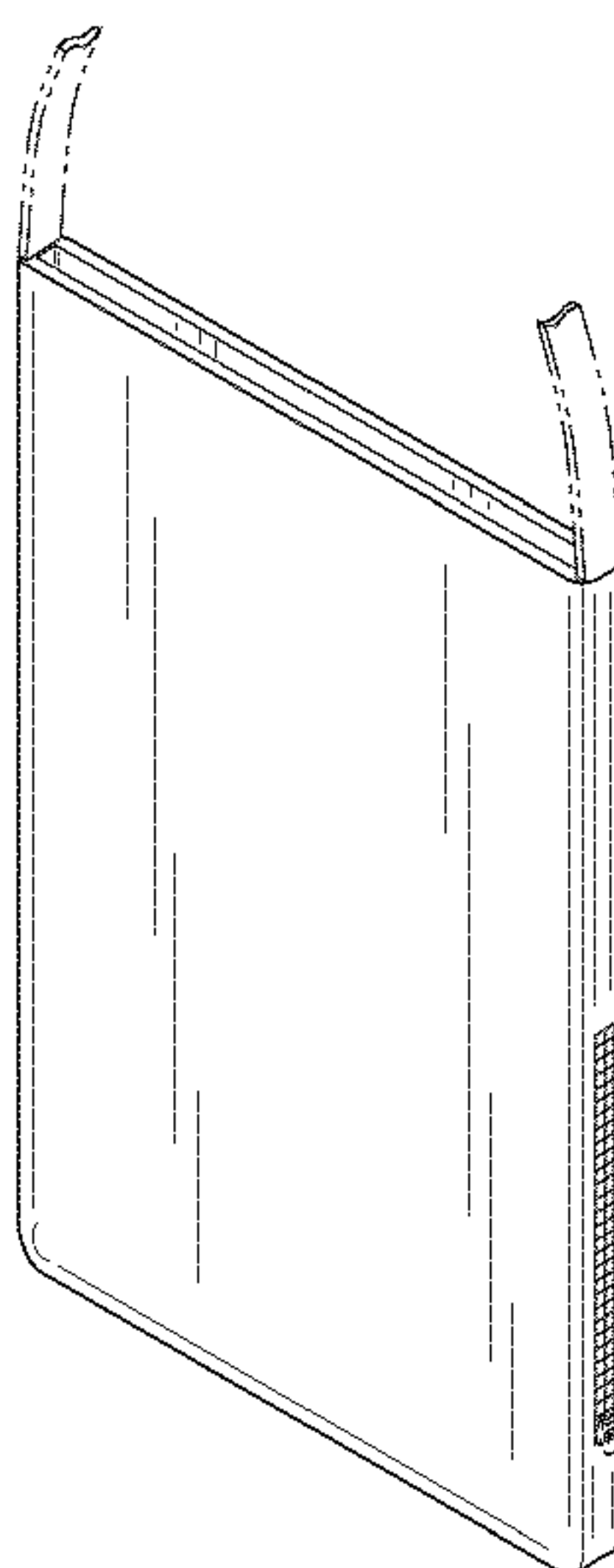
FIG. 12 is a cross-sectional view thereof taken along line 12-12 of FIG. 6 showing one of the three compartments of FIGS. 8 and 9 with the flap in its closed position.

FIG. 13 is a cross-sectional view thereof similar to FIG. 12 showing the flap in its open position; and,

FIG. 14 is a cross-sectional view thereof taken along line 14-14 of FIG. 6 showing another one of the three compartments of FIGS. 8 and 9.

The broken lines showing a portion of a strap are for the purpose of illustrating environment and form no part of the claimed design.

1 Claim, 3 Drawing Sheets






FIG. 1




FIG. 2

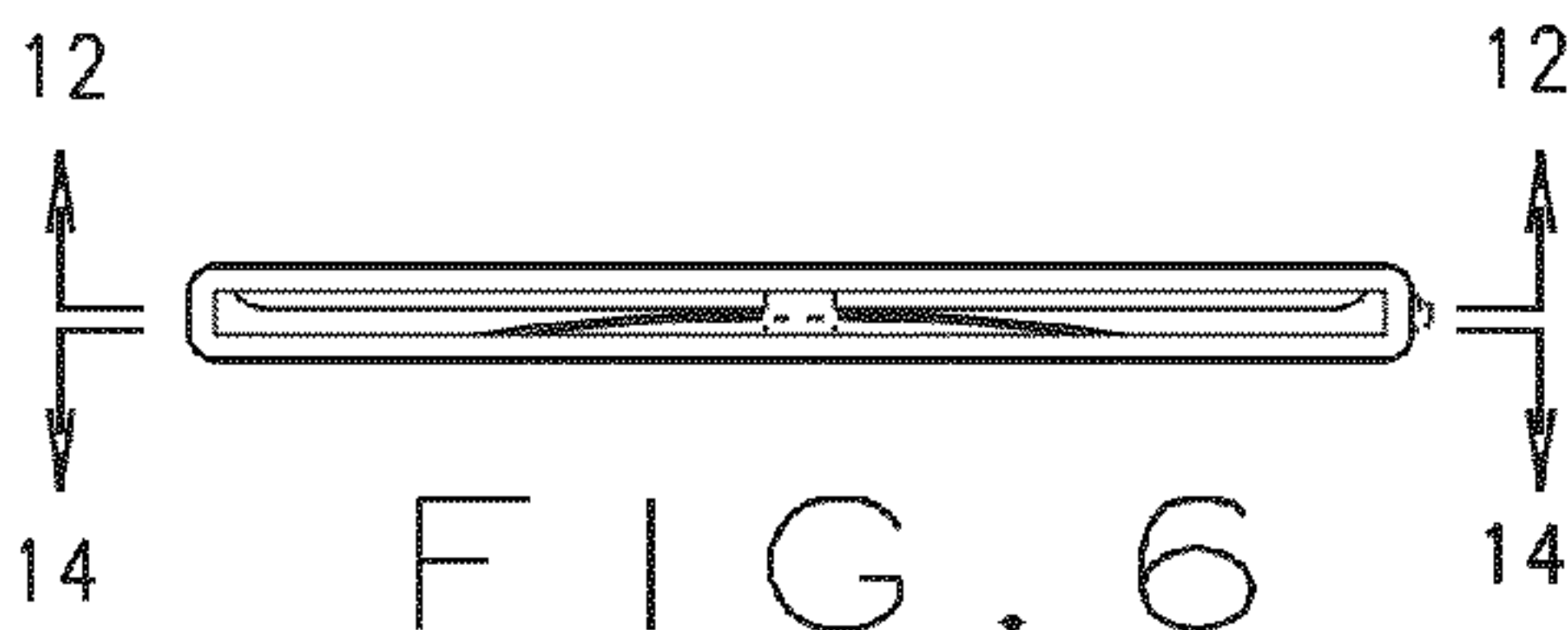


FIG. 6

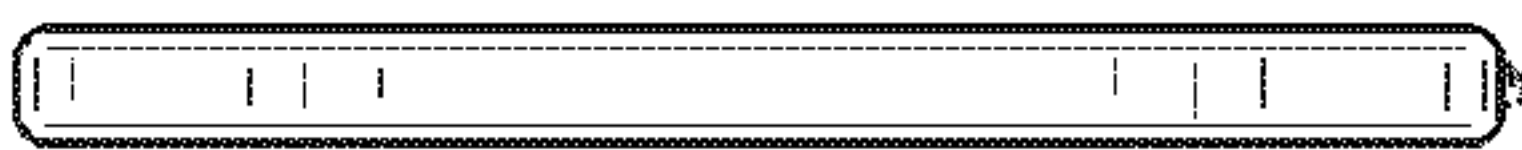


FIG. 7

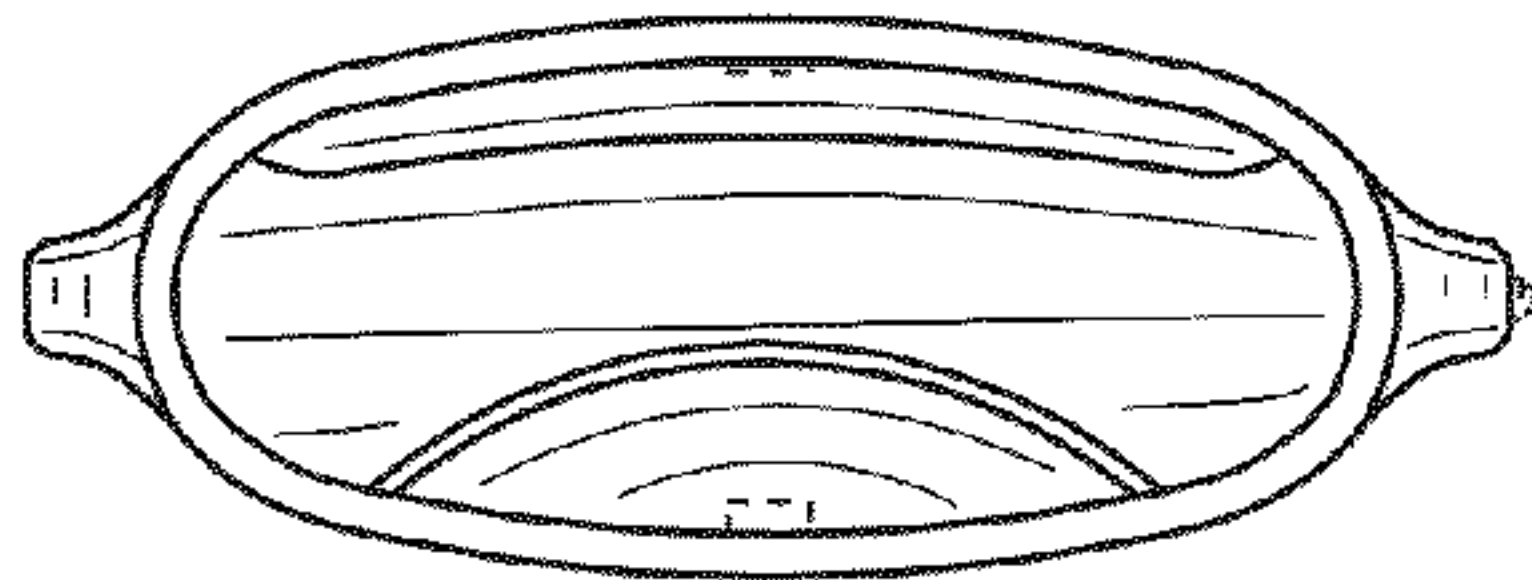


FIG. 8

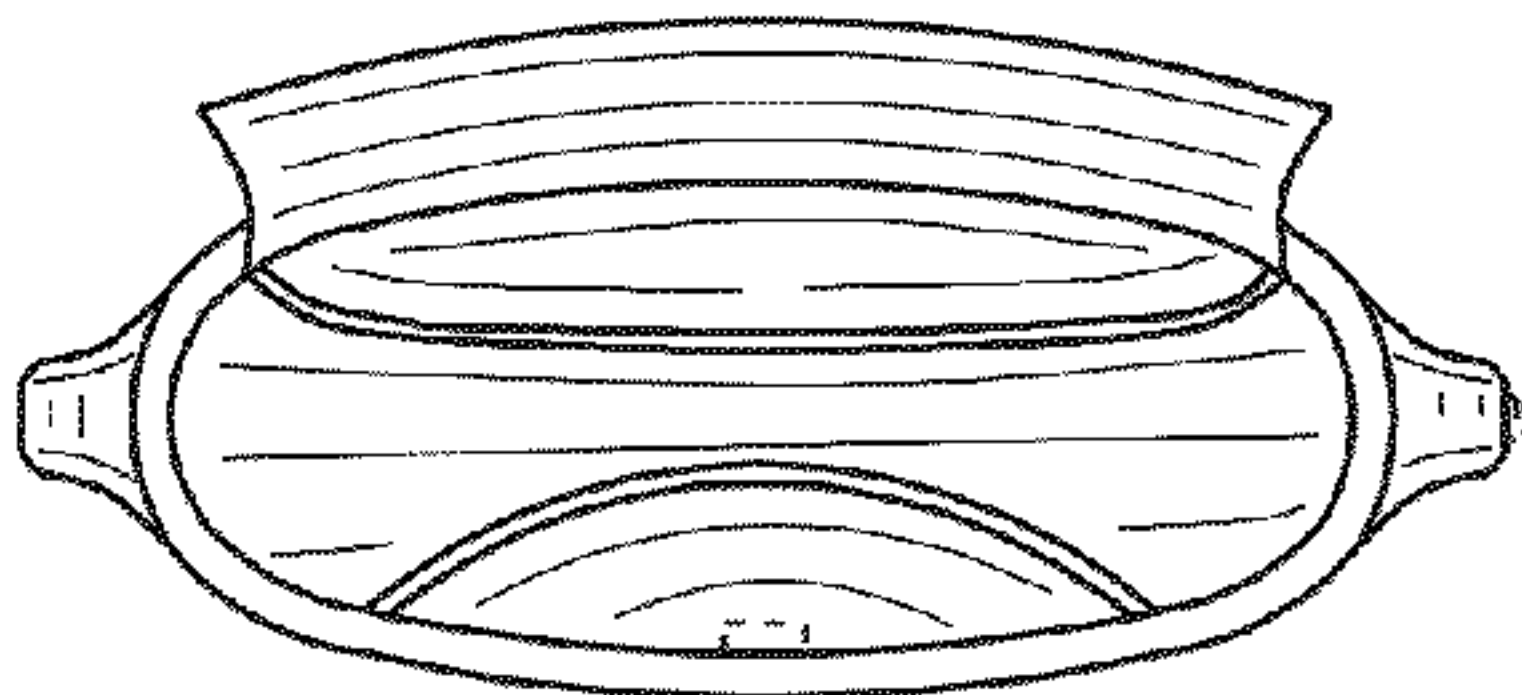


FIG. 9

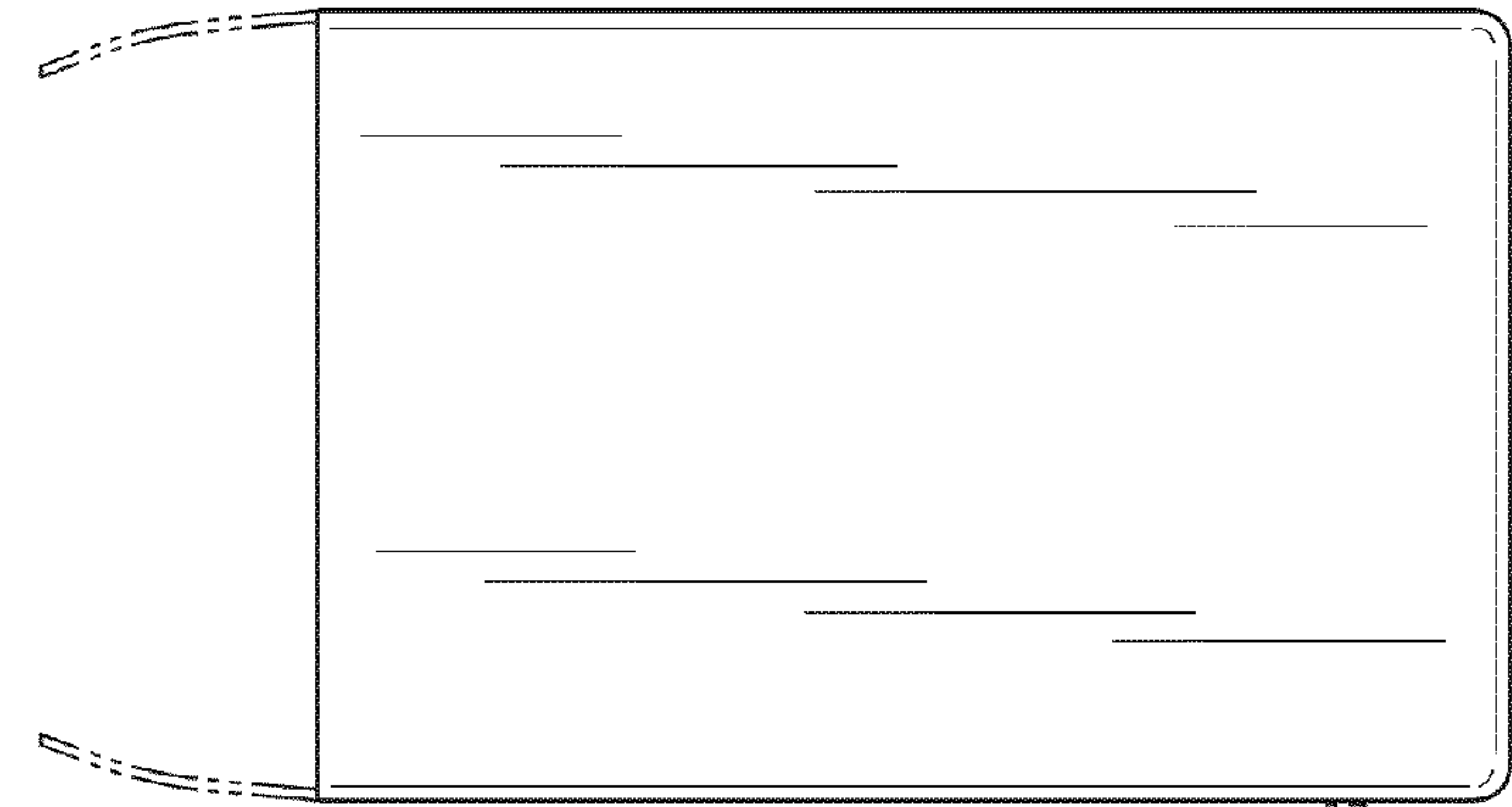


FIG. 3




FIG. 4




FIG. 5

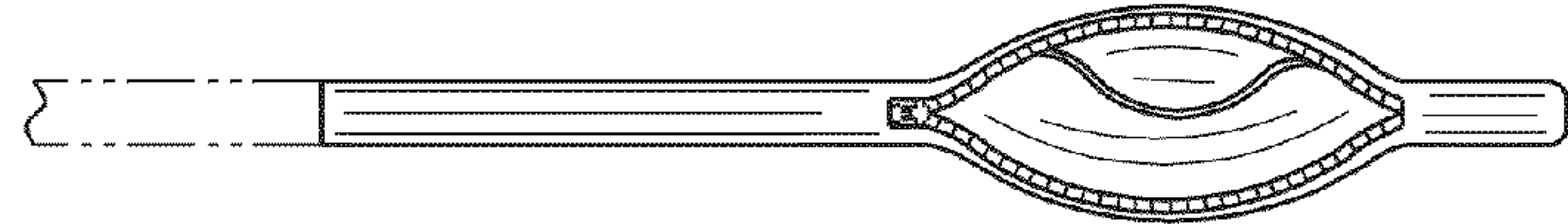


FIG. 10

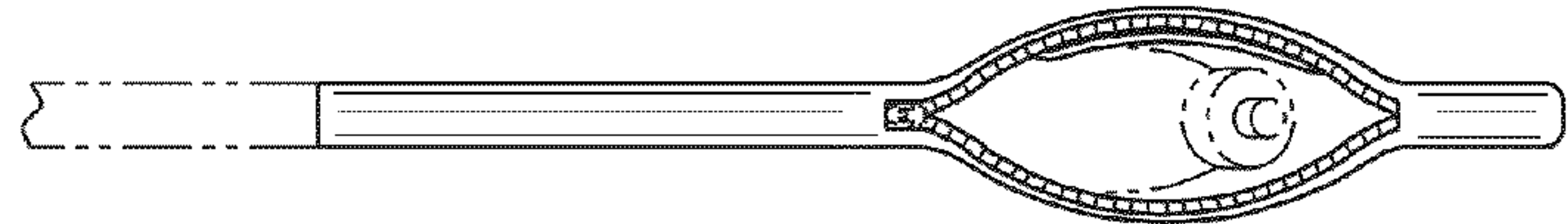


FIG. 11




FIG. 12




FIG. 13




FIG. 14