



US00D741567S

(12) **United States Design Patent**
Chang

(10) **Patent No.:** **US D741,567 S**
(45) **Date of Patent:** **** Oct. 27, 2015**

(54) **WEARABLE BLANKET**

FOREIGN PATENT DOCUMENTS

(71) Applicant: **Yon Chang**, Ft. Lauderdale, FL (US)

WO D080631-001 * 9/2013

(72) Inventor: **Yon Chang**, Ft. Lauderdale, FL (US)

OTHER PUBLICATIONS

(**) Term: **14 Years**

Daily Mail. <URL: <http://www.dailymail.co.uk/news/article-1235244/Selling-fast-Christmas-slanket-Thats-blanket-sleeves-watching-TV.html>>. Dec. 14, 2009. Blanket with sleeves "Slanket."*
YouTube. <URL: <https://www.youtube.com/watch?v=b-swPks2ok>>. Mar. 8, 2013. "Yon Wearable Blanket."*

(21) Appl. No.: **29/439,825**

(22) Filed: **Dec. 14, 2012**

* cited by examiner

(51) **LOC (10) Cl.** **02-01**

(52) **U.S. Cl.**
USPC **D2/719**

(58) **Field of Classification Search**
USPC 2/69, 69.5, 84, 88, 89, 456; 5/413 R,
5/482, 485, 486, 487, 488, 496, 501;
D2/700, 718, 719, 724, 823-826, 860,
D2/864
See application file for complete search history.

Primary Examiner — Bridget L Eland
Assistant Examiner — Lauren McVey
(74) *Attorney, Agent, or Firm* — QuickPatents; Kevin Prince

(57) **CLAIM**
I claim the ornamental design for a wearable blanket, as shown and described.

(56) **References Cited**

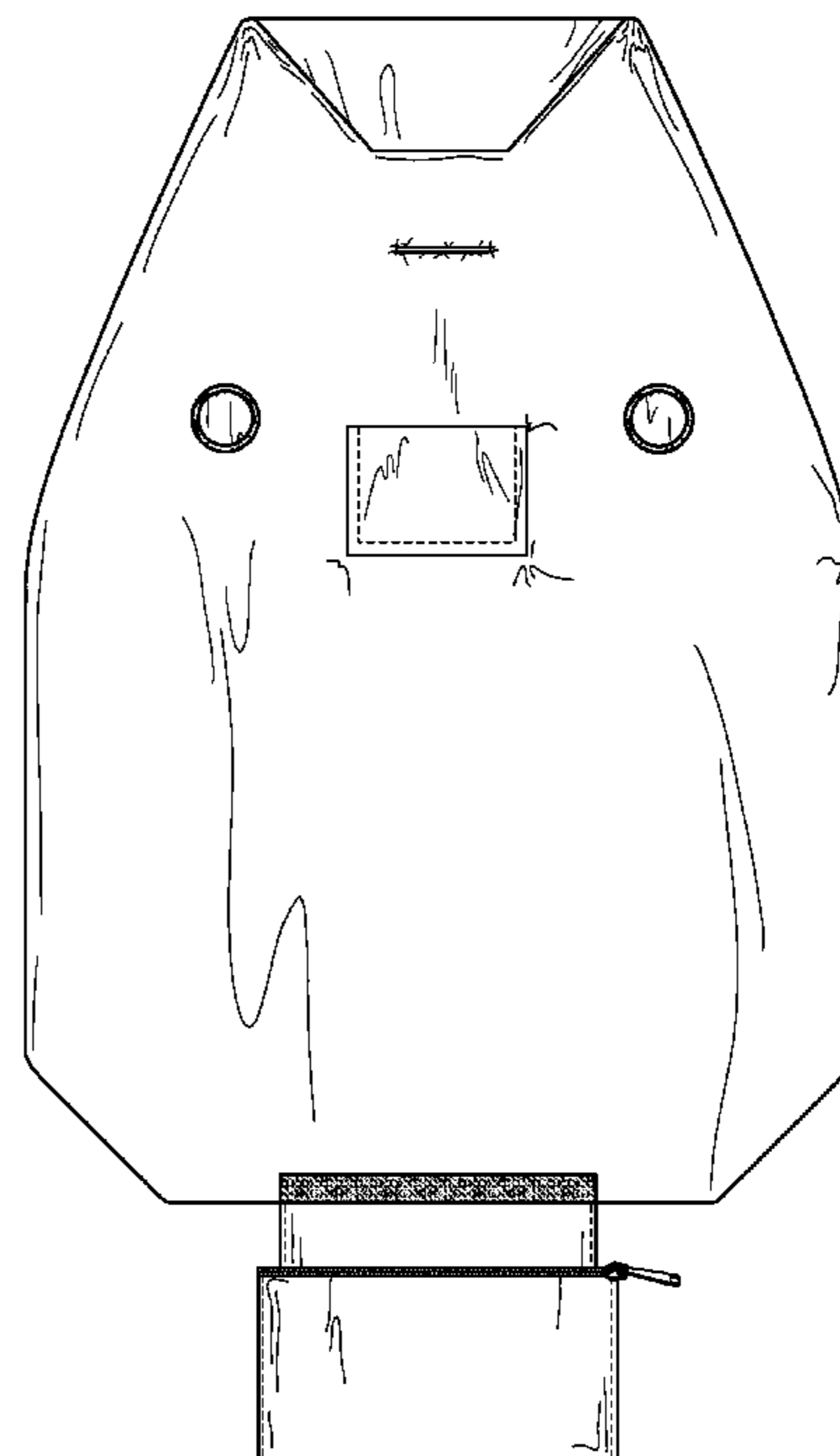
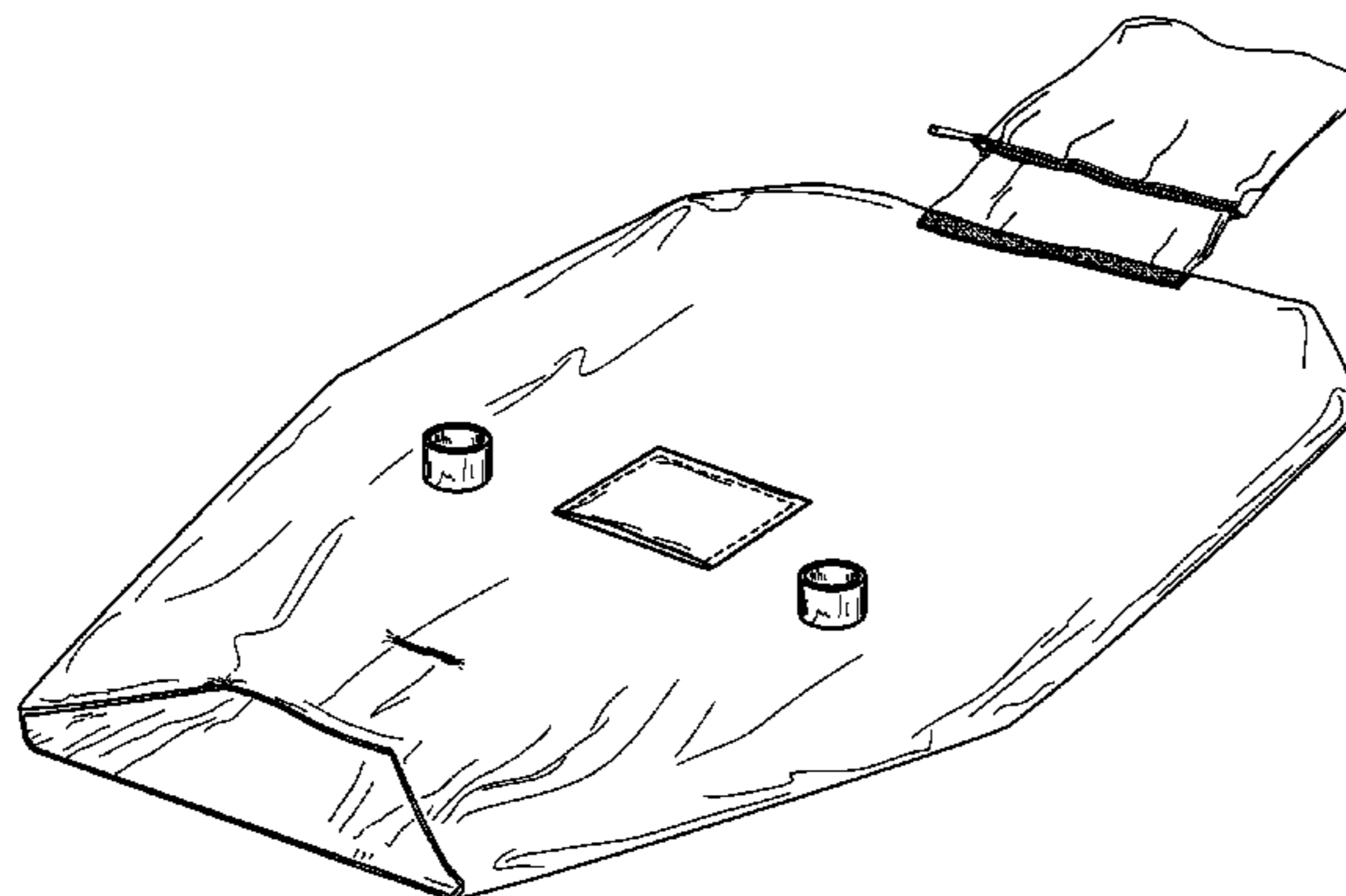
DESCRIPTION

U.S. PATENT DOCUMENTS

260,565	A *	7/1882	Hamilton	2/88
1,102,408	A *	7/1914	Hübner	2/93
1,701,929	A *	2/1929	Mettam	2/83
D120,718	S *	5/1940	Friedman	D2/719
2,302,844	A *	11/1942	Ebbott	2/88
2,716,239	A *	8/1955	Barndollar	2/69.5
D336,356	S *	6/1993	Shakir	D2/823
6,643,870	B2 *	11/2003	Bertrand	5/482
D560,948	S *	2/2008	Bertrand	D6/603
7,987,519	B1 *	8/2011	Raso	2/49.1
D651,032	S *	12/2011	Adkins	D6/596
D684,409	S *	6/2013	Juarez	D6/603
2003/0061659	A1 *	4/2003	Dunlap et al.	5/485

FIG. 1 is a perspective view of a wearable blanket, showing my new design;
FIG. 2 is a front elevational view thereof;
FIG. 3 is a rear elevational view thereof;
FIG. 4 is a right-side elevational view thereof;
FIG. 5 is a left-side elevational view thereof;
FIG. 6 is a top plan view thereof; and,
FIG. 7 is a bottom plan view thereof.
The broken lines in the figures represent stitching, and are part of the claimed design.

1 Claim, 4 Drawing Sheets



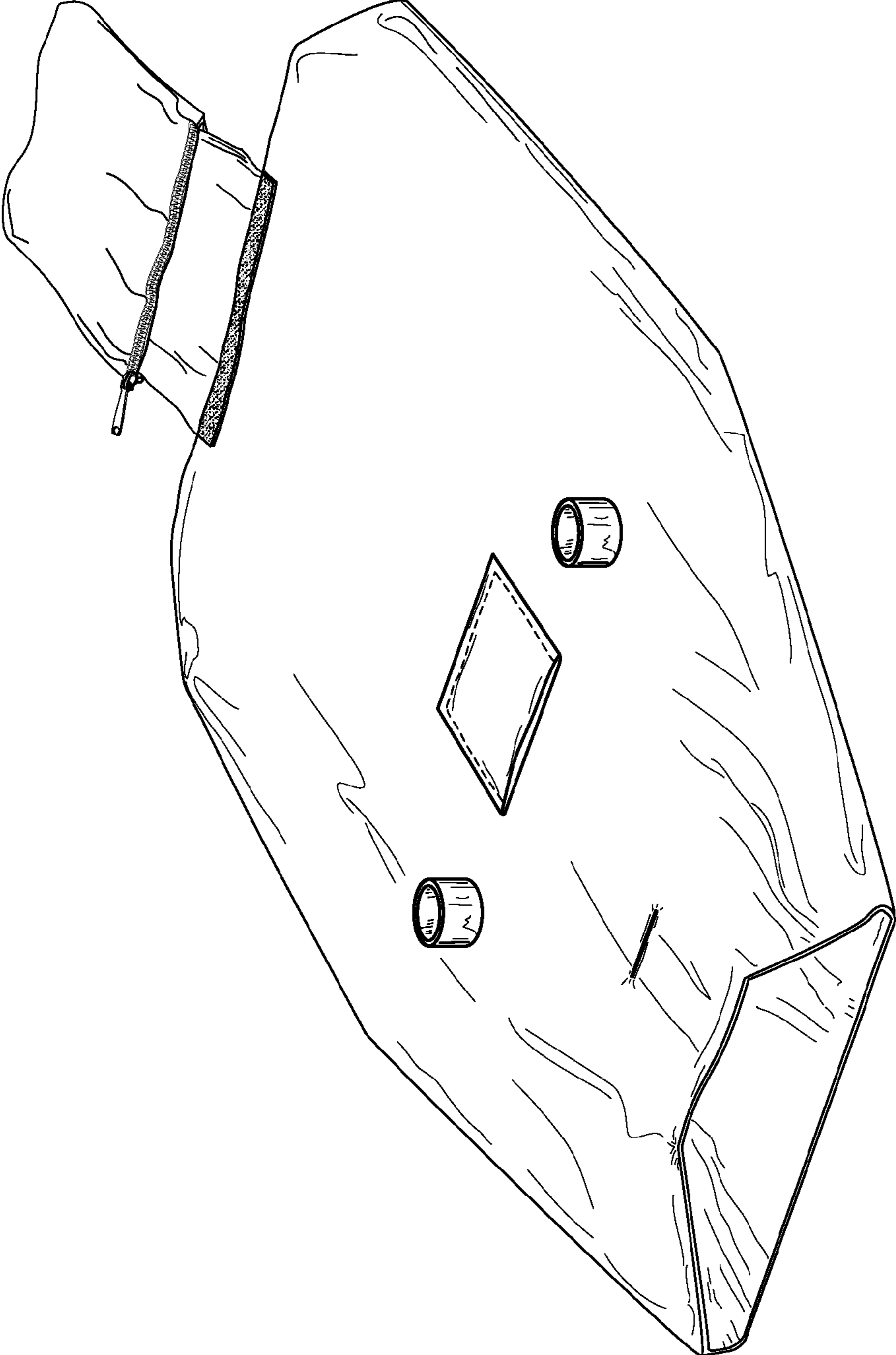


FIG. 1

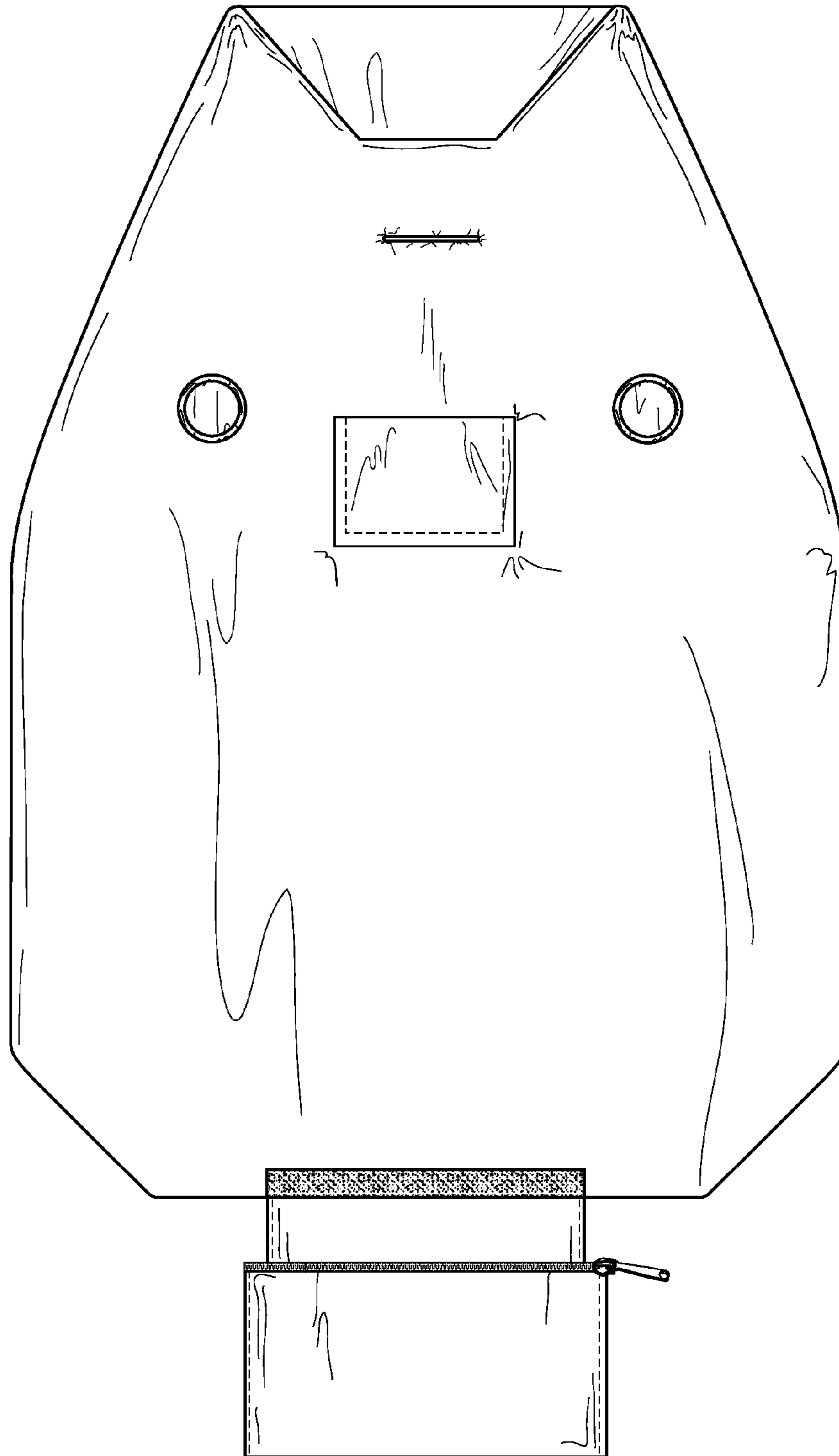


FIG. 2

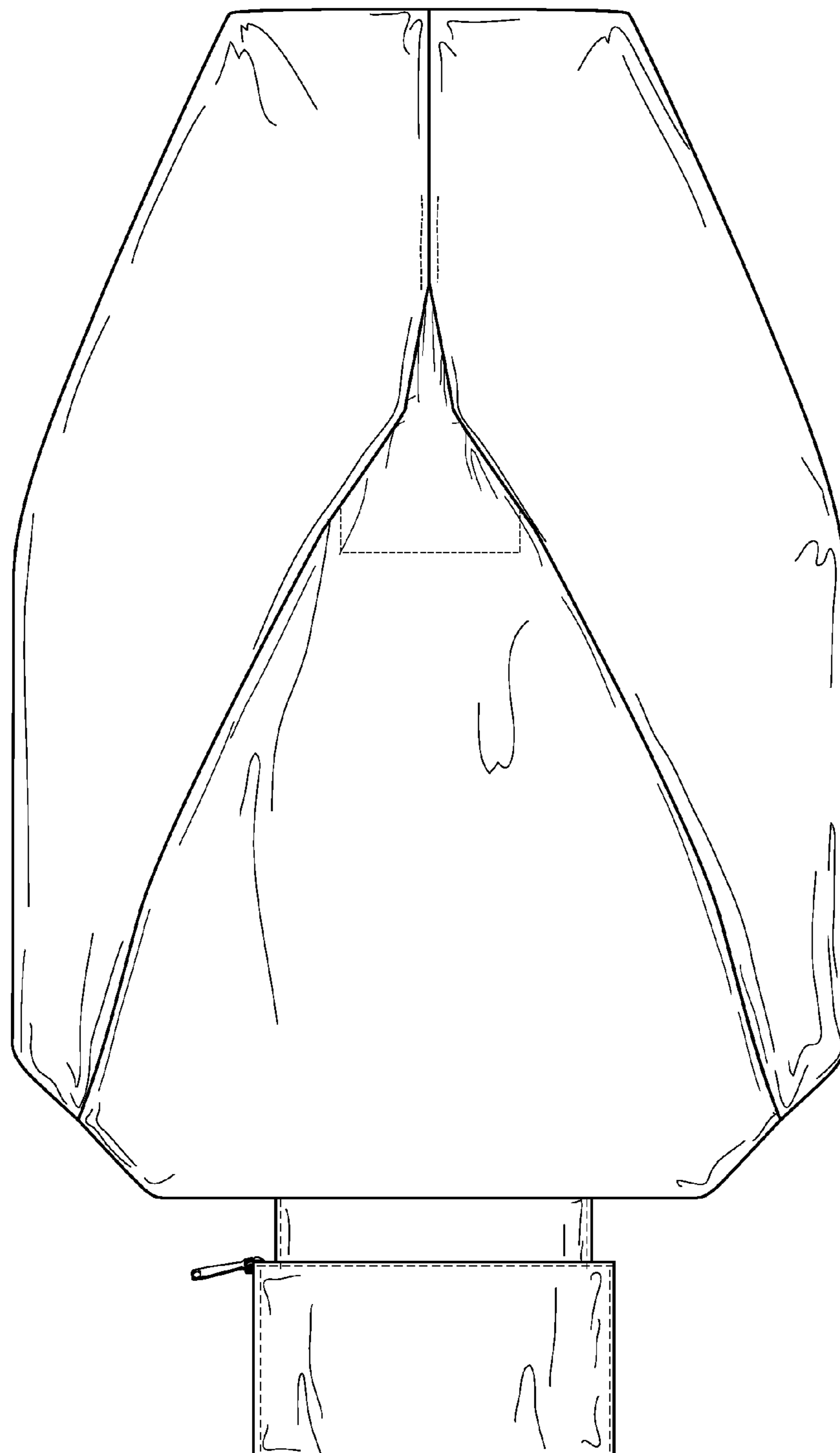


FIG. 3



FIG. 4



FIG. 5



FIG. 6



FIG. 7