



US00D741562S

(12) **United States Design Patent**  
**Cooper**

(10) **Patent No.:** **US D741,562 S**

(45) **Date of Patent:** **\*\* Oct. 20, 2015**

(54) **PAINT SCREEN**

(71) Applicant: **Greg Cooper**, Jacksonville, FL (US)

(72) Inventor: **Greg Cooper**, Jacksonville, FL (US)

(\*\*) Term: **14 Years**

(21) Appl. No.: **29/496,155**

(22) Filed: **Jul. 10, 2014**

(51) **LOC (10) Cl.** ..... **07-07**

(52) **U.S. Cl.**  
USPC ..... **D32/54**

(58) **Field of Classification Search**  
USPC ..... D32/53, 53.1, 54; 15/104.92, 257.06;  
220/695, 702

CPC ..... B05C 21/00; B44D 3/126; E06C 7/14;  
E06C 7/146

See application file for complete search history.

D305,819 S \* 1/1990 Yonkman ..... D32/54  
6,119,303 A \* 9/2000 Passafiume ..... B44D 3/128  
15/257.06

6,199,718 B1 3/2001 Ellis  
7,036,182 B2 5/2006 Bukovitz et al.  
7,137,168 B2 \* 11/2006 Mann ..... B44D 3/128  
15/257.06

D535,794 S \* 1/2007 Lundy ..... D32/53.1  
7,669,273 B2 \* 3/2010 Douglas ..... B05C 17/0212  
15/230.11

7,784,145 B1 8/2010 Prokop  
2014/0106078 A1 4/2014 Childs

\* cited by examiner

*Primary Examiner* — Robin V Webster

(74) *Attorney, Agent, or Firm* — Lawrence J. Gibney, Jr.;  
Mitch Ghaneie

(57) **CLAIM**

The ornamental design for paint screen, as shown and described.

**DESCRIPTION**

FIG. 1 is a top isometric elevational view of a paint screen showing my new design;

FIG. 2 is a bottom isometric elevational view thereof;

FIG. 3 is a top elevational view thereof; and,

FIG. 4 is a side elevational view of the device.

**1 Claim, 4 Drawing Sheets**

(56) **References Cited**

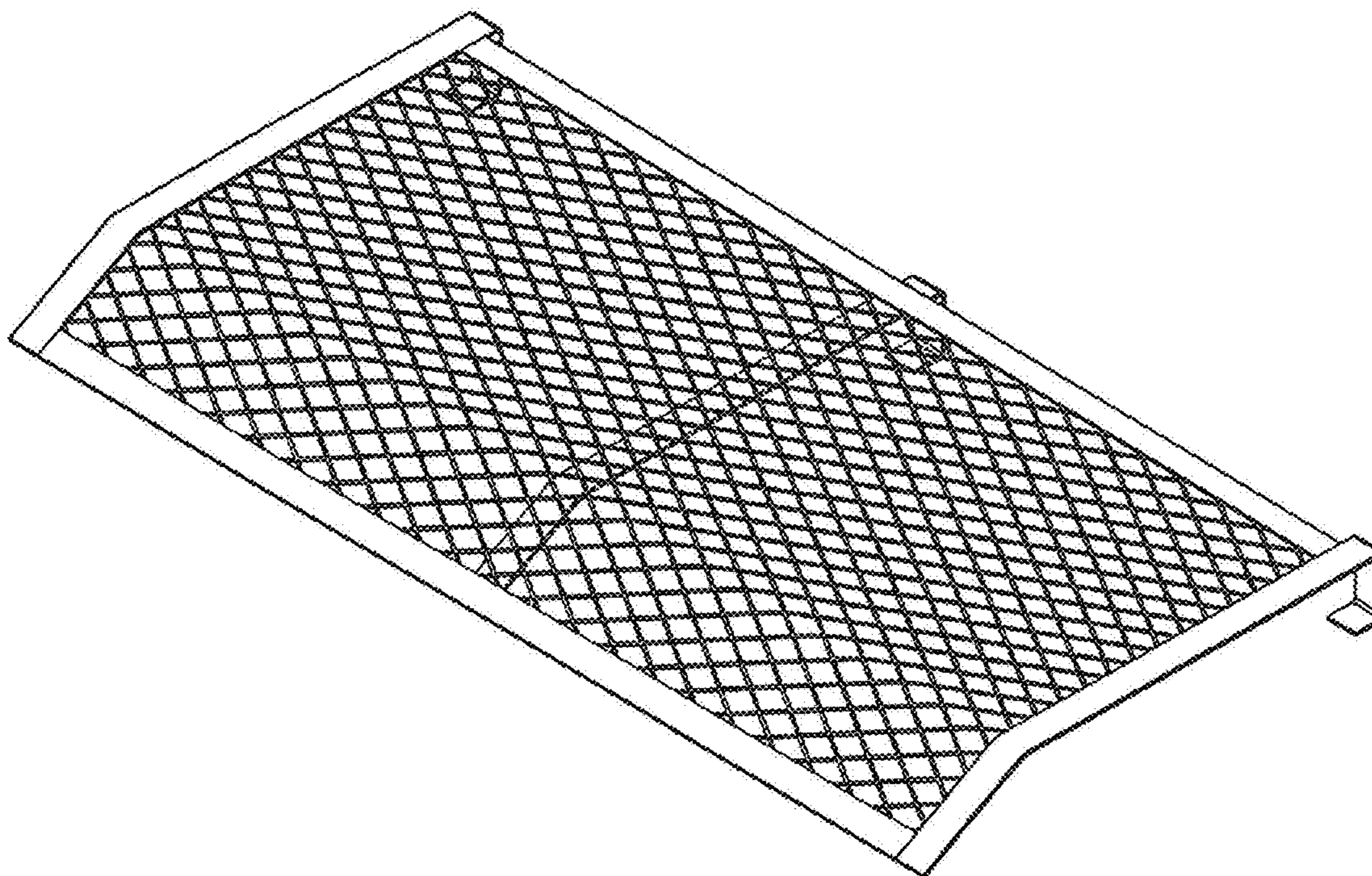
U.S. PATENT DOCUMENTS

2,659,096 A \* 11/1953 Mencfeldowski, Jr. .. B44D 3/10  
15/257.06

3,394,425 A \* 7/1968 Welt ..... B44D 3/126  
15/257.06

D264,147 S \* 5/1982 Heath ..... D32/54

D288,492 S \* 2/1987 Rolin ..... D32/46



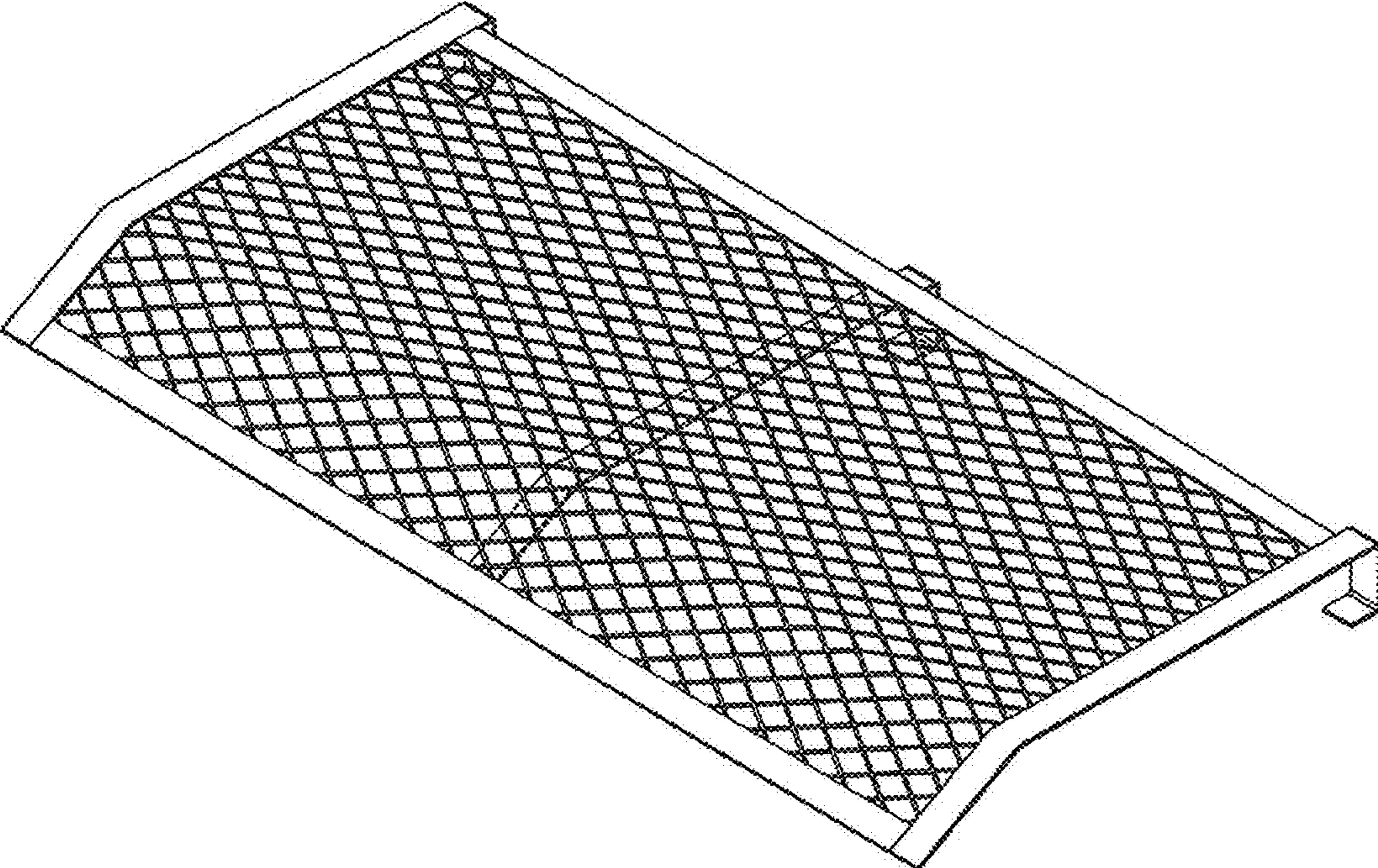


Figure 1



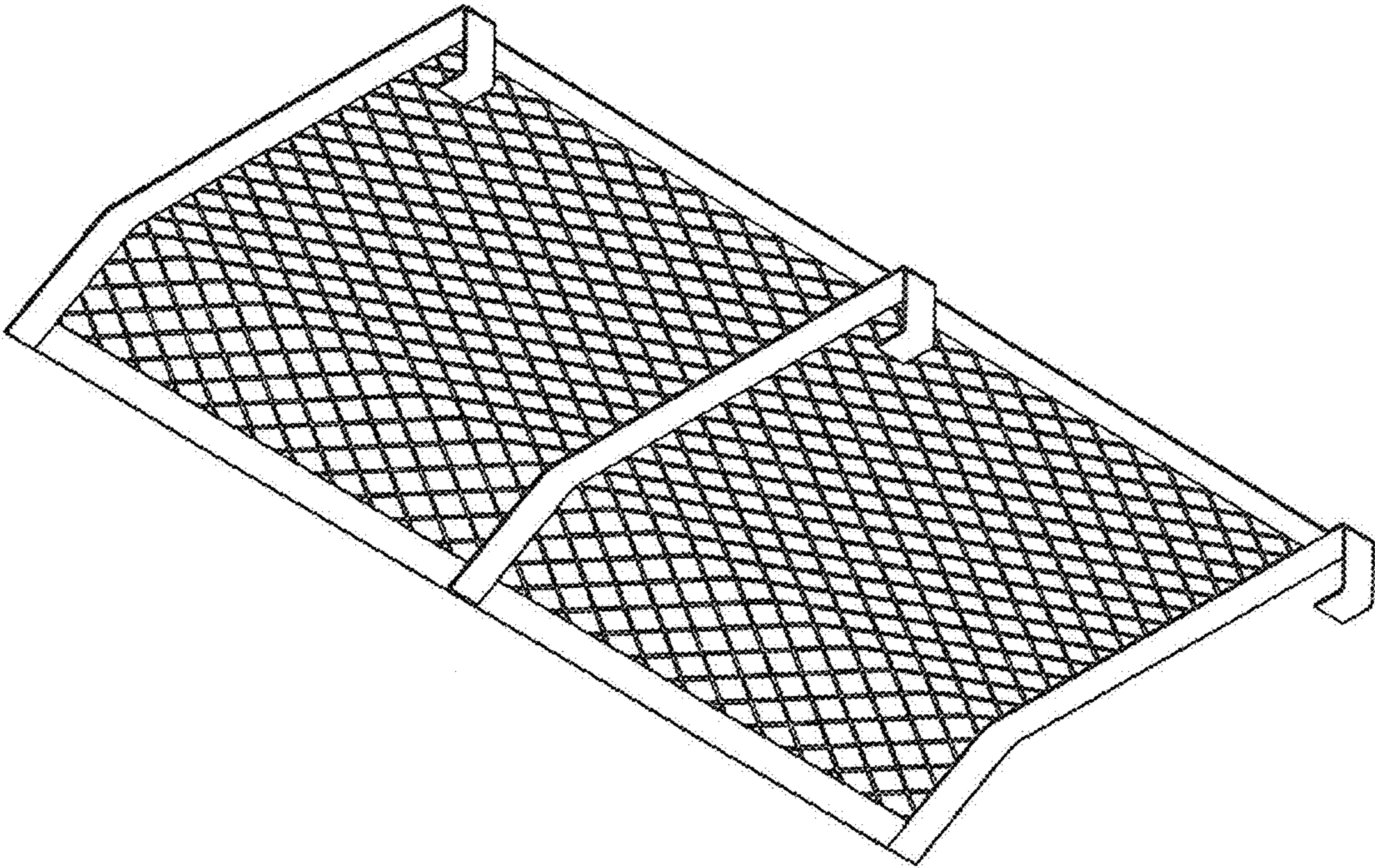


Figure 2

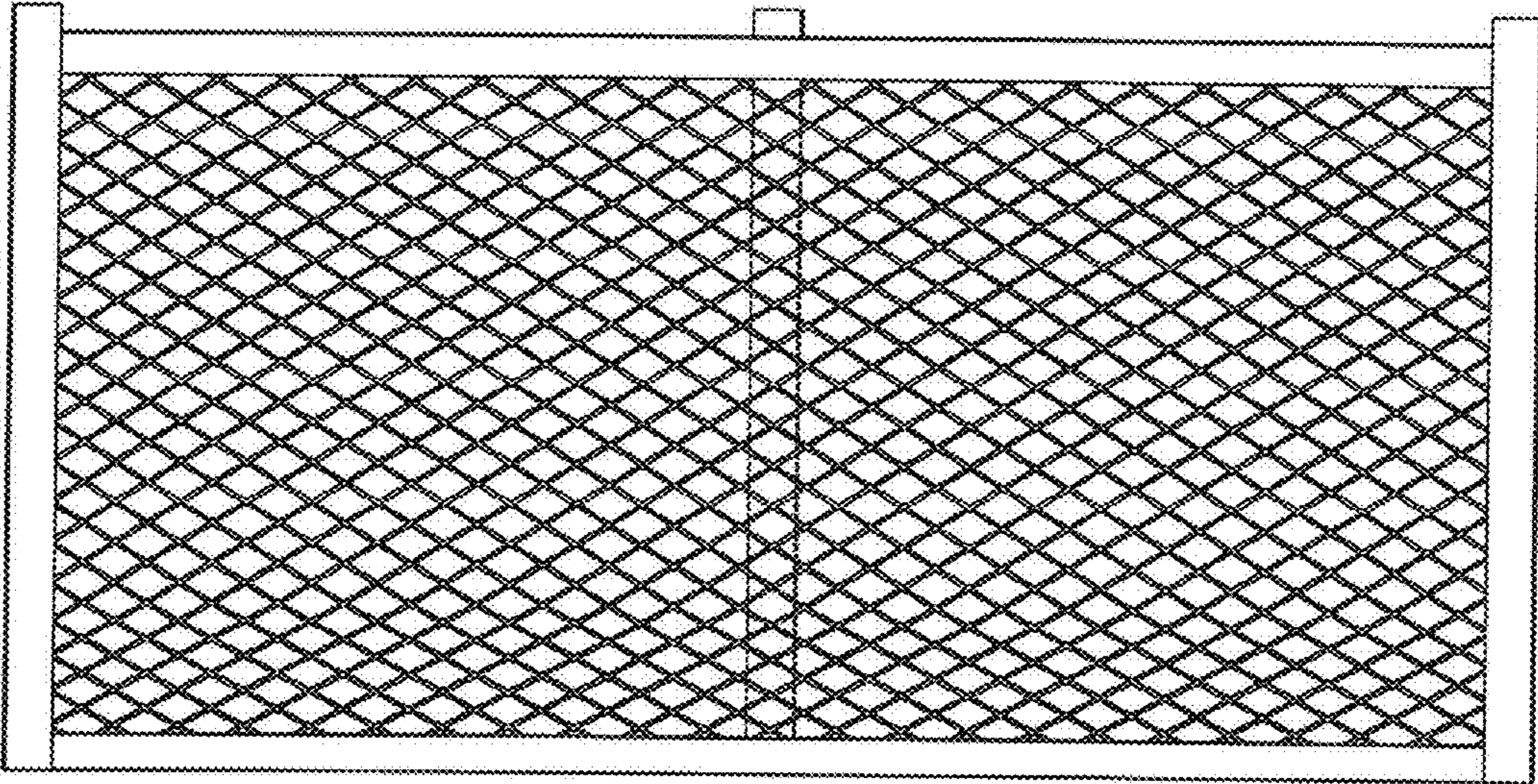


Figure 3



Figure 4