



US00D741547S

(12) **United States Design Patent**  
**Choi**

(10) **Patent No.:** **US D741,547 S**  
(45) **Date of Patent:** **\*\* Oct. 20, 2015**

- (54) **SCRAPER FOR NAIL ART**
- (71) Applicant: **KONAD CO., LTD.**, Incheon (KR)
- (72) Inventor: **Dae Tong Choi**, Incheon (KR)
- (73) Assignee: **KONAD CO., LTD.**, Incheon (KR)
- (\*\*) Term: **14 Years**

D490,570	S	*	5/2004	Boyd	.....	D28/57
D513,813	S	*	1/2006	Avery	.....	D28/44.1
D545,518	S	*	6/2007	Ayala	.....	D32/46
D624,262	S	*	9/2010	Gringer	.....	D32/46
D624,720	S	*	9/2010	Motsenbocker	.....	D32/46
7,874,298	B2	*	1/2011	Malick	.....	132/200
2002/0152572	A1	*	10/2002	Steinmetz et al.	.....	15/236.01
2004/0200496	A1	*	10/2004	Choi	.....	132/200
2013/0104921	A1	*	5/2013	Shammami	.....	132/73

- (21) Appl. No.: **29/479,035**
- (22) Filed: **Jan. 10, 2014**

- (30) **Foreign Application Priority Data**  
Nov. 26, 2013 (KR) ..... 30-2013-0059412
- (51) **LOC (10) Cl.** ..... **28-03**
- (52) **U.S. Cl.**  
USPC ..... **D28/57; D32/46**
- (58) **Field of Classification Search**  
USPC ..... D27/57, 59, 44-44.2; D32/46-49;  
15/236.01, 236.02, 237; 132/200  
CPC . A45D 2029/005; A45D 29/17; A45D 27/44;  
A45D 29/00  
See application file for complete search history.

- (56) **References Cited**  
U.S. PATENT DOCUMENTS  
D170,035 S \* 7/1953 Troya ..... D28/59  
D221,244 S \* 7/1971 Lawrence ..... D32/46  
D276,564 S \* 11/1984 Leininger ..... D32/46  
D402,514 S \* 12/1998 Killins ..... D8/16

**OTHER PUBLICATIONS**

Konad Nail art scrapers, internet search Google, date range Jan. 1, 2011-Jan. 1, 2013.\*

\* cited by examiner

*Primary Examiner* — Jennifer Rivard  
(74) *Attorney, Agent, or Firm* — IPLA P.A.; James E. Bame

(57) **CLAIM**  
The ornamental design for a scraper for nail art, as shown and described.

**DESCRIPTION**

FIG. 1 is a perspective view of my design;  
FIG. 2 is a front elevational view thereof;  
FIG. 3 is a rear elevational view thereof;  
FIG. 4 is a left side elevational view thereof;  
FIG. 5 is a right side elevational view thereof;  
FIG. 6 is a top plan view thereof; and,  
FIG. 7 is a bottom plan view thereof.

**1 Claim, 3 Drawing Sheets**



FIG. 1





FIG. 2




FIG. 3




FIG. 4




FIG. 5




FIG. 6




FIG. 7

