



US00D741545S

(12) **United States Design Patent**
Oriol Pérez

(10) **Patent No.:** **US D741,545 S**
(45) **Date of Patent:** **** Oct. 20, 2015**

(54) **HAIR DRYER**

(71) Applicant: **Industrias Oriol 1942, S.L.**, Barcelona (ES)

(72) Inventor: **Miquel Oriol Pérez**, Barcelona (ES)

(73) Assignee: **Industrias Oriol 1942, S.L.**, Barcelona (ES)

(**) Term: **14 Years**

(21) Appl. No.: **29/498,792**

(22) Filed: **Aug. 7, 2014**

(51) **LOC (10) Cl.** **28-03**

(52) **U.S. Cl.**
USPC **D28/18**

(58) **Field of Classification Search**
USPC D28/12-19; 34/96-101; 392/380-385;
219/222

CPC A45D 20/12; A45D 20/00
See application file for complete search history.

(56) **References Cited**

U.S. PATENT DOCUMENTS

2,488,227	A *	11/1949	Nelson	34/99
2,573,445	A *	10/1951	Hutcheson	392/383
2,913,833	A *	11/1959	Glantz	34/97
D292,325	S *	10/1987	Maass	D28/12
D292,326	S *	10/1987	Maass	D28/12
D440,353	S *	4/2001	Johnson	D28/12

* cited by examiner

Primary Examiner — Zenia Bennett

(74) *Attorney, Agent, or Firm* — Davis & Bujold, P.L.L.C.;
Michael J. Bujold


(57) **CLAIM**

The ornamental design for a hair dryer, as shown and described.

DESCRIPTION

FIG. 1 is a perspective view of a hair dryer, showing my new design from the top and right side;
FIG. 2 is a front elevational view thereof;
FIG. 3 is a bottom plan view thereof;
FIG. 4 is a rear elevational view thereof;
FIG. 5 is a right side elevational view thereof, the left side being a mirror image; and,
FIG. 6 is a top plan view thereof.

1 Claim, 6 Drawing Sheets






Fig. 1



Fig. 2



Fig. 3



Fig. 4

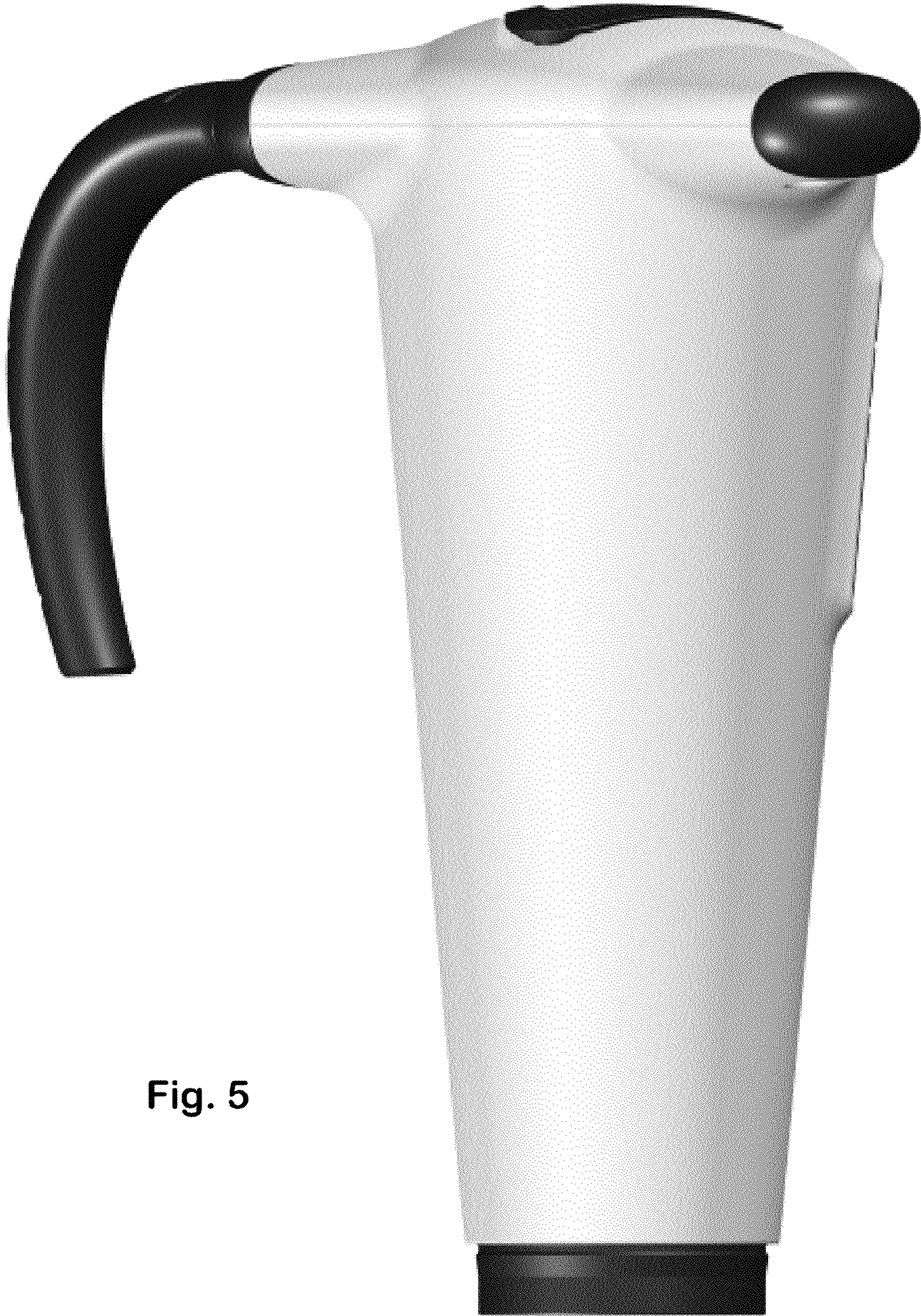


Fig. 5



Fig. 6