

US00D741504S

(12) **United States Design Patent**
Wysock et al.

(10) **Patent No.:** **US D741,504 S**
(45) **Date of Patent:** **** Oct. 20, 2015**

- (54) **DOOR FACING**
- (71) Applicant: **Masonite Corporation**, Tampa, FL (US)
- (72) Inventors: **Gregory J. Wysock**, Huntley, IL (US);
Timothy D. Gouge, Elgin, IL (US)
- (73) Assignee: **Masonite Corporation**, Tampa, FL (US)
- (**) Term: **14 Years**
- (21) Appl. No.: **29/507,513**
- (22) Filed: **Oct. 28, 2014**

Related U.S. Application Data

- (63) Continuation of application No. 29/471,382, filed on Oct. 31, 2013, now Pat. No. Des. 716,473.
- (51) **LOC (10) Cl.** **25-02**
- (52) **U.S. Cl.**
USPC **D25/48.3**
- (58) **Field of Classification Search**
USPC D25/48.3; 52/455, 784.13; 49/504
See application file for complete search history.

References Cited

U.S. PATENT DOCUMENTS

- 4,030,246 A * 6/1977 Naylor 49/501
- D530,431 S 10/2006 Walsh et al.

- D582,565 S * 12/2008 Colston et al. D25/48.3
- D607,579 S 1/2010 Walsh et al.
- D616,109 S 5/2010 Steiber et al.
- D617,005 S 6/2010 Mullet
- 2011/0036036 A1 2/2011 Thompson et al.
- 2011/0107703 A1 5/2011 Mullet

* cited by examiner

Primary Examiner — Doris Clark

(74) *Attorney, Agent, or Firm* — Berenato & White, LLC

(57) **CLAIM**

The ornamental design for a door facing, as shown and described.

DESCRIPTION

FIG. 1 is a front perspective view of our design;
 FIG. 2 is a front elevational view, with the rear being planar;
 FIG. 3 is an enlarged fragmentary elevational view of a portion of FIG. 2;
 FIG. 4 is a front perspective view of a second embodiment of our design;
 FIG. 5 is a front elevational view of FIG. 4, with the rear being planar; and,
 FIG. 6 is an enlarged fragmentary elevational view of a portion of FIG. 5.

1 Claim, 6 Drawing Sheets




Fig. 1



Fig. 2




Fig. 3

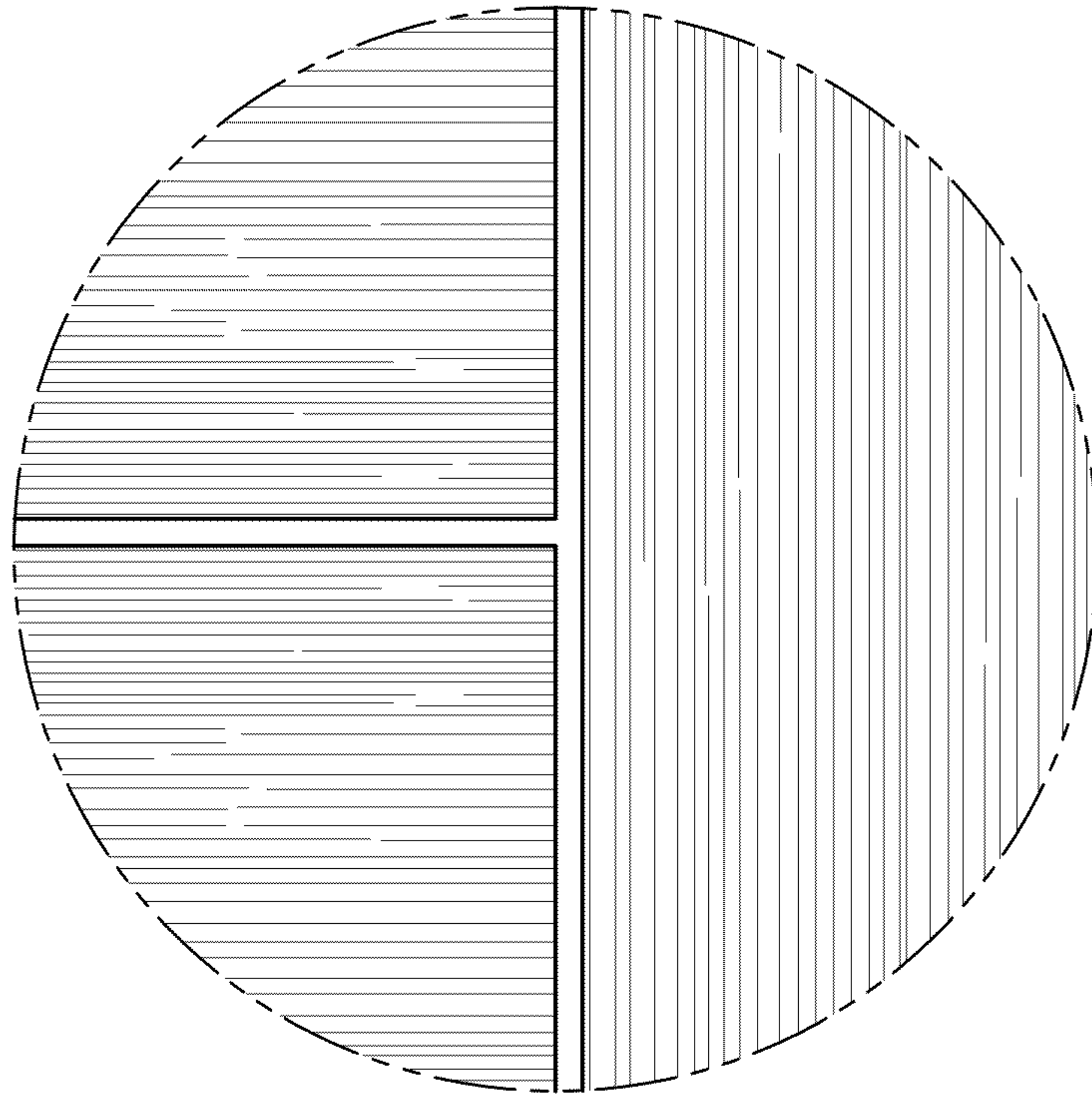


Fig. 4




Fig. 5

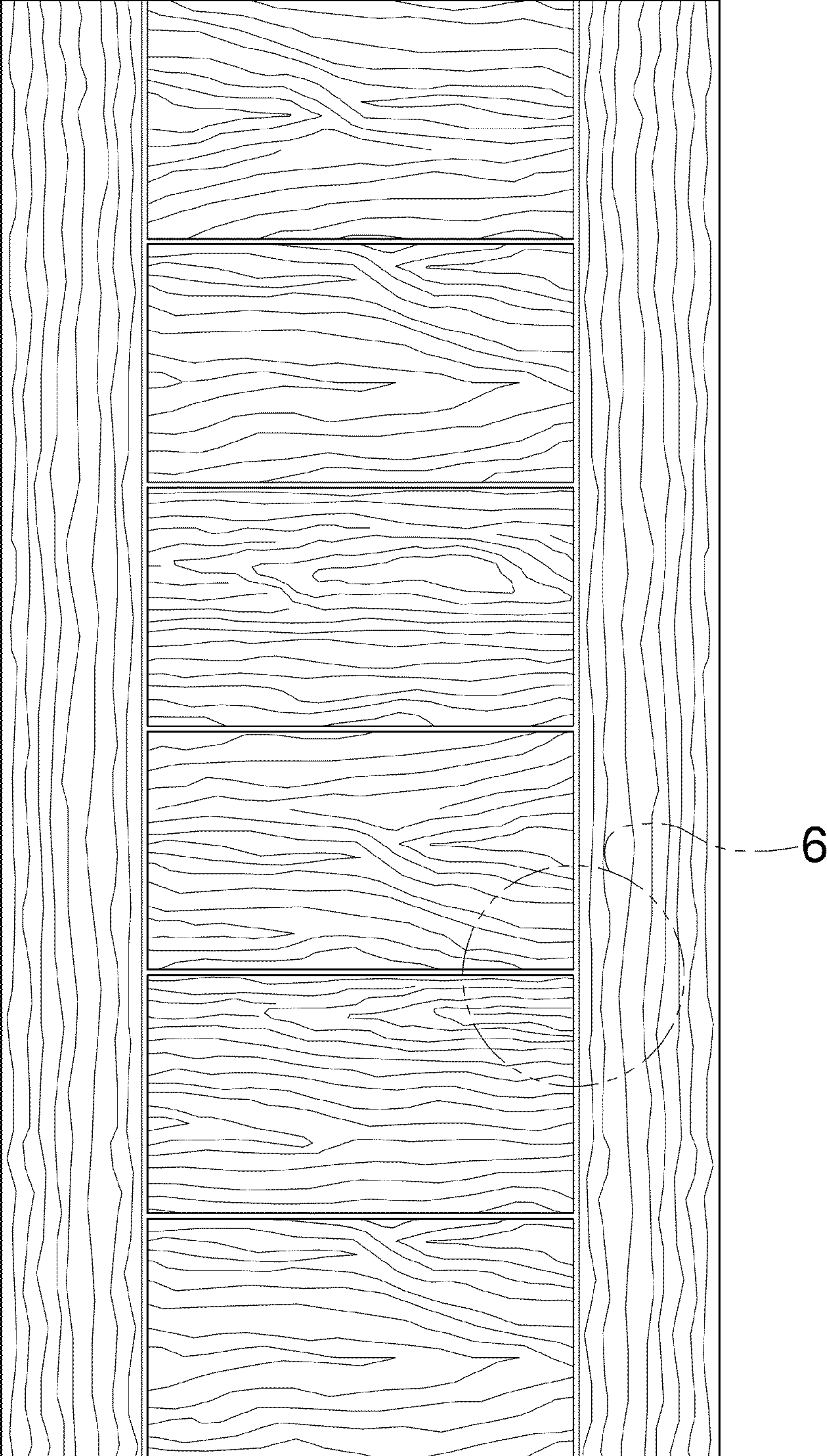


Fig. 6

