



US00D741498S

(12) **United States Design Patent**
Kawahara et al.

(10) **Patent No.:** **US D741,498 S**
(45) **Date of Patent:** **** Oct. 20, 2015**

(54) **THERAPEUTIC EYELID PATCH WITH
ADHESIVE LAYER CONTAINING
THERAPEUTIC MEDICINES**

(71) Applicants: **NICHIBAN CO., LTD.**, Tokyo (JP);
SENJU USA, INC., Woodland Hills, CA
(US)

(72) Inventors: **Koji Kawahara**, Saitama (JP); **Takao
Hiraoka**, Aichi (JP); **Chihiro
Kenmochi**, Aichi (JP); **Takahiro
Ogawa**, Woodland Hills, CA (US)

(73) Assignees: **NICHIBAN CO., LTD.** (JP); **SENJU
USA, INC.** (JP)

(**) Term: **14 Years**

(21) Appl. No.: **29/479,970**

(22) Filed: **Jan. 22, 2014**

(30) **Foreign Application Priority Data**

Jul. 26, 2013 (JP) 2013-017032

(51) **LOC (10) Cl.** **24-04**

(52) **U.S. Cl.**
USPC **D24/189**

(58) **Field of Classification Search**
USPC D24/101, 103, 104, 118, 127, 187-192,
D24/200, 212, 213, 218; D29/120.1;
128/200.24, 203.12, 848; 206/390,
206/441; 602/21, 22, 41, 55, 75, 79;
606/199, 204.45; 607/135

CPC A61F 9/04
See application file for complete search history.

(56) **References Cited**

U.S. PATENT DOCUMENTS

2,165,668 A * 7/1939 Vaccaro 2/15
2,283,752 A * 5/1942 Gonsett 2/15
2,527,947 A * 10/1950 Loos 604/294
2,572,638 A * 10/1951 Loos 128/858

4,719,909 A * 1/1988 Micchia et al. 128/858
4,793,003 A * 12/1988 Riedel et al. 2/15
4,944,040 A * 7/1990 Riedel et al. 2/15
D355,489 S * 2/1995 Almond D24/189
5,918,600 A * 7/1999 Durette 128/857
6,034,293 A * 3/2000 Stamler 602/41
D544,607 S * 6/2007 Henry et al. D24/189
D570,488 S * 6/2008 Kirksey et al. D24/189
7,496,968 B2 * 3/2009 Head 2/15
D639,441 S * 6/2011 Sferle D24/189
D721,181 S * 1/2015 Schiebl D24/189

* cited by examiner

Primary Examiner — Robert M Spear

Assistant Examiner — Darcey E Heflin

(74) *Attorney, Agent, or Firm* — Adams & Wilks

(57) **CLAIM**

The ornamental design for a therapeutic eyelid patch with adhesive layer containing therapeutic medicines, as shown and described.

DESCRIPTION

FIG. 1 is a front, right perspective view of a therapeutic eyelid patch with adhesive layer containing therapeutic medicines showing our new design;

FIG. 2 is a front view thereof;

FIG. 3 is a top plan view thereof, the bottom being a mirror image thereof;

FIG. 4 is a rear view thereof;

FIG. 5 is a right side elevational view thereof;

FIG. 6 is a left side elevational view thereof;

FIG. 7 is a front, right perspective view thereof showing the top layer partly peeled back; and,

FIG. 8 is a perspective view thereof with the top layer peeled away, the broken line showing a person's head illustrating an environment of use and forming no part of the claimed design.

The therapeutic eyelid patch consists of three transparent layers. A feature of the design is that the inner surface of the top layer has a matte finish, and the transparency of the top layer appears duller and less transparent in the region thereof that is spaced from the middle layer, the duller transparency being denoted by fine stippling.

1 Claim, 3 Drawing Sheets

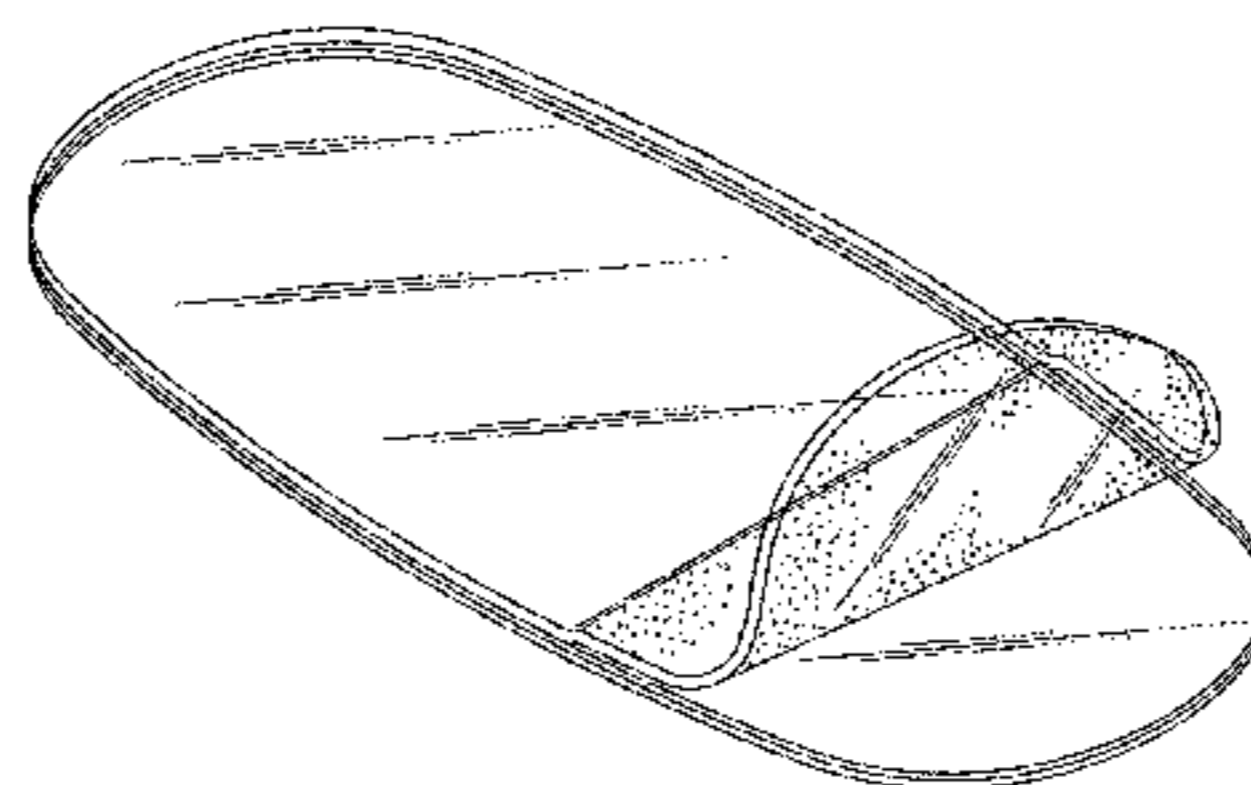


FIG. 1

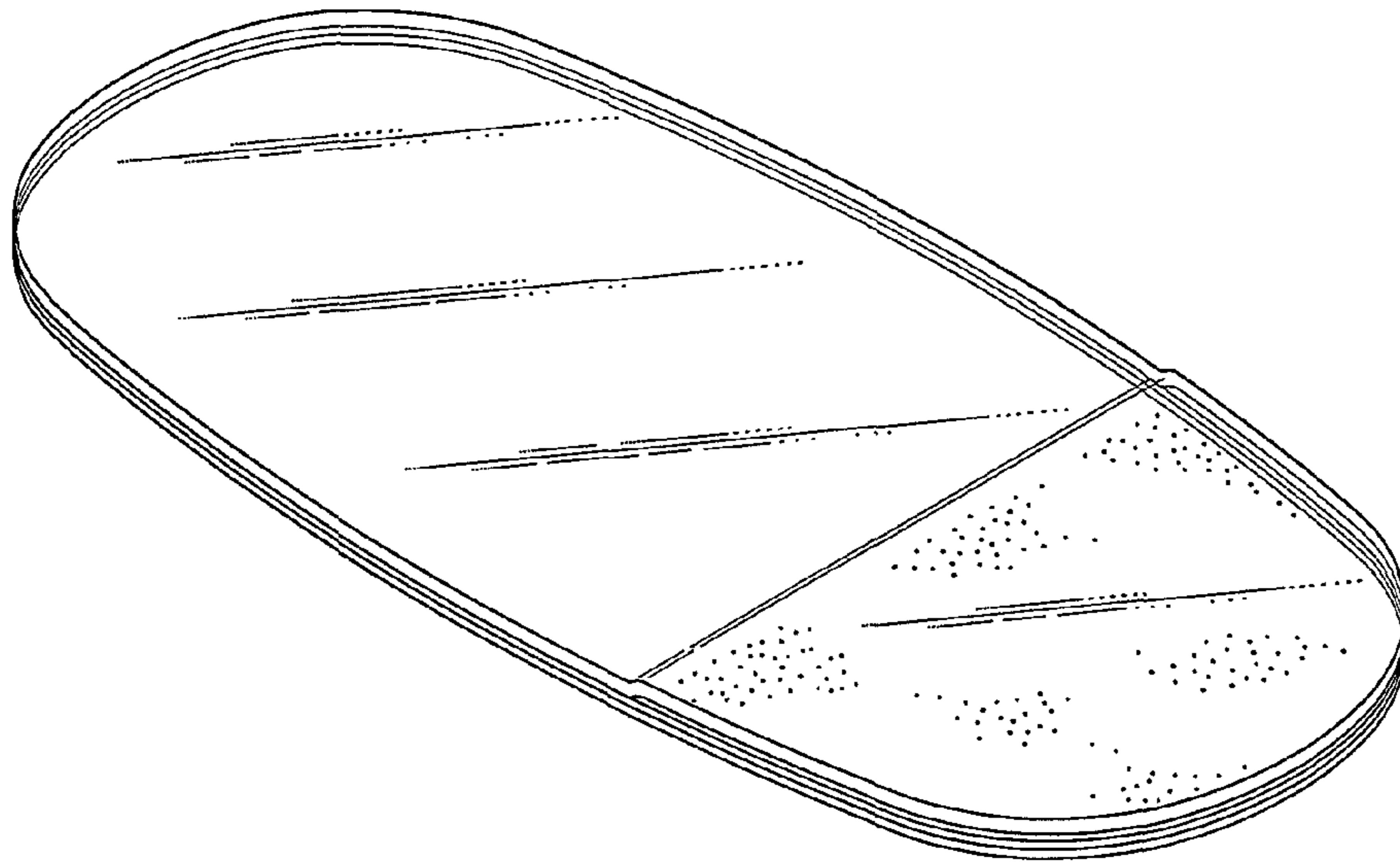


FIG. 2

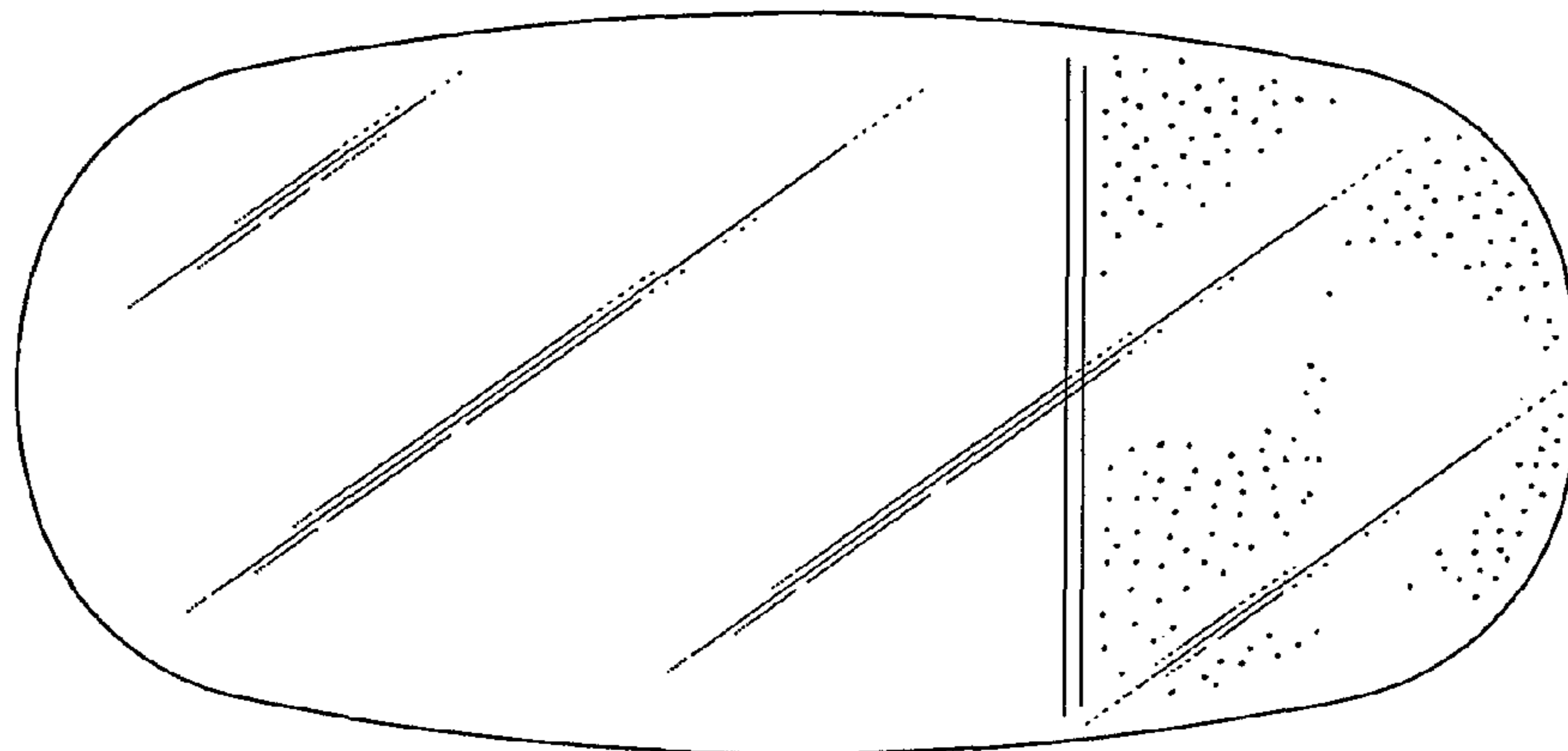


FIG. 3

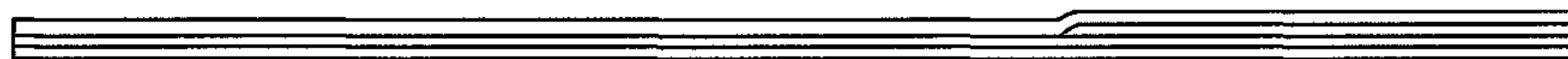


FIG. 4

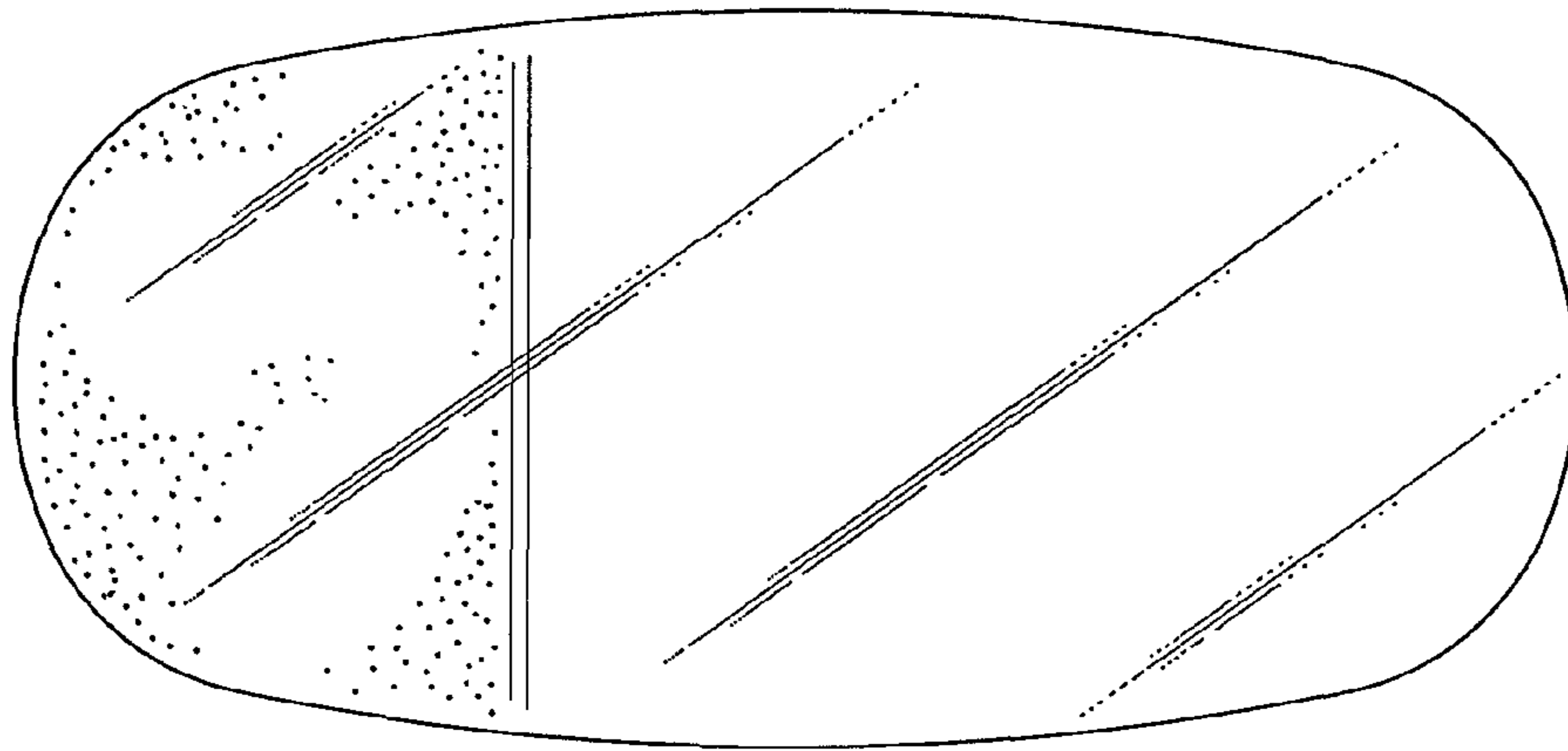


FIG. 5




FIG. 6




FIG. 7

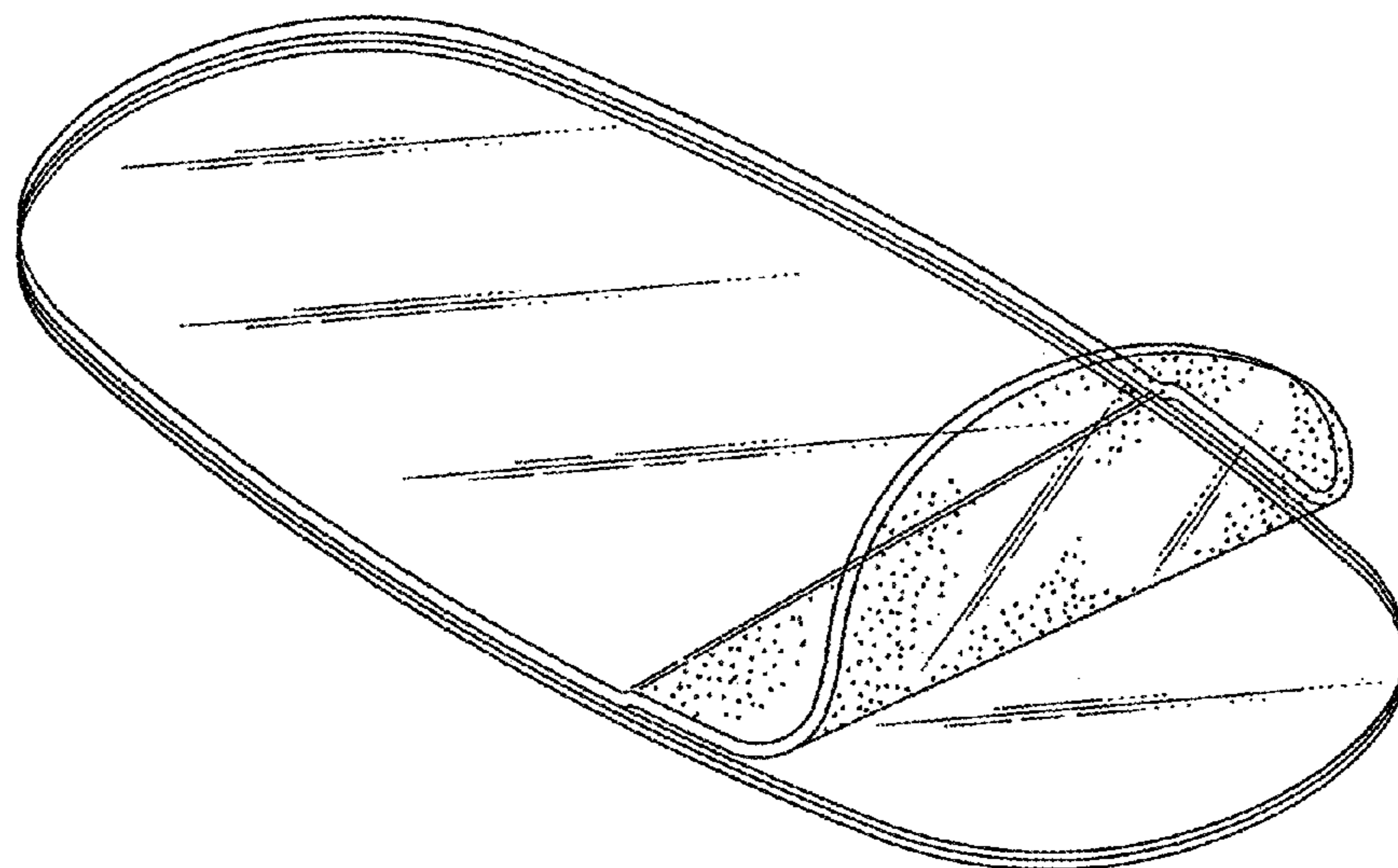


FIG. 8

