US00D741495S

(12) United States Design Patent

Snyder et al.

(10) Patent No.: US D741,495 S
(45) Date of Patent: ** Oct. 20, 2015

(54) **FLUID FLOW SINKER AND FLUID FLOW SINKER ASSEMBLY**

(71) Applicant: **SAINT-GOBAIN PERFORMANCE PLASTICS CORPORATION**, Aurora, MA (US)

(72) Inventors: **Mitchell L. Snyder**, Midland, MI (US); **Thomas R. Nixon**, Au Gres, MI (US)

(73) Assignee: **SAINT-GOBAIN PER.PLASTICS CORPORATION**, Aurora, OH (US)

(**) Term: **14 Years**

(21) Appl. No.: **29/478,106**

(22) Filed: **Dec. 31, 2013**

(51) **LOC (10) Cl.** **24-02**

(52) **U.S. Cl.**
USPC **D24/176**

(58) **Field of Classification Search**
USPC D24/176–178, 108, 112; D7/300.2; 222/464; 166/105.5; D23/258; 433/95–96; 604/246
CPC A61C 17/043; A61C 17/0208; A61C 17/0202; A61C 17/046; A61C 1/0061; A61C 1/0084; A61C 1/052; Y10S 604/902; A61M 1/008; A61M 3/0279; A61M 1/0058; A61M 1/0023; A61M 16/0488; A61M 1/0039; A61M 3/0258
See application file for complete search history.

(56) **References Cited**

U.S. PATENT DOCUMENTS

1,581,508	A		5/1922	Bohmard	
RE26,470	E		10/1968	Deuschle et al.	
3,541,583	A		11/1970	Deuschle	
5,114,342	A	*	5/1992	Young et al.	433/95
5,217,044	A		6/1993	Schulte	
D379,854	S	*	6/1997	Hirsch et al.	D24/112
5,690,487	A	*	11/1997	Whitehouse et al.	433/96
5,743,736	A		4/1998	Folko et al.	
5,931,670	A	*	8/1999	Davis	433/91
6,156,004	A		12/2000	Tremaine et al.	
6,183,254	B1	*	2/2001	Cohen	433/92
6,193,101	B1		2/2001	Murphy et al.	
6,375,092	B1		4/2002	Banach	
6,602,072	B2	*	8/2003	Burney	433/96

(Continued)

FOREIGN PATENT DOCUMENTS

EP	1477194	A2	11/2004
EP	1253863	B1	9/2007
WO	2013063457	A1	5/2013

Primary Examiner — Wan Laymon
(74) *Attorney, Agent, or Firm* — Abel Law Group, LLP; Chi Suk Kim

(57) **CLAIM**

The ornamental design for a fluid flow sinker and fluid flow sinker assembly, as shown and described.

DESCRIPTION

FIG. **1** is an enlarged perspective view of a fluid flow sinker and fluid flow sinker assembly showing our new design, the fluid flow sinker assembly has been removed for ease of illustration;
FIG. **2** is an enlarged side view thereof;
FIG. **3** is an enlarged top view thereof;
FIG. **4** is an enlarged bottom view thereof;
FIG. **5** is a perspective view of a fluid flow sinker and fluid flow sinker assembly including a fluid flow sinker and a tube in communication with the fluid flow sinker;
FIG. **6** is a side view thereof;
FIG. **7** is a top view thereof; and,
FIG. **8** is a bottom view thereof.
The broken lines shown in the figures are included for the purpose of illustrating portions of the fluid flow sinker and fluid flow sinker assembly and form no part of the claimed design. The tube portion is shown broken away to indicate that any portion of the article beyond what is shown forms no part of the claimed design.

1 Claim, 6 Drawing Sheets

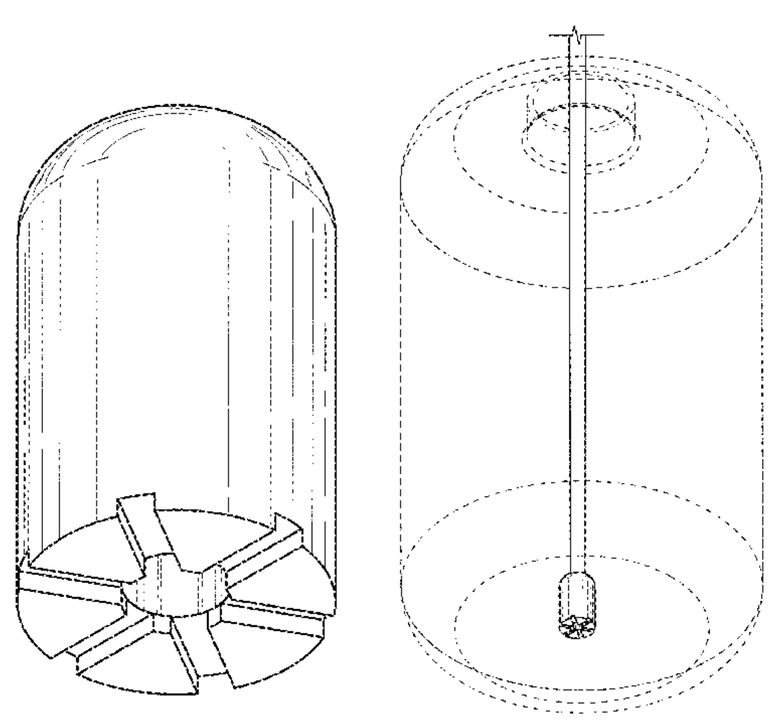

(56) **References Cited**

U.S. PATENT DOCUMENTS

6,821,118	B2 *	11/2004	Schlussel	433/96
6,969,046	B2	11/2005	Streutker et al.	
7,240,810	B2	7/2007	Harrity et al.	
7,335,023	B2	2/2008	Mahlmann	
7,377,780	B2	5/2008	White et al.	
7,648,083	B2	1/2010	Hornsby et al.	
7,942,873	B2	5/2011	Kwan et al.	
D692,143	S	10/2013	shahidi bonjar	
8,545,401	B2	10/2013	Hajarian et al.	
8,603,049	B2	12/2013	Morris et al.	
8,870,568	B1 *	10/2014	Ream	433/93
2003/0134254	A1	7/2003	Filho	
2006/0088800	A1 *	4/2006	Neff et al.	433/91
2006/0259014	A1	11/2006	Yarger	
2008/0145815	A1	6/2008	Hershey et al.	
2012/0001112	A1	1/2012	Alkemade et al.	

* cited by examiner

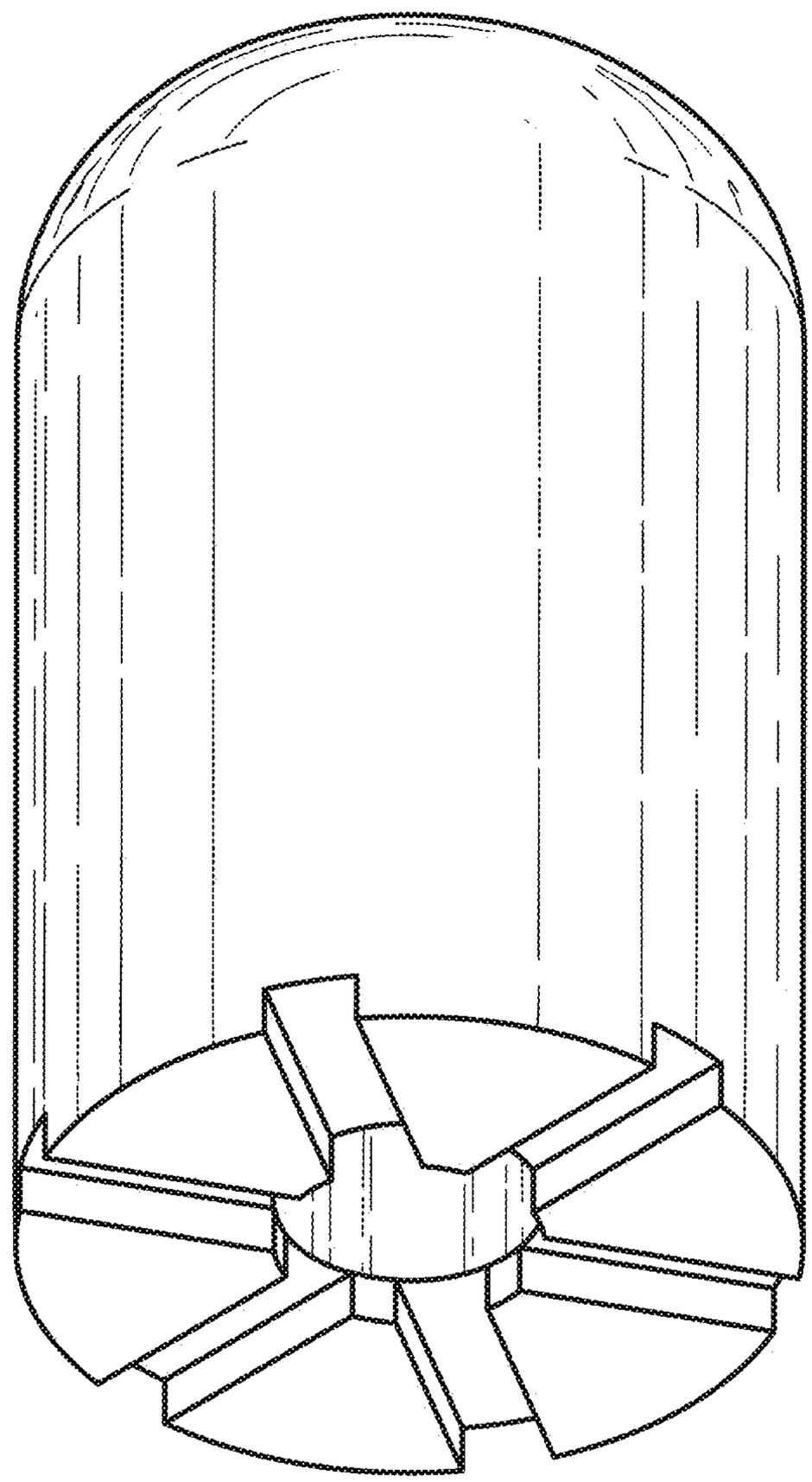

FIG. 1



FIG. 2

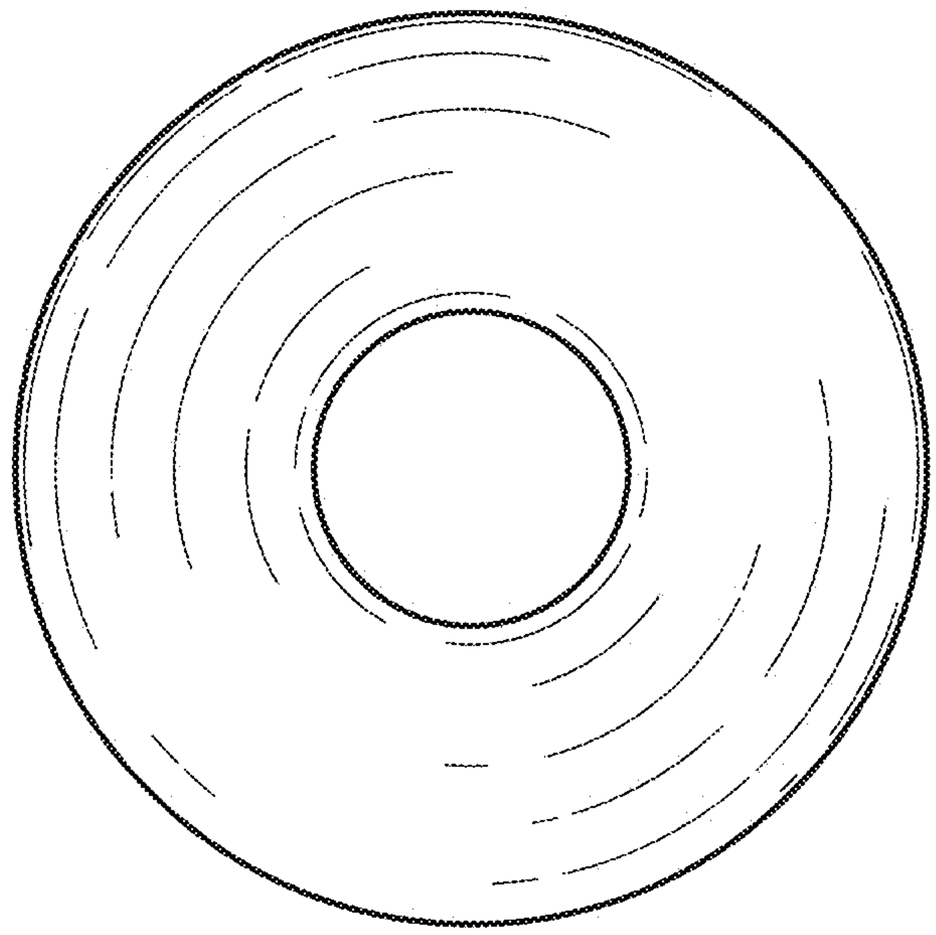

FIG. 3

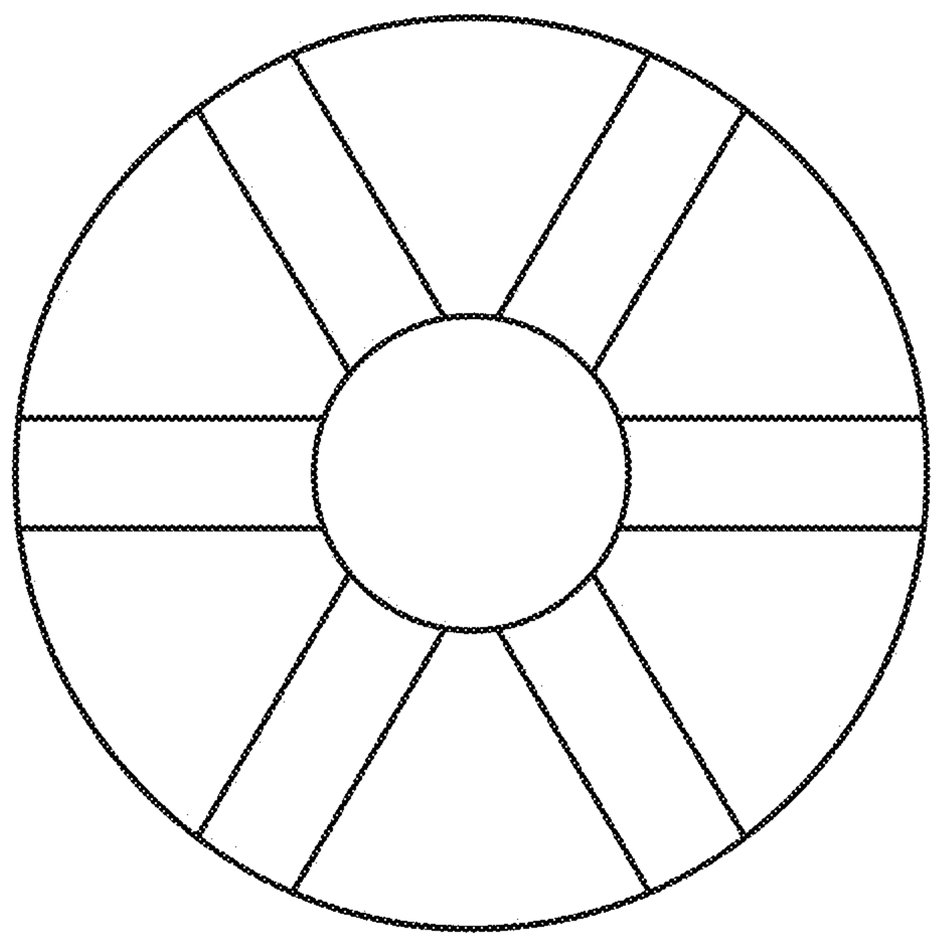

FIG. 4

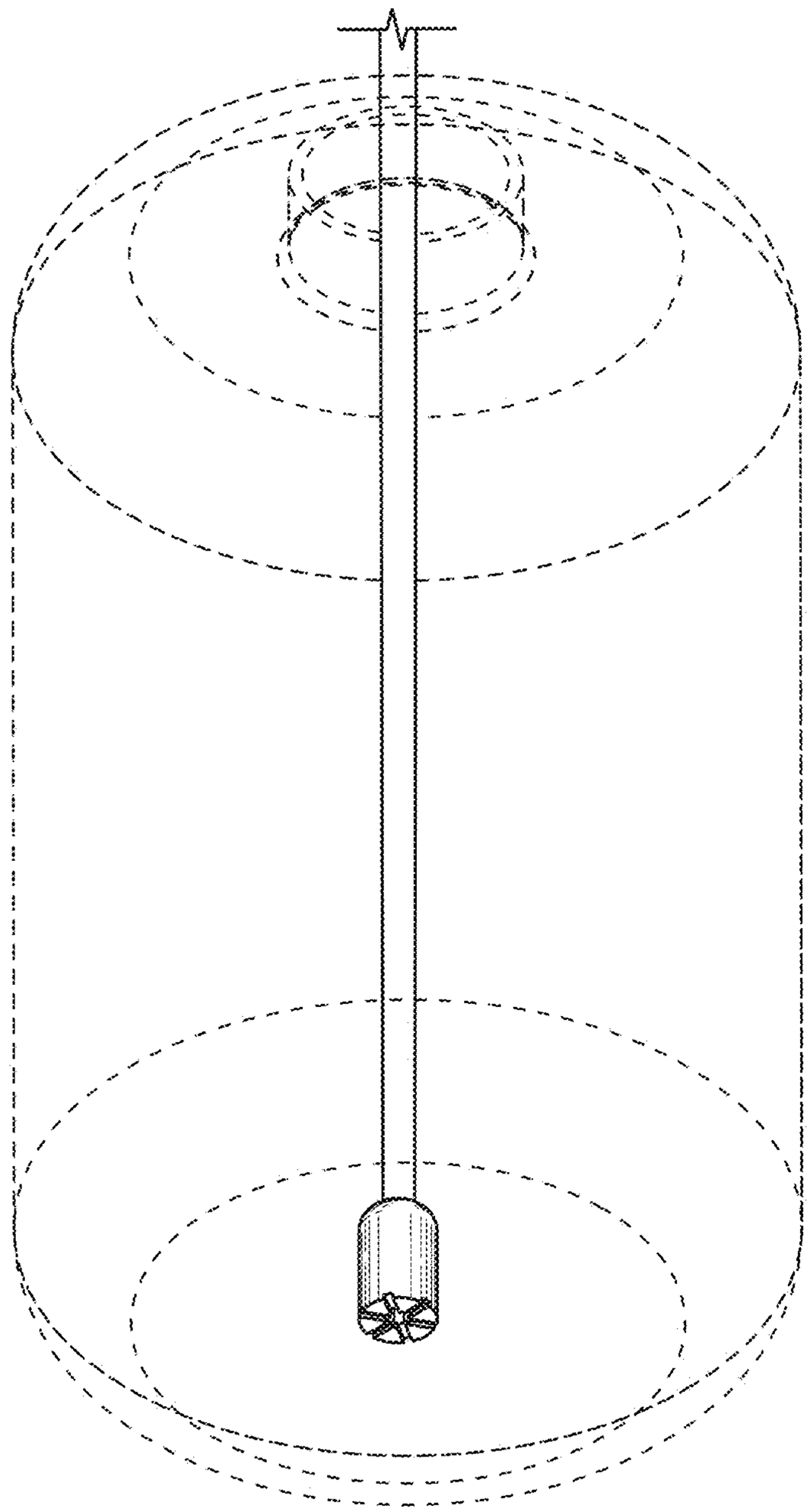

FIG. 5

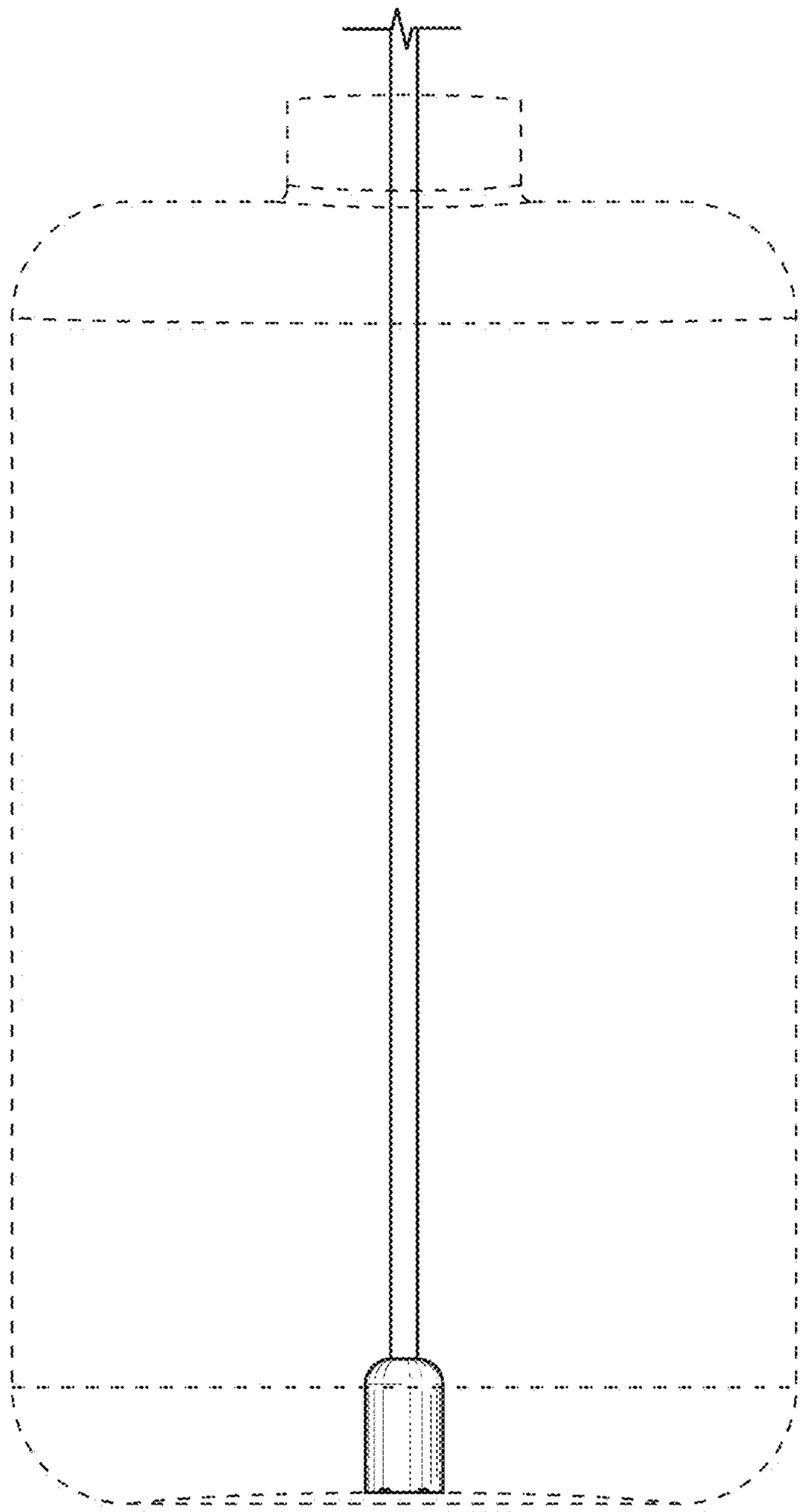

FIG. 6

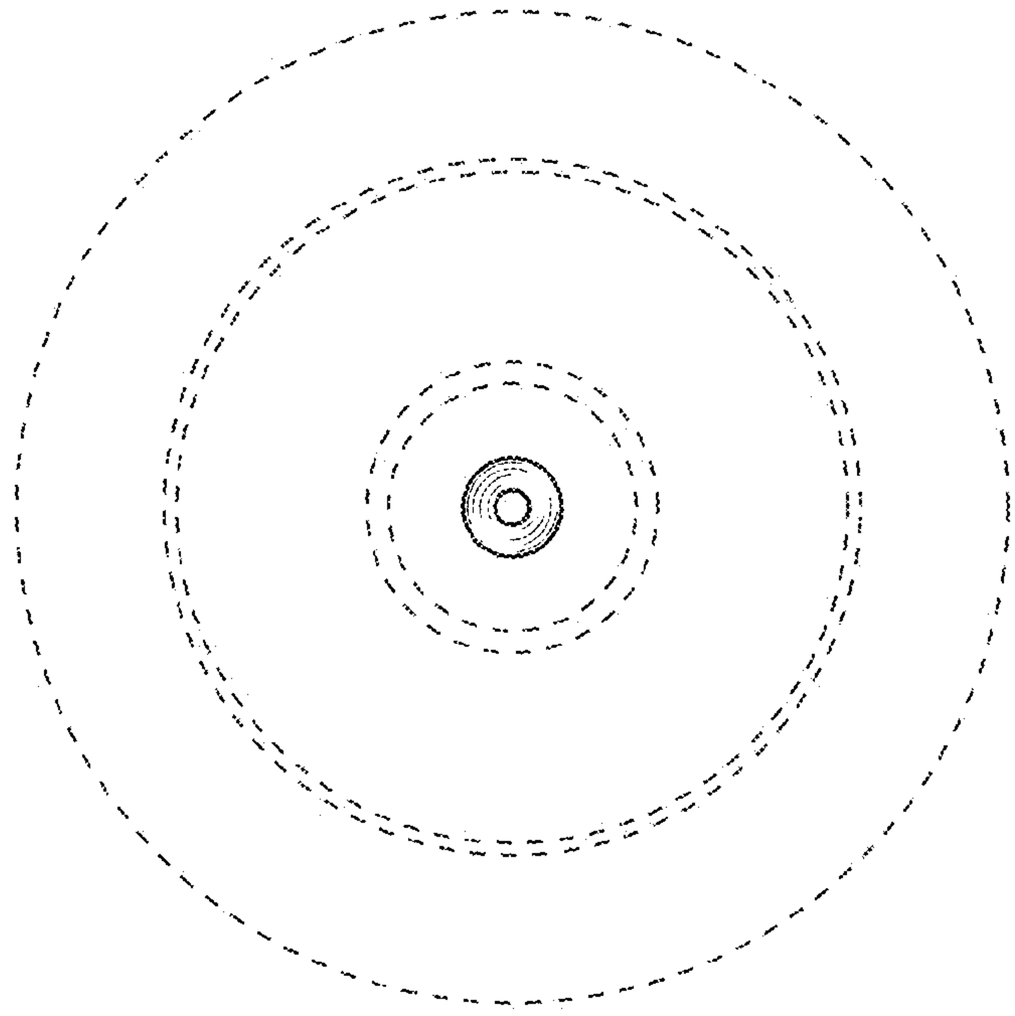

FIG. 7

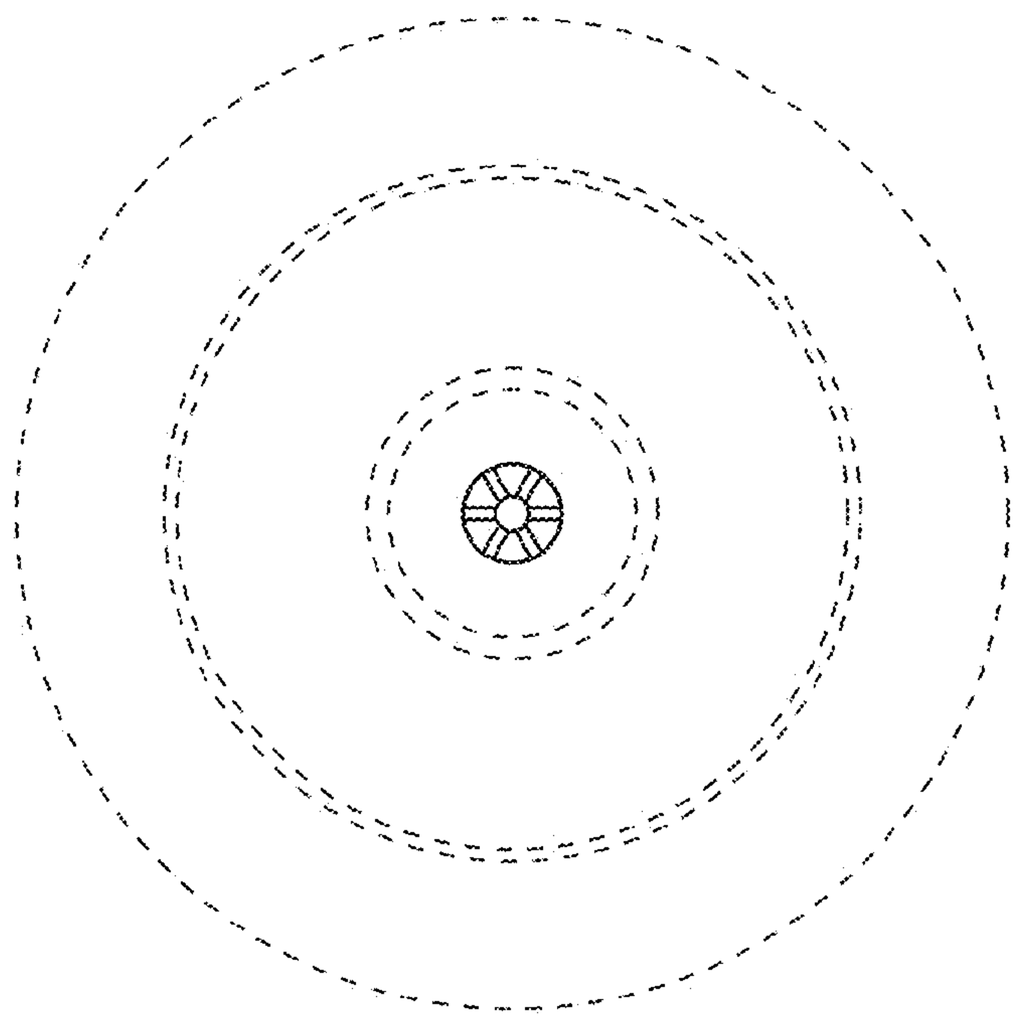

FIG. 8

UNITED STATES PATENT AND TRADEMARK OFFICE

CERTIFICATE OF CORRECTION

PATENT NO. : D741,495 S
APPLICATION NO. : 29/478106
DATED : October 20, 2015
INVENTOR(S) : Snyder et al.

It is certified that error appears in the above-identified patent and that said Letters Patent is hereby corrected as shown below:

Item (73), please remove "SAINT-GOBAIN PER.PLASTICS CORPORATION," and insert therefor --SAINT-GOBAIN PERFORMANCE PLASTICS CORPORATION--.

Signed and Sealed this
Tenth Day of July, 2018

Andrei Iancu
Director of the United States Patent and Trademark Office