



US00D741491S

(12) **United States Design Patent**
Yi et al.

(10) **Patent No.:** **US D741,491 S**
(45) **Date of Patent:** **** Oct. 20, 2015**

(54) **ARM OF AN X-RAY IMAGING DEVICE**

(71) Applicant: **Vatech Co., Ltd.**, Gyeonggi-do (KR)

(72) Inventors: **Eunsil Yi**, Gyeonggi-do (KR);
Hyungkeun Im, Gyeonggi-do (KR)

(73) Assignee: **VATECH CO., LTD.**, Gyeonggi-do (KR)

(**) Term: **14 Years**

(21) Appl. No.: **29/464,601**

(22) Filed: **Aug. 19, 2013**

(30) **Foreign Application Priority Data**

Feb. 19, 2013 (EP) 002186973

(51) **LOC (10) Cl.** **24-01**

(52) **U.S. Cl.**
USPC **D24/158**

(58) **Field of Classification Search**
USPC D24/158-161, 185, 186; 378/4, 15, 17,
378/21, 23-27, 62, 68, 196-198, 38-40,
378/168, 170, 191; D5/4, 7, 16, 20, 30, 32,
D5/40

See application file for complete search history.

(56) **References Cited**

U.S. PATENT DOCUMENTS

D469,182	S	*	1/2003	Choi et al.	D24/158
7,753,585	B2	*	7/2010	Laupper	378/196
D677,194	S	*	3/2013	Marovic et al.	D8/107
D679,016	S	*	3/2013	Jarva	D24/158
D703,817	S	*	4/2014	Sung et al.	D24/158

* cited by examiner

Primary Examiner — Anhdao Doan

(74) *Attorney, Agent, or Firm* — IP Legal Services, LLC

(57) **CLAIM**

The ornamental design for an arm of an X-ray imaging device, as shown and described.

DESCRIPTION

FIG. 1 is a perspective view of an arm of an X-ray imaging device showing my new design;

FIG. 2 is a front elevation view of thereof;

FIG. 3 is a rear elevation view of thereof;

FIG. 4 is a right side view of thereof;

FIG. 5 is a left side view of thereof;

FIG. 6 is a top plan view of thereof;

FIG. 7 is a bottom plan view thereof; and,

FIG. 8 is a top view of one member of the arm of an X-ray imaging device in a detached and flat state.

The broken lines in the drawing views are included for the purpose of illustrating portions of the X-ray imaging device that form no part of the claimed design.

1 Claim, 8 Drawing Sheets

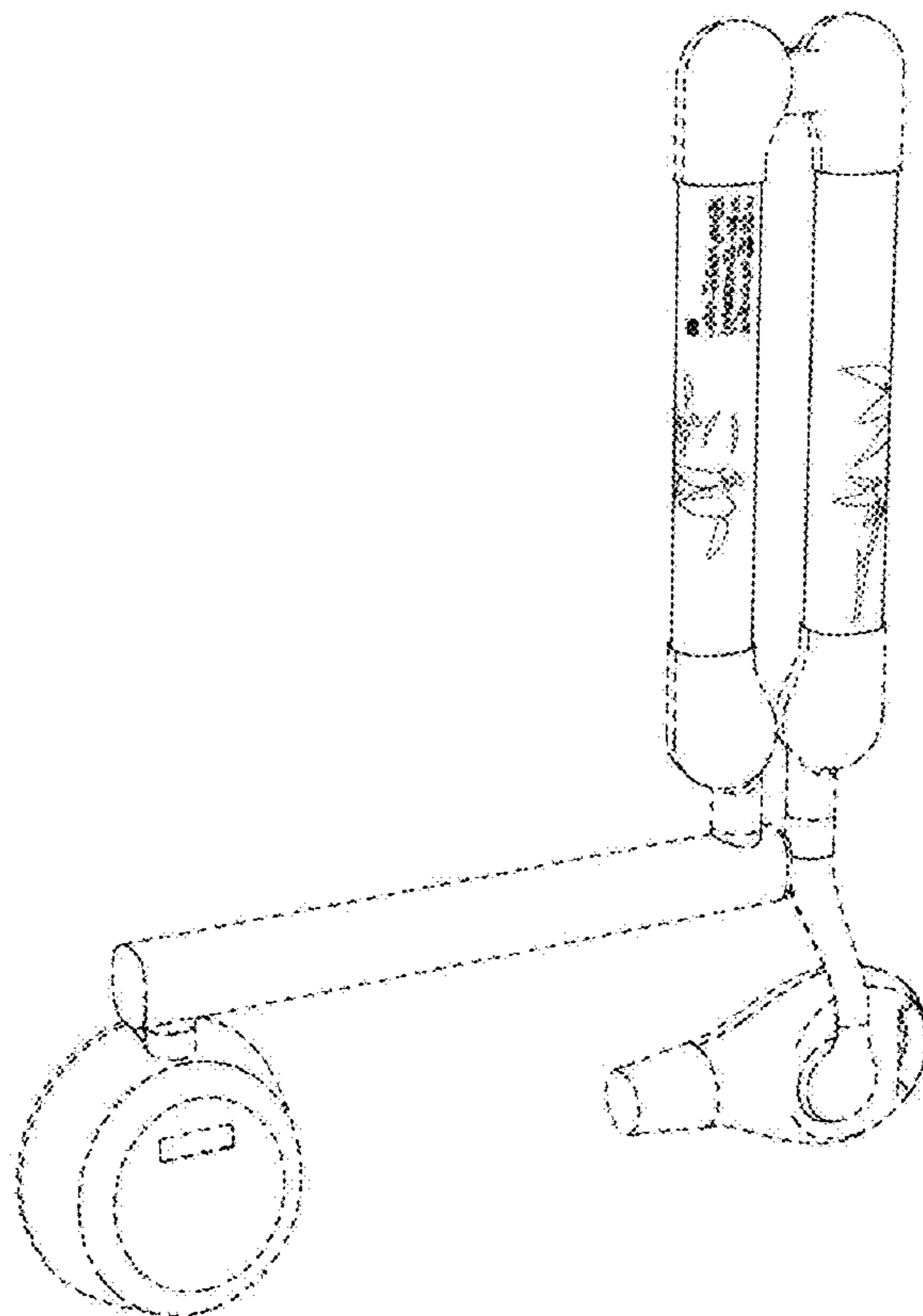


FIG. 1

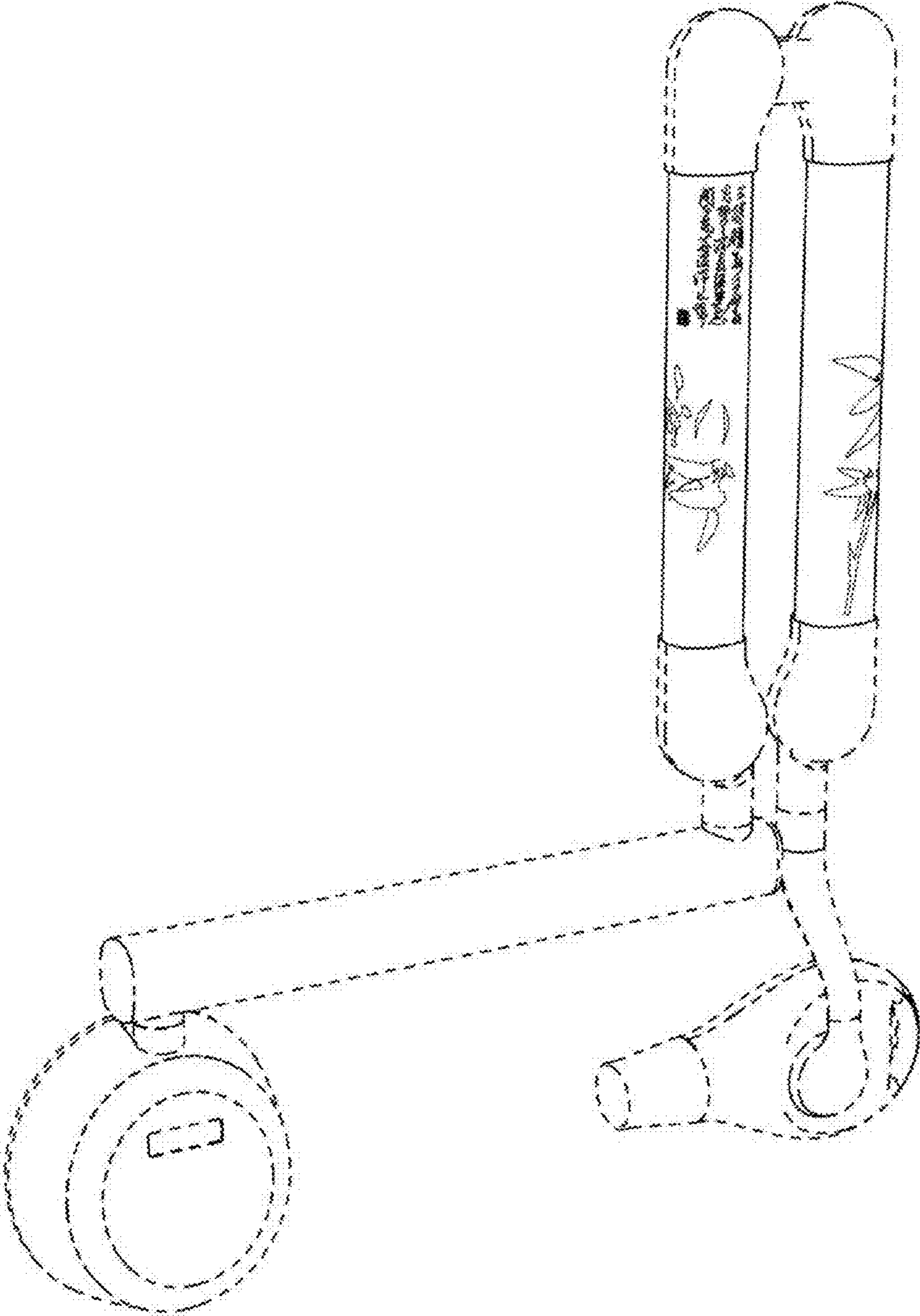


FIG. 2

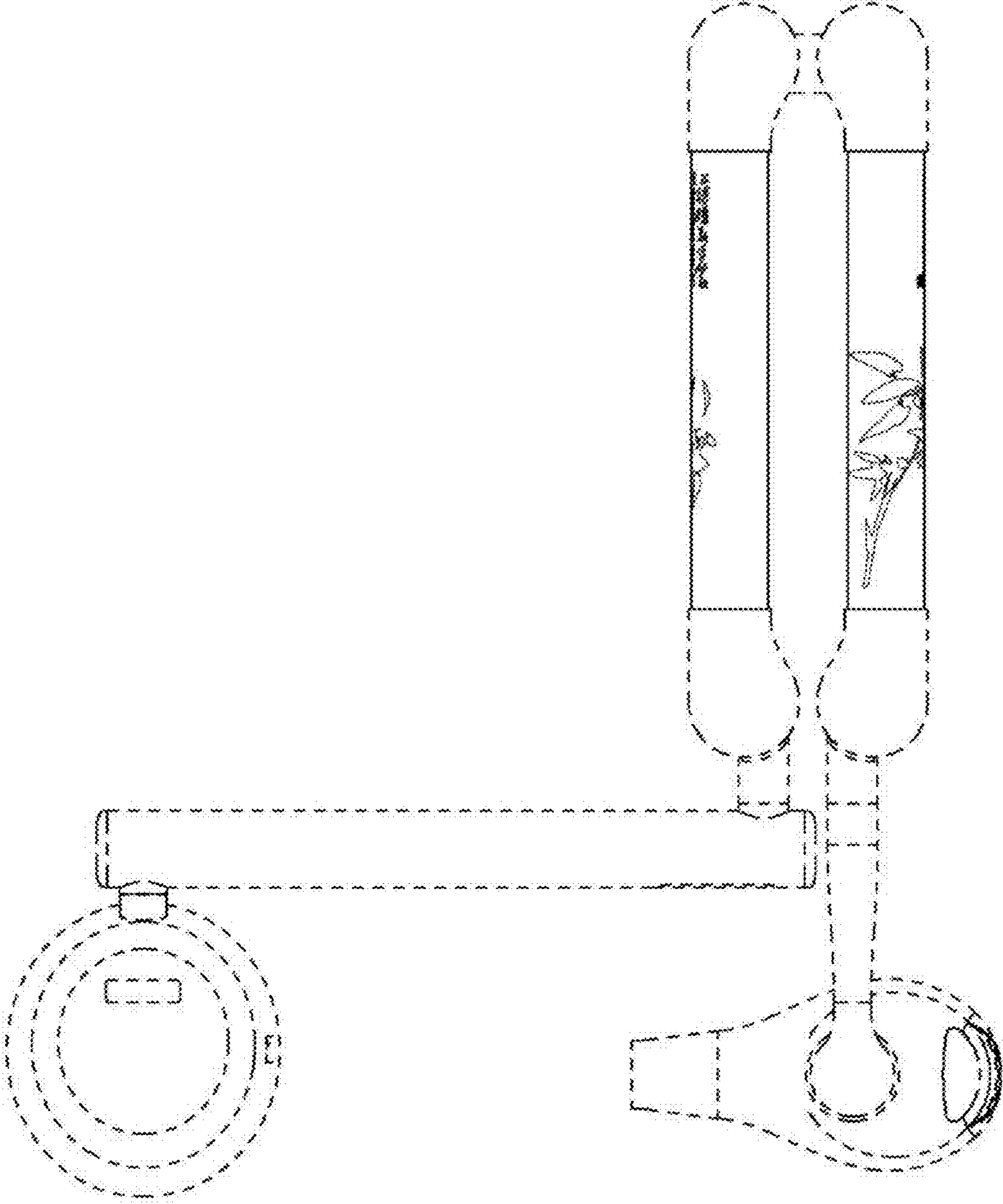


FIG. 3

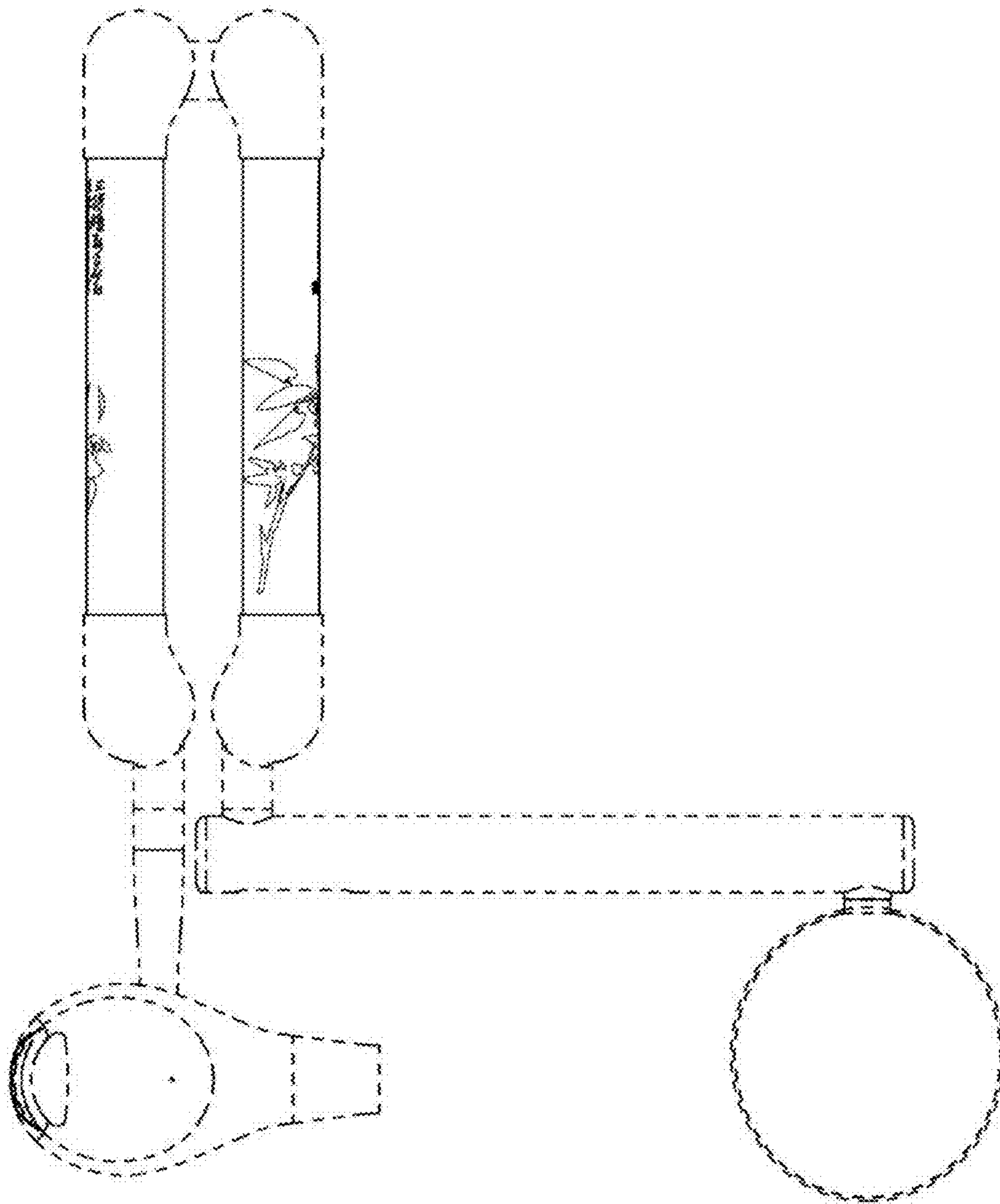


FIG. 4

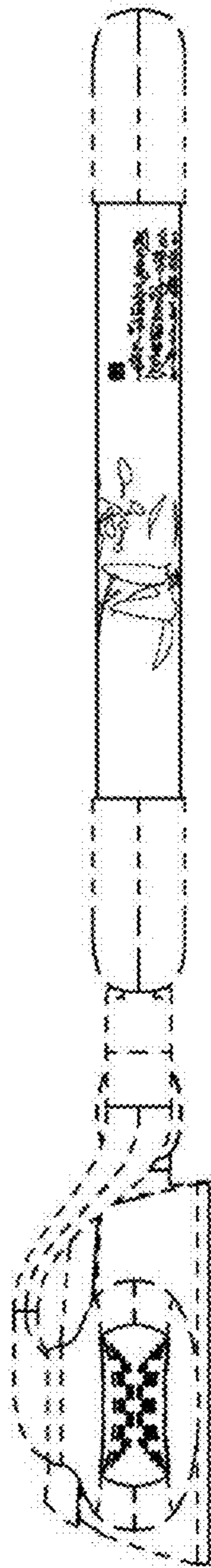


FIG. 5

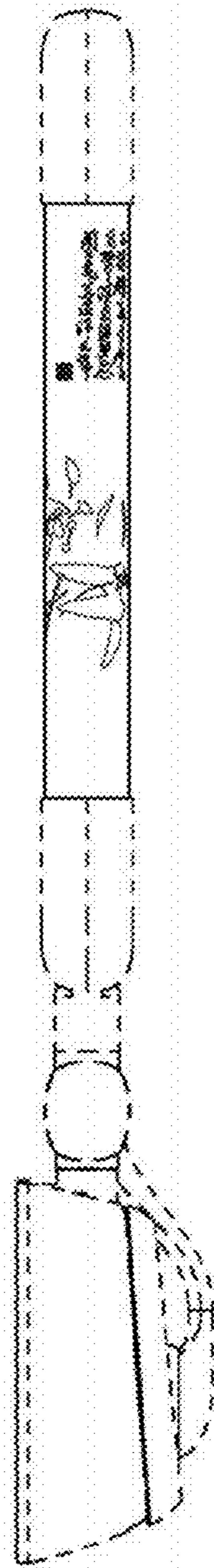


FIG. 6

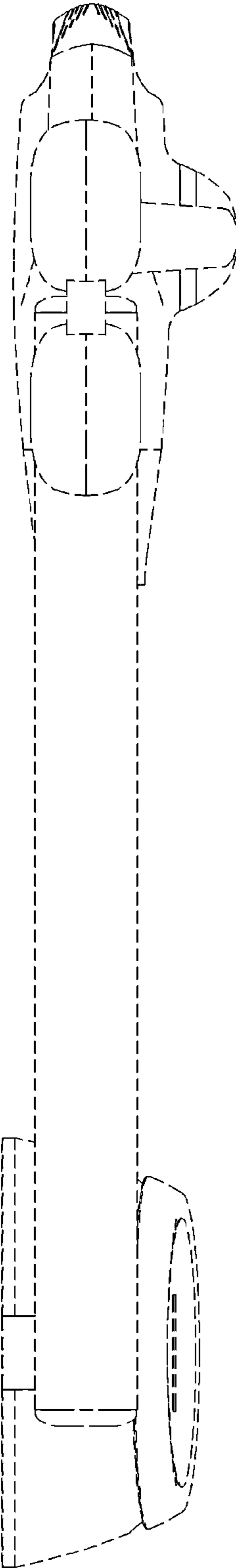


FIG. 7




FIG. 8

