



US00D741486S

(12) **United States Design Patent**
Coppack

(10) **Patent No.:** **US D741,486 S**

(45) **Date of Patent:** **** Oct. 20, 2015**

(54) **PLIERS**

(71) Applicant: **DB Orthodontics Ltd**, Silsden (GB)

(72) Inventor: **Victoria Coppack**, Silsden (GB)

(73) Assignee: **DB Orthodontics Ltd.**, Silsden (GB)

(**) Term: **14 Years**

(21) Appl. No.: **29/507,615**

(22) Filed: **Oct. 29, 2014**

(30) **Foreign Application Priority Data**

Apr. 30, 2014 (EM) 002455881

(51) **LOC (10) Cl.** **24-02**

(52) **U.S. Cl.**
USPC **D24/153**

(58) **Field of Classification Search**
USPC D24/152-154, 143, 146-148; D8/52;
81/300, 302, 342; 433/4, 159-160
CPC A61C 7/04; A61C 7/02; A61C 7/023;
A61C 7/146; A61C 3/00; A61C 3/14
See application file for complete search history.

(56) **References Cited**

U.S. PATENT DOCUMENTS

74,601	A *	2/1868	Rothschild	72/409.18
1,034,591	A *	8/1912	Douds	433/4
1,487,776	A *	3/1924	Goldberg	433/145
4,081,909	A *	4/1978	Garcia	433/4
6,984,126	B1 *	1/2006	Graham	433/4
D566,840	S *	4/2008	Golden	D24/153
D690,010	S *	9/2013	Lim	D24/153
D719,655	S *	12/2014	Lim	D24/153
2011/0027754	A1 *	2/2011	Golden	433/159
2013/0244201	A1 *	9/2013	Lim	433/159

* cited by examiner

Primary Examiner — Wan Laymon

(74) *Attorney, Agent, or Firm* — Edward K. Welch, II; IP&L Solutions

(57) **CLAIM**

The ornamental design for the pliers, as shown and described.

DESCRIPTION

FIG. 1 is an elevated perspective view of the pliers showing my new design.

FIG. 2 is a front elevation view thereof shown in a closed position;

FIG. 3 is a rear elevation view thereof,

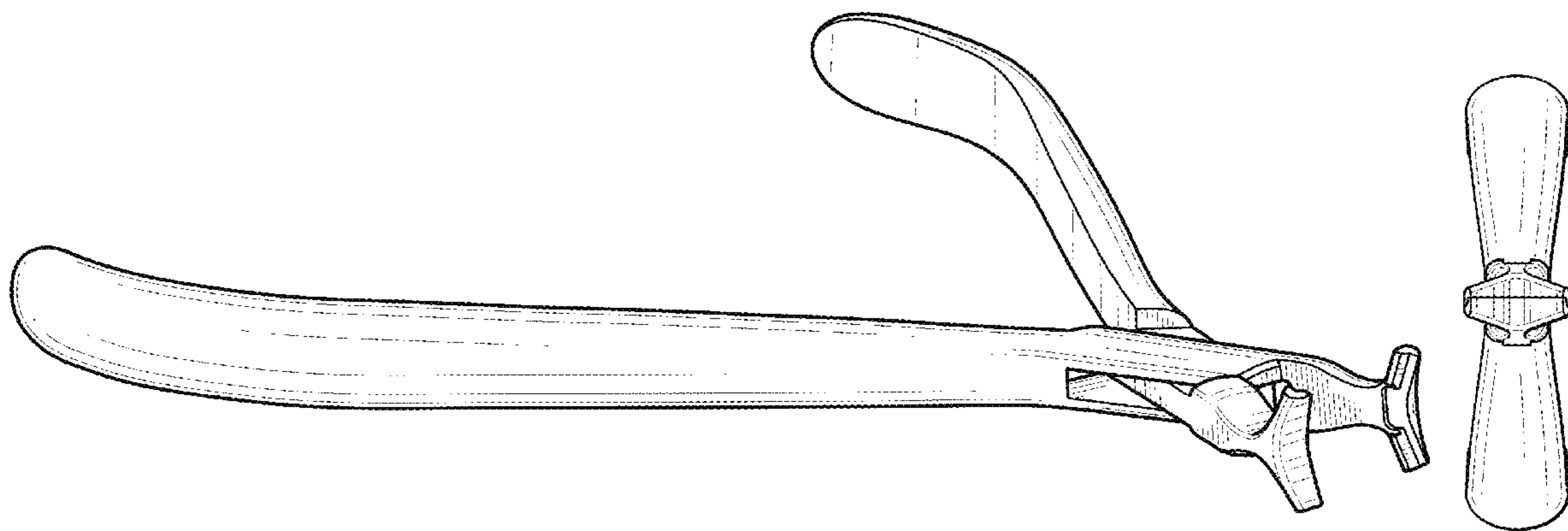
FIG. 4 is a side elevation view thereof,

FIG. 5 is the opposite side elevation view thereof,

FIG. 6 is a top plan view thereof; and,

FIG. 7 is a bottom plan view thereof.

1 Claim, 5 Drawing Sheets



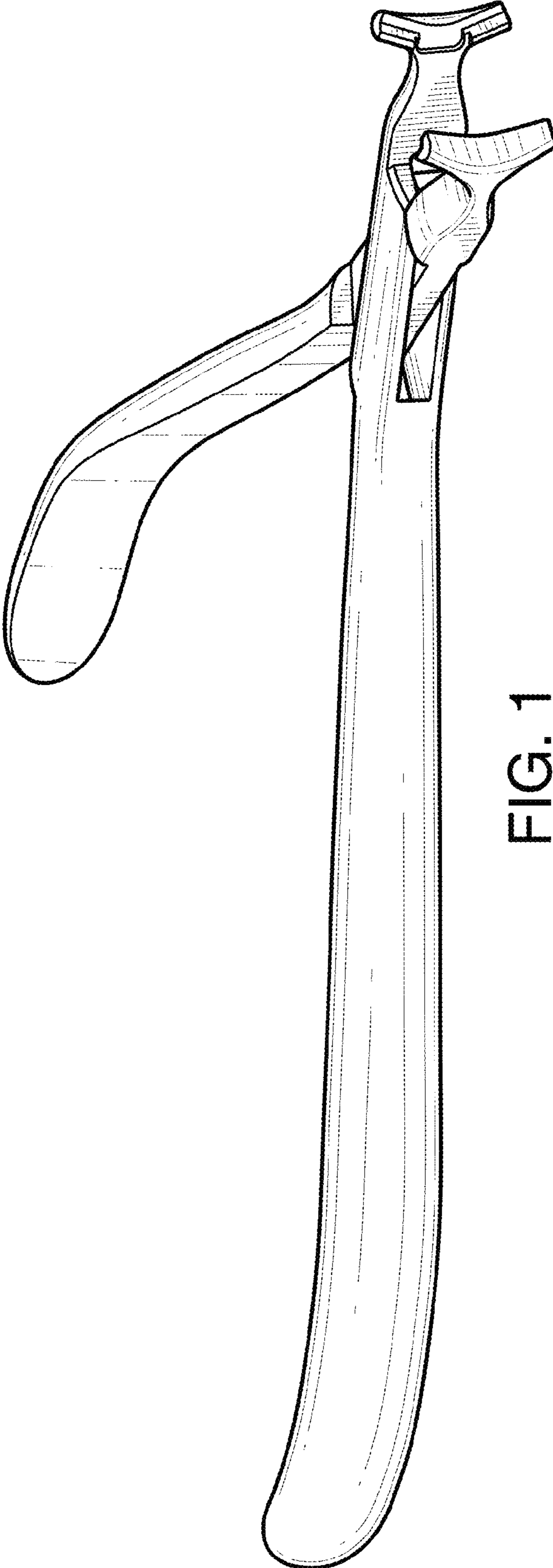


FIG. 1

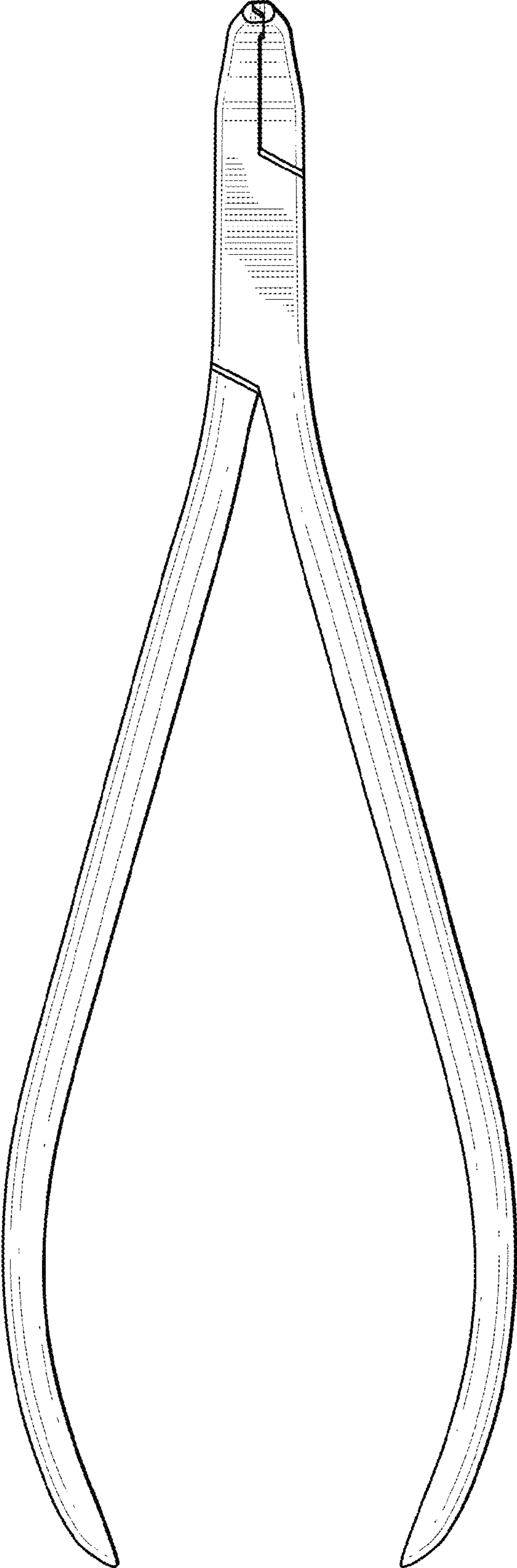


FIG. 2

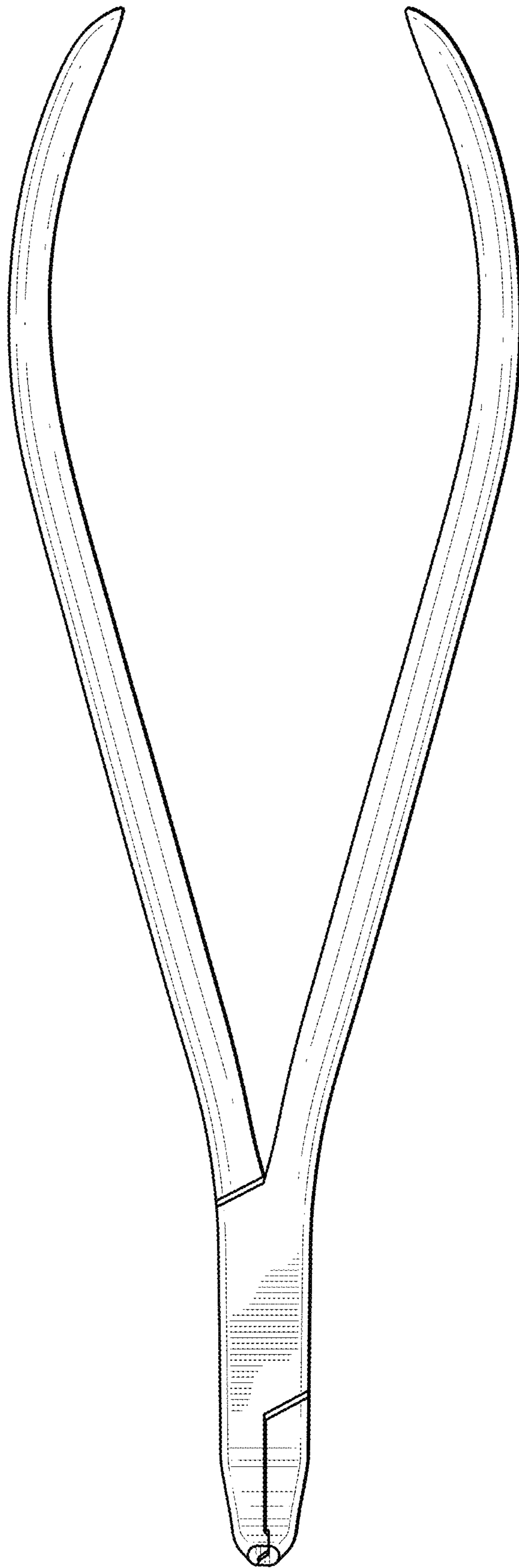


FIG. 3

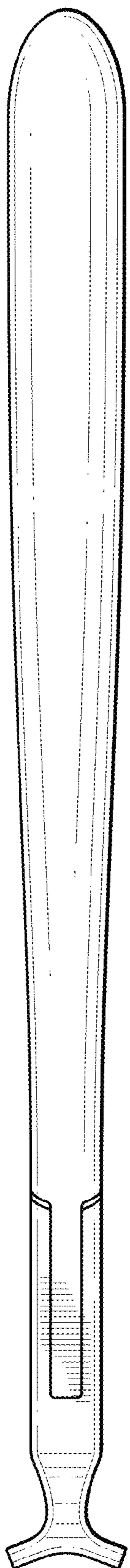


FIG. 4




FIG. 5

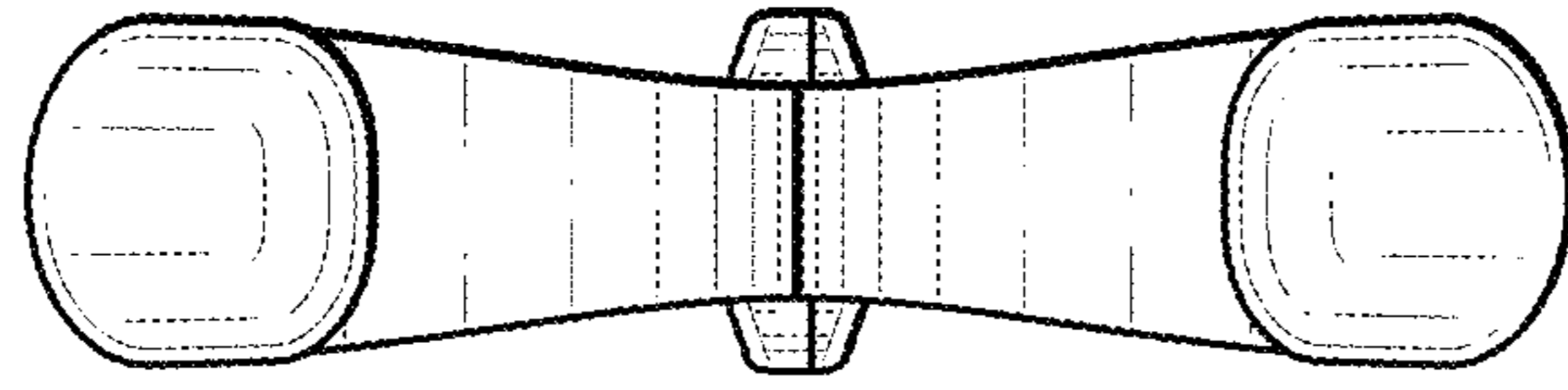


FIG. 7

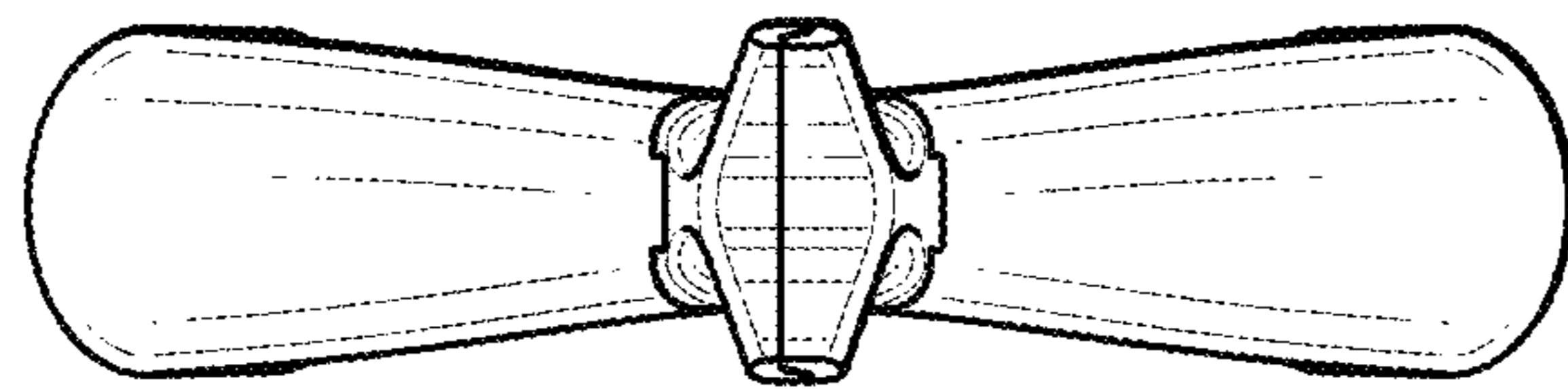


FIG. 6