



US00D741485S

(12) **United States Design Patent**
Gerhardt

(10) **Patent No.:** **US D741,485 S**
(45) **Date of Patent:** **** Oct. 20, 2015**

(54) **BONE DISTRACTOR**

(71) Applicant: **Southern Implants (Pty) Ltd,**
Centurion (ZA)

(72) Inventor: **Thomas Gerhardt, Gauteng (ZA)**

(73) Assignee: **SOUTHERN IMPLANTS (PTY) LTD,**
Centurion (ZA)

(**) Term: **14 Years**

(21) Appl. No.: **29/439,067**

(22) Filed: **Dec. 6, 2012**

(30) **Foreign Application Priority Data**

Jun. 7, 2012 (ZA) F2012/00870

(51) **LOC (10) Cl.** **24-02**

(52) **U.S. Cl.**
USPC **D24/147**

(58) **Field of Classification Search**
USPC D7/649; D8/14.1, 29.1, 92, 93, 95, 97,
D8/98, 99; D19/110, 115; D24/130, 133,
D24/146, 147, 150, 151; 30/151, 162, 338,
30/339; 606/4, 5, 6, 44, 107, 166
CPC A61F 9/00763; A61F 9/00754; A61B
10/0275; A61B 10/04
See application file for complete search history.

(56) **References Cited**

U.S. PATENT DOCUMENTS

D123,490 S * 11/1940 Saffell D8/93
3,572,325 A * 3/1971 Bazell 600/141
4,770,188 A * 9/1988 Chikama 600/585
D318,118 S * 7/1991 Michelson D24/147
D322,022 S * 12/1991 Cunningham et al. D8/303
5,376,099 A * 12/1994 Ellis et al. 606/166
D416,652 S * 11/1999 Martin D30/156
6,113,599 A 9/2000 Landsberger

D518,178 S * 3/2006 Christiansen D24/147
D607,103 S * 12/2009 Ulrich D24/146
D629,896 S * 12/2010 Horton D24/133
D691,709 S * 10/2013 Franzino et al. D23/266
2006/0106394 A1 * 5/2006 Colleran 606/86

(Continued)

FOREIGN PATENT DOCUMENTS

WO WO-2006/073581 A2 7/2006
WO WO-2013/182936 A1 12/2013

OTHER PUBLICATIONS

“Zurich Mandible distractor,” KLS Martin, <http://www.klsmartin-northamerica.com/products/distraction-devices/mandible/3dx/>, downloaded Apr. 22, 2013.

(Continued)

Primary Examiner — Robert M Spear

Assistant Examiner — Marissa J Cash

(74) *Attorney, Agent, or Firm* — Clark & Elbing LLP; Susan M. Michaud

(57) **CLAIM**

The ornamental design for a bone distractor, as shown and described.

DESCRIPTION

FIG. 1 is a perspective view of a bone distractor embodying the invention.

FIG. 2 is a side view of the bone distractor.

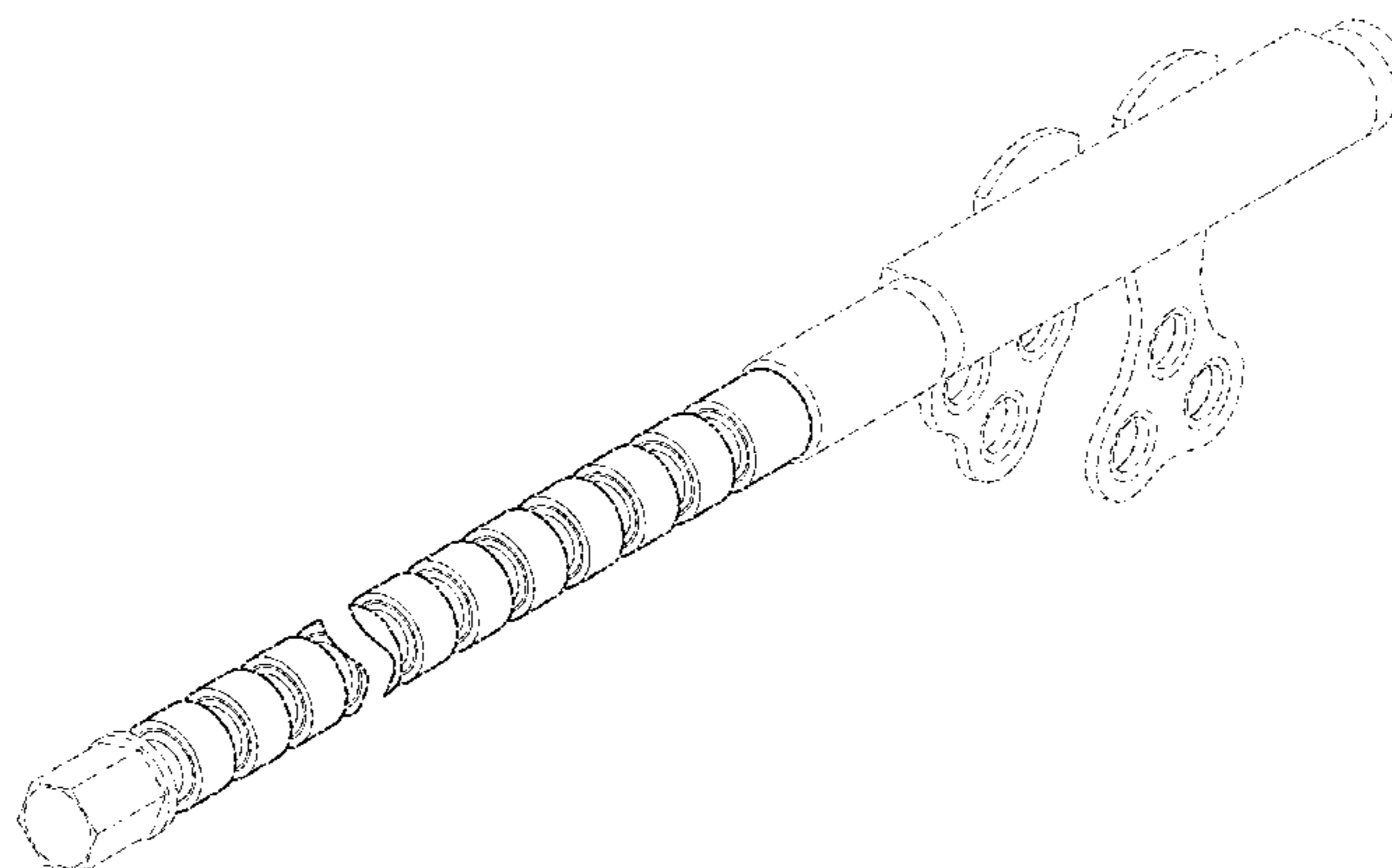
FIG. 3 is a bottom view of the bone distractor.

FIG. 4 is a side view of the bone distractor; and,

FIG. 5 is a top view of the bone distractor.

The broken lines in the drawings represent unclaimed environmental subject matter and form no part of the claim. The bone distractor is shown with a symbolic break in its length. The appearance of any portion of the article between the break lines forms no part of the claimed design.

1 Claim, 5 Drawing Sheets



(56)

References Cited

U.S. PATENT DOCUMENTS

2006/0149237 A1 * 7/2006 Markworth et al. 606/61
2010/0193567 A1 8/2010 Scheib et al.

OTHER PUBLICATIONS

“Craniomaxillofacial (CMF) Distraction System. A modular family of internal distraction devices to lengthen the mandibular body and ramus.” Technique Guide, Synthes CMF, printed Mar. 2012.
International Search Report and Written Opinion for International Patent Application No. PCT/IB2013/054225, dated Sep. 16, 2013 (8 pages).
International Preliminary Report on Patentability for International Patent Application No. PCT/IB2013/054225, dated May 28, 2014 (5 pages).

Synthes CMF, “Craniomaxillofacial (CMF) Distraction System. A modular family of internal distraction devices to lengthen the mandibular body and ramus.” <<http://www.synthes.com/MediaBin/US%20DATA/Product%20Support%20Materials/Technique%20Guides/MXTGCMFDistractionJ7415D.pdf>>, retrieved on Mar. 26, 2015 (51 pages).

W. Lorenz Surgical, “Thread-locking distraction devices,” <<http://www.wlorenzcolombia.com/descargas/01%20ORAL%20Y%20MAXILO/DISTRACCION/DISTRACCION%20MANDIBULAR%20QC/Thread-locking%20Distraction%20Brochure.pdf>>, retrieved on Apr. 24, 2015 (2 pages).

KLS Martin, Distraction Devices, <http://www.KLSmartin.com/products/distraction-devices/?L=2>, downloaded May 12, 2015 (8 pages).

* cited by examiner

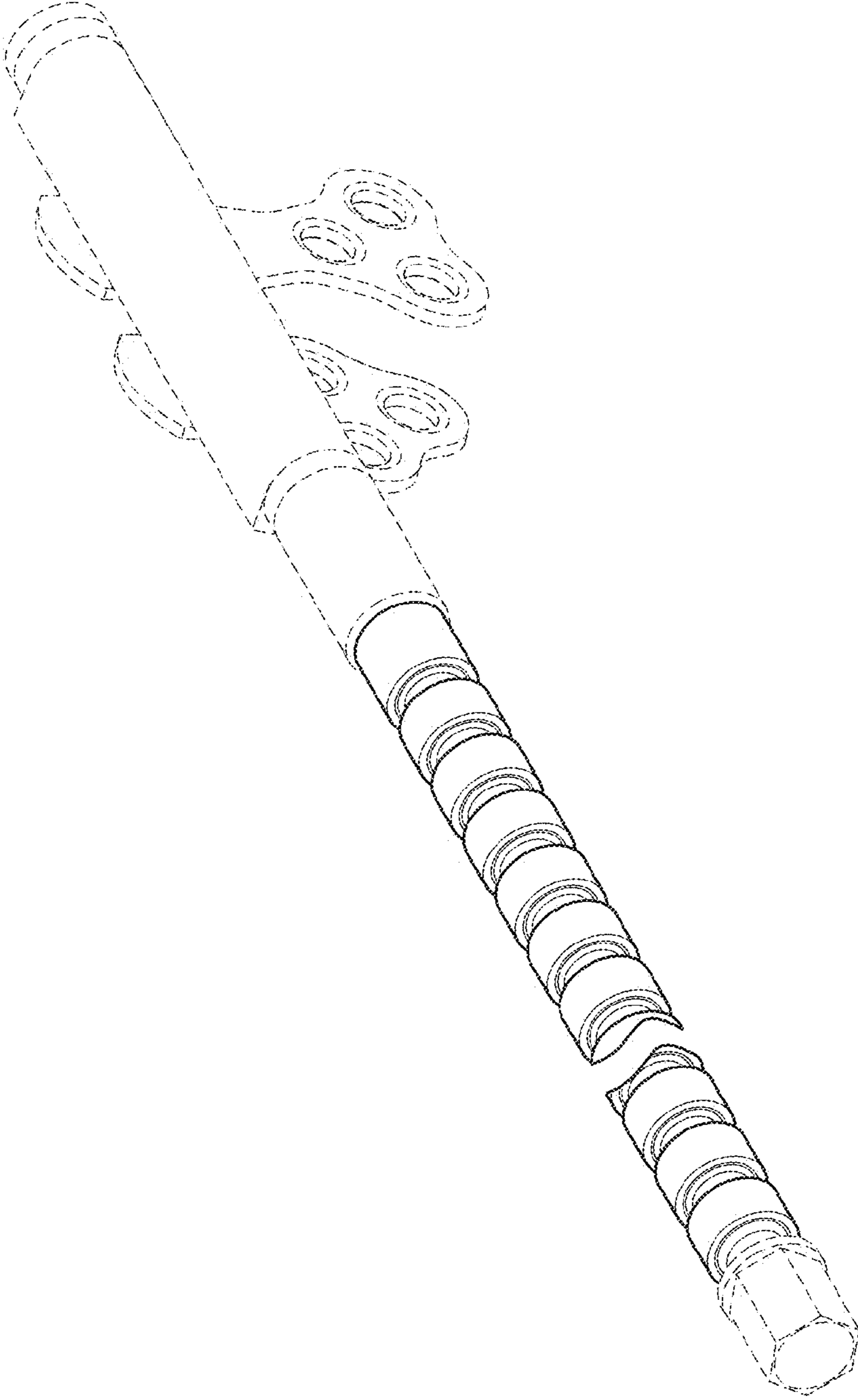


FIG. 1

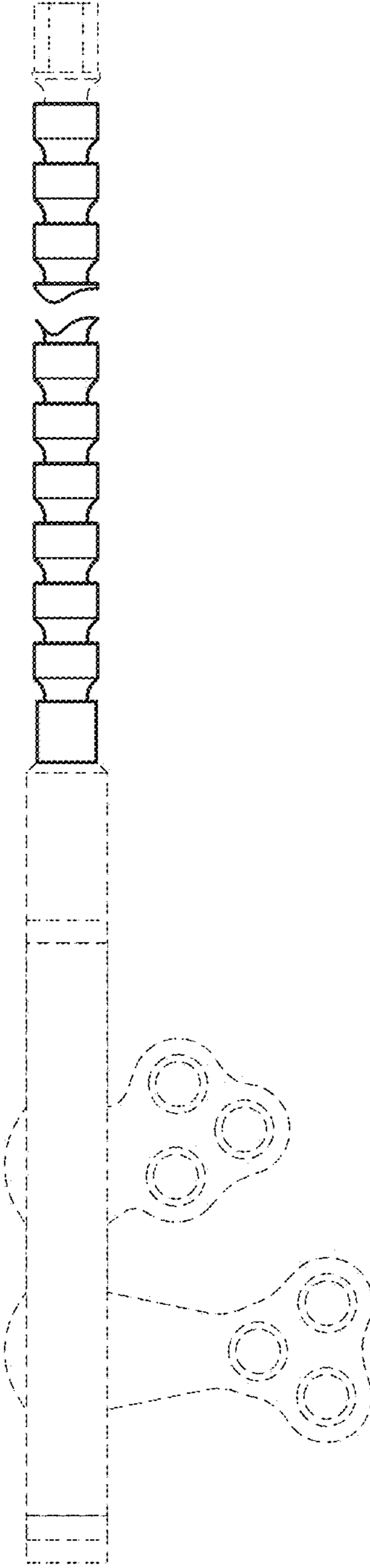


FIG. 2

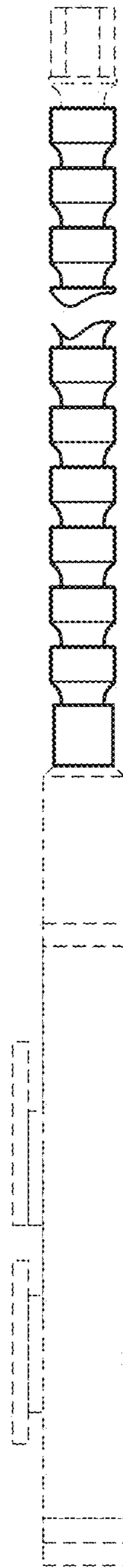


FIG. 3

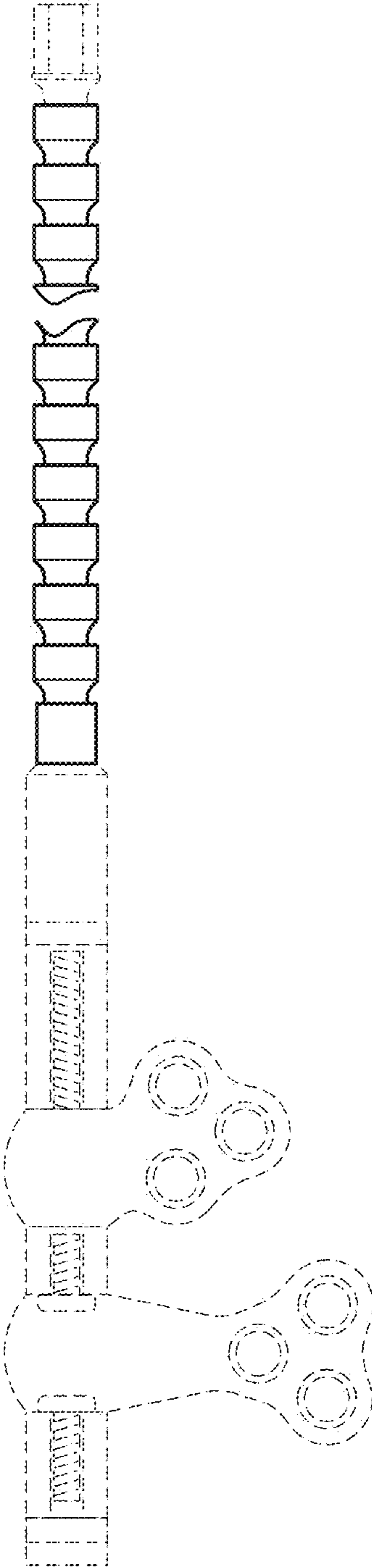


FIG. 4

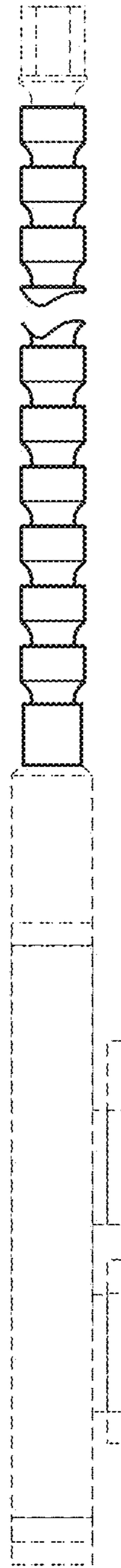


FIG. 5