



US00D741470S

(12) **United States Design Patent**  
**Ertze**

(10) **Patent No.:** **US D741,470 S**

(45) **Date of Patent:** **\*\* Oct. 20, 2015**

(54) **CEILING FAN BLADE**

(71) Applicant: **YOUNGO LIMITED**, Hong Kong (CN)

(72) Inventor: **Pablo J. Ertze**, Fontana, CA (US)

(73) Assignee: **YOUNGO LIMITED**, Hong Kong (CN)

(\*\*) Term: **14 Years**

(21) Appl. No.: **29/493,397**

(22) Filed: **Jun. 9, 2014**

(51) **LOC (10) Cl.** ..... **23-04**

(52) **U.S. Cl.**  
USPC ..... **D23/413**

(58) **Field of Classification Search**  
USPC ..... D23/377, 370–376, 378–394, 411–414,  
D23/499; D12/214, 305, 319, 339, 344,  
D12/345; 416/5, 62, 170 R, 214 R, 184, 206,  
416/207, 210 R, 220 R, 241 R, 244 R, 248,  
416/223 R, 232, 234, 242; 417/423.1;  
392/364; D26/59  
CPC ... F04D 25/088; F04D 29/322; F04D 29/324;  
F04D 29/388; F04D 29/601; B23P 15/04  
See application file for complete search history.

(56) **References Cited**

**U.S. PATENT DOCUMENTS**

1,506,937	A *	9/1924	Miller	.....	416/228
1,602,755	A *	10/1926	Delage	.....	416/214 R
D113,347	S *	2/1939	Funk	.....	D23/413
6,039,541	A *	3/2000	Parker et al.	.....	416/223 R
D467,327	S *	12/2002	Frampton	.....	D23/377
7,131,819	B2 *	11/2006	Bird	.....	416/238
D535,388	S *	1/2007	Gajewski	.....	D23/413
7,210,910	B1 *	5/2007	Parker et al.	.....	416/243
D571,455	S *	6/2008	Hort et al.	.....	D23/413
7,481,626	B2 *	1/2009	Gajewski	.....	416/220 A
D590,489	S *	4/2009	Bucher et al.	.....	D23/377
D596,285	S *	7/2009	Liu	.....	D23/413

D631,536	S *	1/2011	Wiegel et al.	.....	D23/413
D670,802	S *	11/2012	Wang	.....	D23/413
D678,997	S *	3/2013	Gajewski	.....	D23/413
D680,213	S *	4/2013	Spaggiari	.....	D23/413
D715,421	S *	10/2014	Schulzman	.....	D23/413
D721,800	S *	1/2015	Busta	.....	D23/413
D726,299	S *	4/2015	Schulzman	.....	D23/413
2012/0177496	A1 *	7/2012	Gajewski	.....	416/204 R
2013/0189109	A1 *	7/2013	Noble	.....	416/219 R
2013/0302169	A1 *	11/2013	Hennes et al.	.....	416/170 R

**OTHER PUBLICATIONS**

Fan Blades. (Design -©Questel). orbit.com [online PDF] 10 pages. Registered between : Nov. 2011 and Oct. 2012 [retrieved on Aug. 15, 2015]. Retrieved from Internet: <<http://sobjprd.questel.fr/export/QPTUJ214/pdf2/b3029d70-ee3e-4ab2-897e-4ac187615736-135349.pdf>>.\*

\* cited by examiner

*Primary Examiner* — Susan Bennett Hattan

*Assistant Examiner* — Marie Fast Horse

(74) *Attorney, Agent, or Firm* — Ming Chow; Sinorica LLC

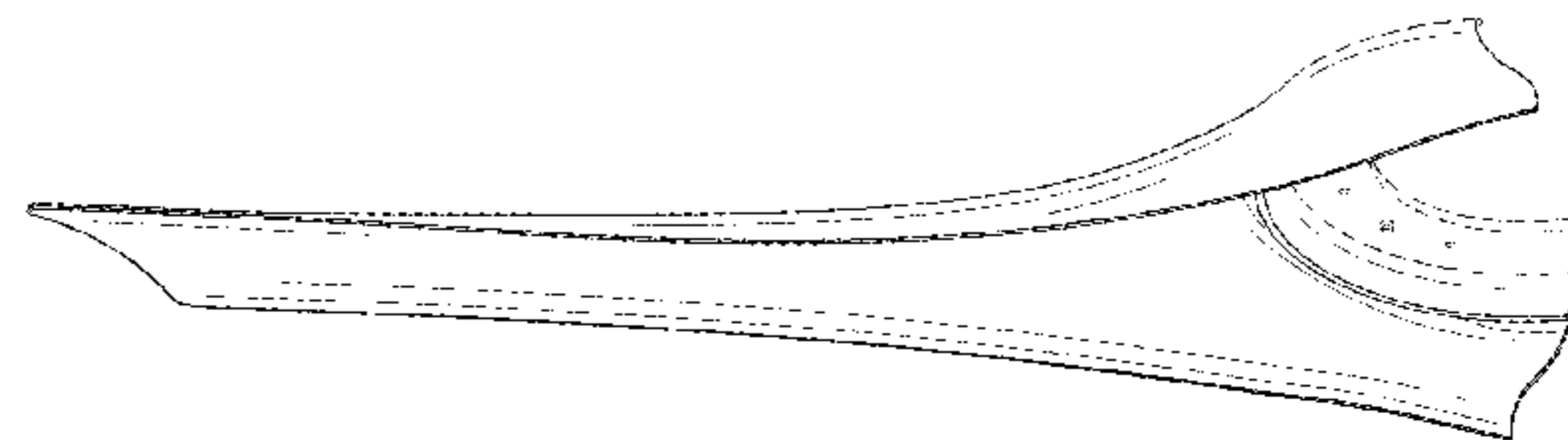
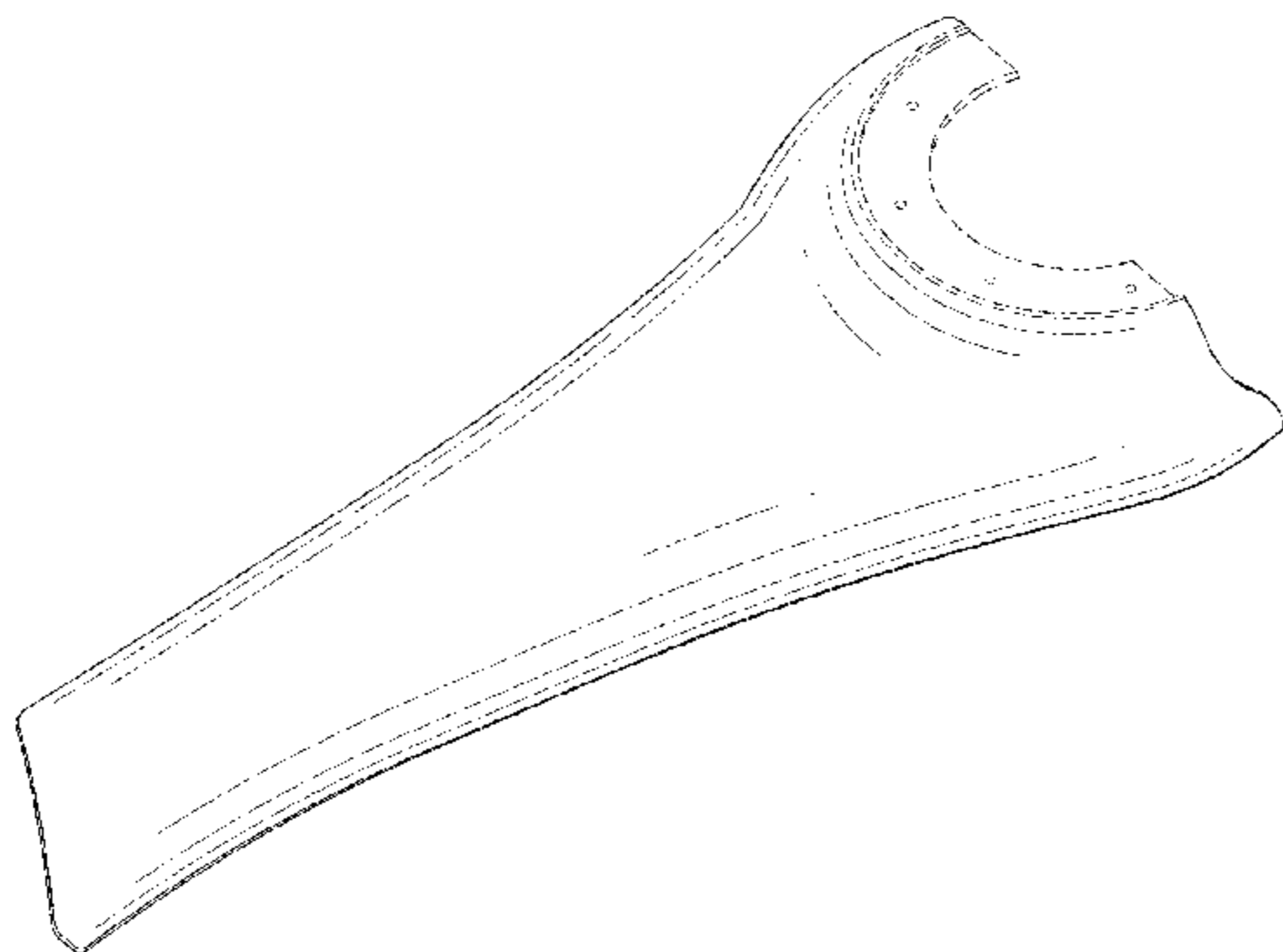
(57) **CLAIM**

I claim the ornamental design for a ceiling fan blade, as shown and described.

**DESCRIPTION**

FIG. 1 is a front perspective view of a ceiling fan blade showing my new design;  
FIG. 2 is a front elevational view thereof;  
FIG. 3 is a rear elevational view thereof;  
FIG. 4 is a left side elevational view thereof;  
FIG. 5 is a right side elevational view thereof;  
FIG. 6 is a top plan view thereof;  
FIG. 7 is a bottom plan view thereof; and,  
FIG. 8 is another front perspective view.  
The broken lines in the drawings depict parts of the ceiling fan blade that form no part of the claimed design.

**1 Claim, 5 Drawing Sheets**



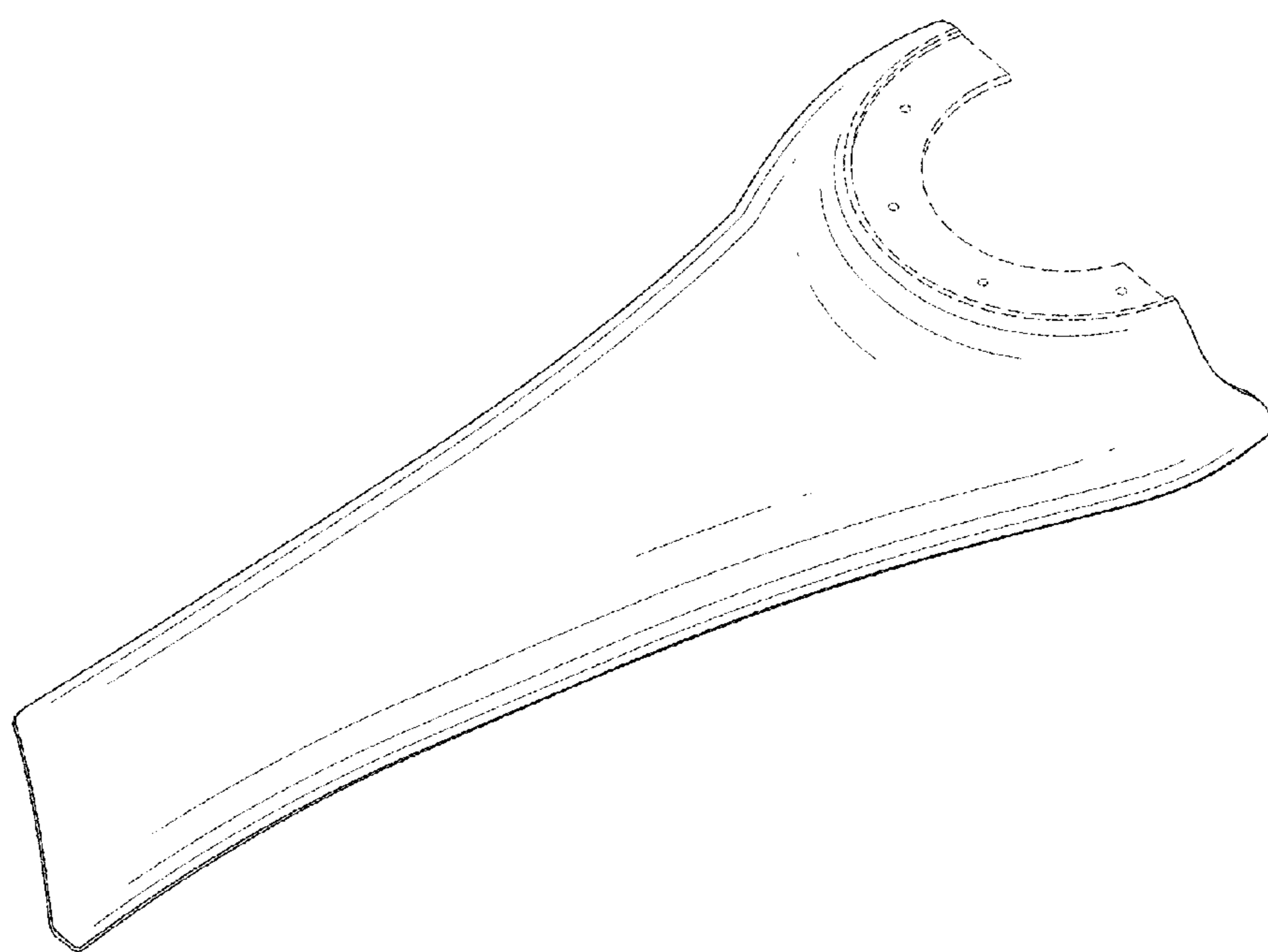


FIG. 1




FIG. 2




FIG. 3

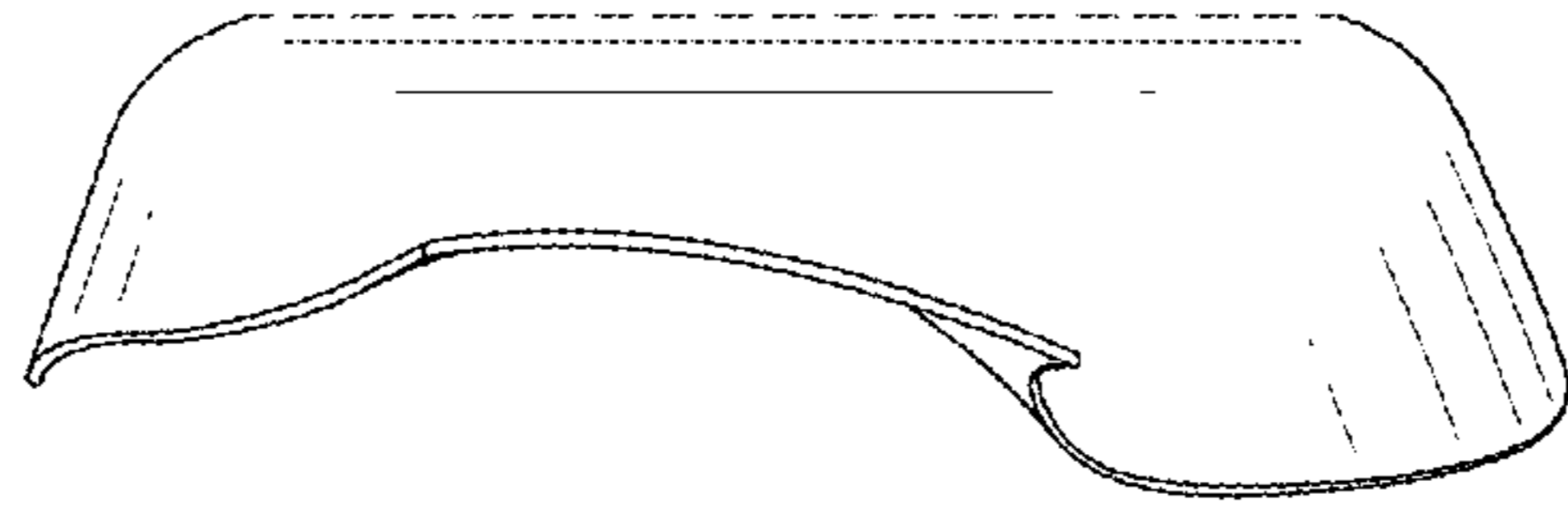


FIG. 4

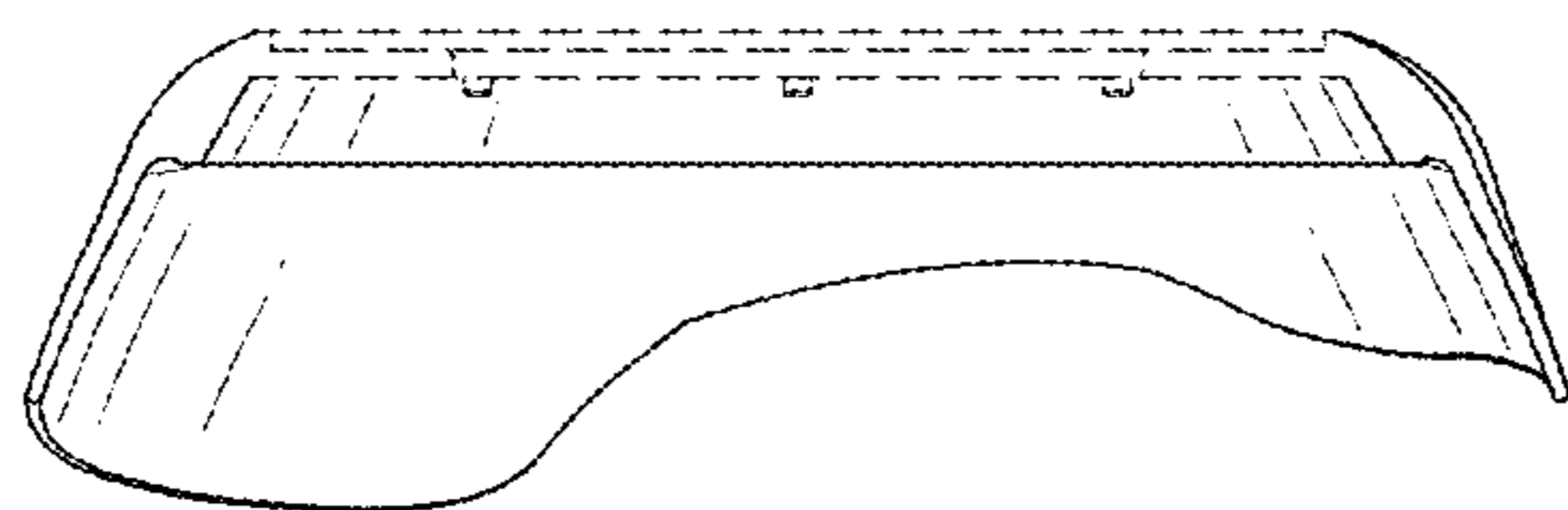


FIG. 5

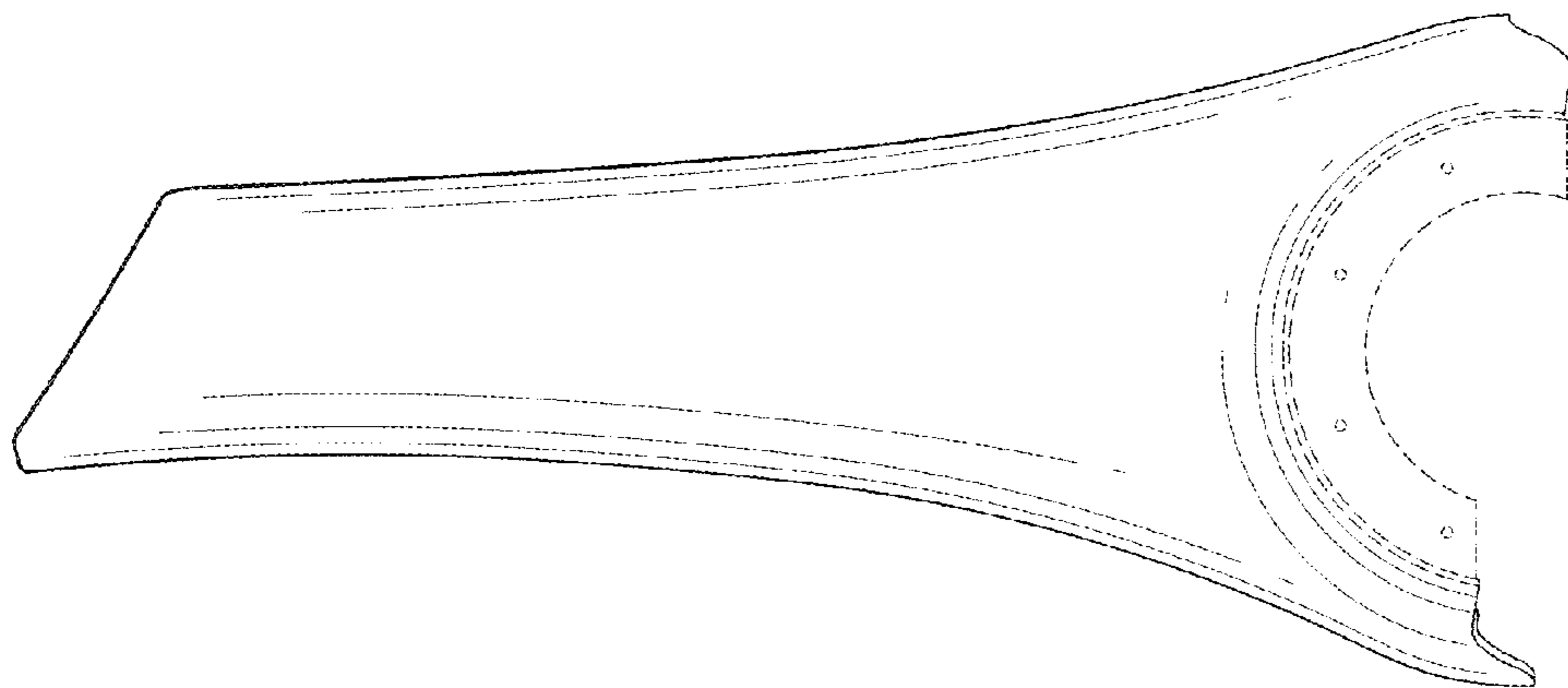


FIG. 6

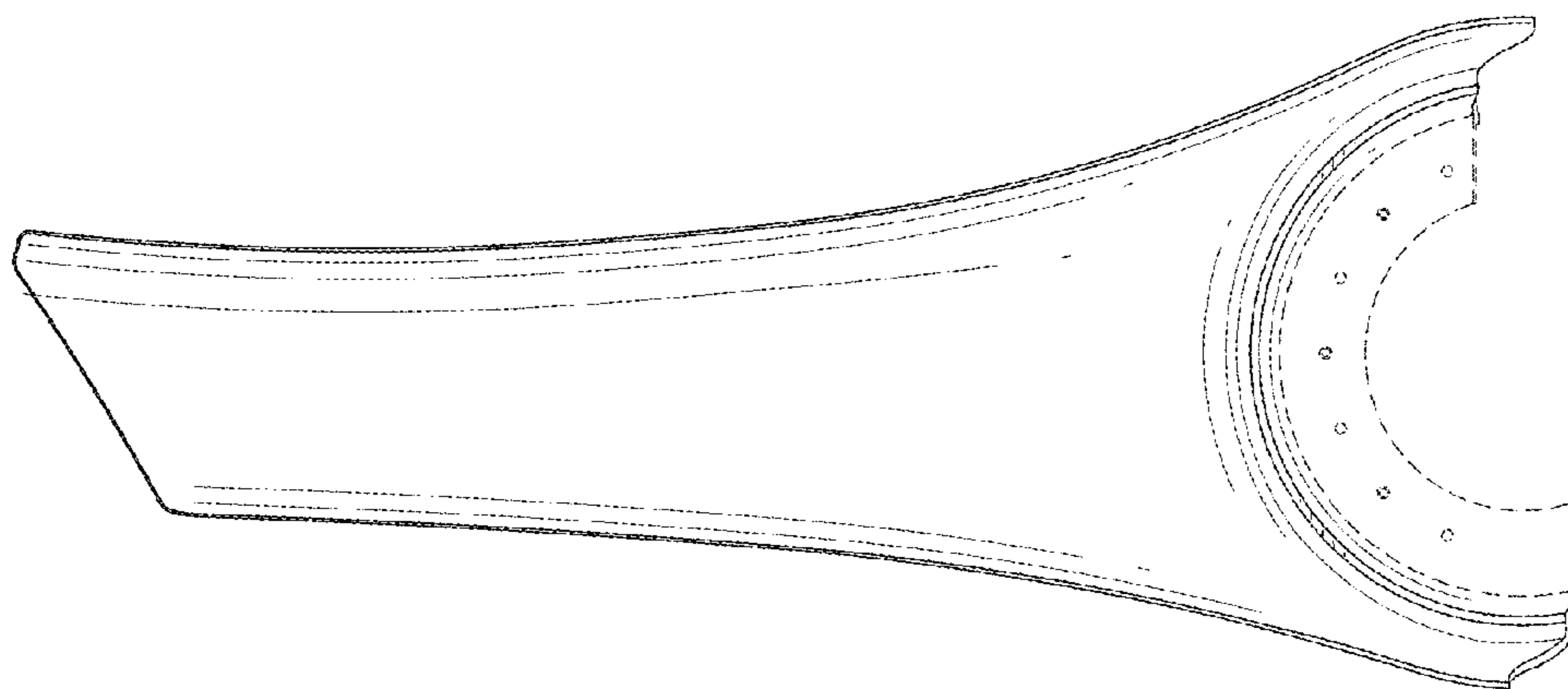


FIG. 7

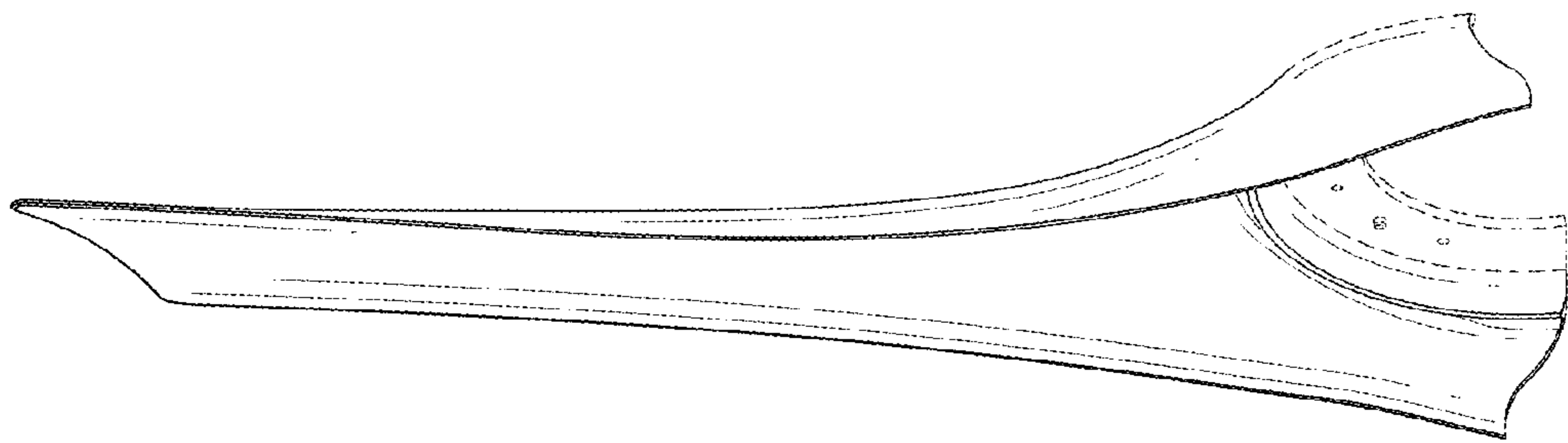


FIG. 8