



US00D741467S

(12) **United States Design Patent**  
**Blick**

(10) **Patent No.:** **US D741,467 S**  
(45) **Date of Patent:** **\*\* Oct. 20, 2015**

(54) **FRAGRANCE SPRAYER**

(71) Applicant: **Vivian Blick**, Gloucester (GB)

(72) Inventor: **Vivian Blick**, Gloucester (GB)

(\*\*) Term: **14 Years**

(21) Appl. No.: **29/511,655**

(22) Filed: **Dec. 12, 2014**

(30) **Foreign Application Priority Data**

Jun. 18, 2014 (EM) ..... 002485615-0001

(51) **LOC (10) CL.** ..... **06-01**

(52) **U.S. CL.**  
USPC ..... **D23/366**

(58) **Field of Classification Search**  
USPC ..... D23/355-369; D28/5, 6; 261/DIG. 17,  
261/DIG. 42, DIG. 47, DIG. 55, DIG. 65,  
261/DIG. 70, DIG. 88, DIG. 89; 392/386,  
392/390, 392, 394, 395; 239/34, 44, 53, 56,  
239/60, 146, 326

CPC ..... A61L 9/00; A61L 9/02; A61L 9/03;  
A61L 9/04; A61L 9/12; A61L 9/22; A61L  
9/127; A61L 9/032; A61L 9/035; A61L 9/037  
See application file for complete search history.

(56) **References Cited**

**U.S. PATENT DOCUMENTS**

D193,930 S \* 10/1962 Lewis ..... D23/366  
4,857,240 A \* 8/1989 Kearnes et al. .... 261/26  
D357,977 S \* 5/1995 Muderlak ..... D23/366  
D363,981 S \* 11/1995 Muderlak ..... D23/366  
D366,520 S \* 1/1996 Muderlak ..... D23/366  
D372,966 S \* 8/1996 Chen ..... D23/366  
D406,330 S \* 3/1999 Chen ..... D23/366  
D407,477 S \* 3/1999 Chen ..... D23/366  
D409,740 S \* 5/1999 Gallagher et al. .... D23/366  
D413,663 S \* 9/1999 Chen ..... D23/366  
D425,190 S \* 5/2000 Morikawa ..... D23/366  
D471,970 S \* 3/2003 Gallagher et al. .... D23/366

D478,003 S \* 8/2003 Bodker et al. .... D9/417  
D478,379 S \* 8/2003 Talenton et al. .... D23/366  
D491,798 S \* 6/2004 Buthier ..... D23/366  
D533,931 S \* 12/2006 Miller et al. .... D23/366  
D535,004 S \* 1/2007 Furner et al. .... D23/366  
D561,884 S \* 2/2008 Furner et al. .... D23/366  
D561,885 S \* 2/2008 Furner et al. .... D23/366  
D561,886 S \* 2/2008 Furner et al. .... D23/366  
D615,180 S \* 5/2010 Meyerhoffer ..... D23/366  
D640,361 S \* 6/2011 Boshuizen et al. .... D23/366  
D640,362 S \* 6/2011 Boshuizen et al. .... D23/366  
D679,793 S \* 4/2013 Feiz et al. .... D23/366  
D689,598 S \* 9/2013 Sun Ting Kung et al. ... D23/366  
D721,427 S \* 1/2015 Sun Ting Kung et al. ... D23/366

\* cited by examiner

*Primary Examiner* — Sandra Snapp

(74) *Attorney, Agent, or Firm* — Richard B. Klar; Law Office  
of Richard B. Klar

(57) **CLAIM**

The ornamental design for a fragrance sprayer, as shown and  
described.

**DESCRIPTION**

FIG. 1 is a front perspective view of the fragrance sprayer,  
showing the new design;

FIG. 2 is a bottom perspective view of the fragrance sprayer,  
as shown in FIG. 1;

FIG. 3 is a side perspective view of the fragrance sprayer, as  
shown in FIG. 1;

FIG. 4 is a first side view of the fragrance sprayer, as shown in  
FIG. 1;

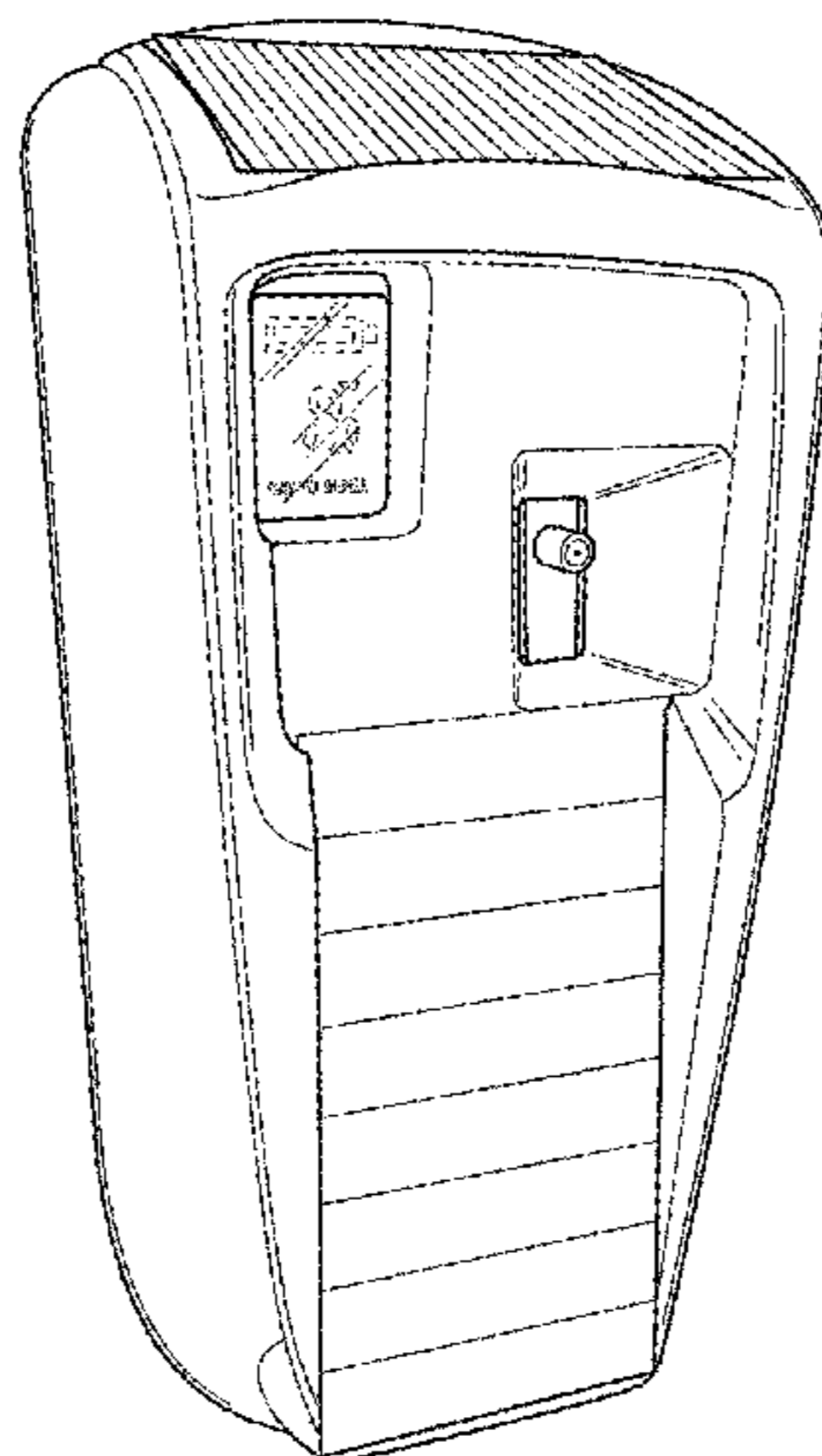
FIG. 5 is a second side view of the fragrance sprayer, as shown  
in FIG. 1;

FIG. 6 is a front view of the fragrance sprayer, as shown in  
FIG. 1; and,

FIG. 7 is a top perspective view of the fragrance sprayer, as  
shown in FIG. 1.

The broken lines shown in the drawings are for illustrative  
purposes only and form no part of the claimed design.

**1 Claim, 7 Drawing Sheets**



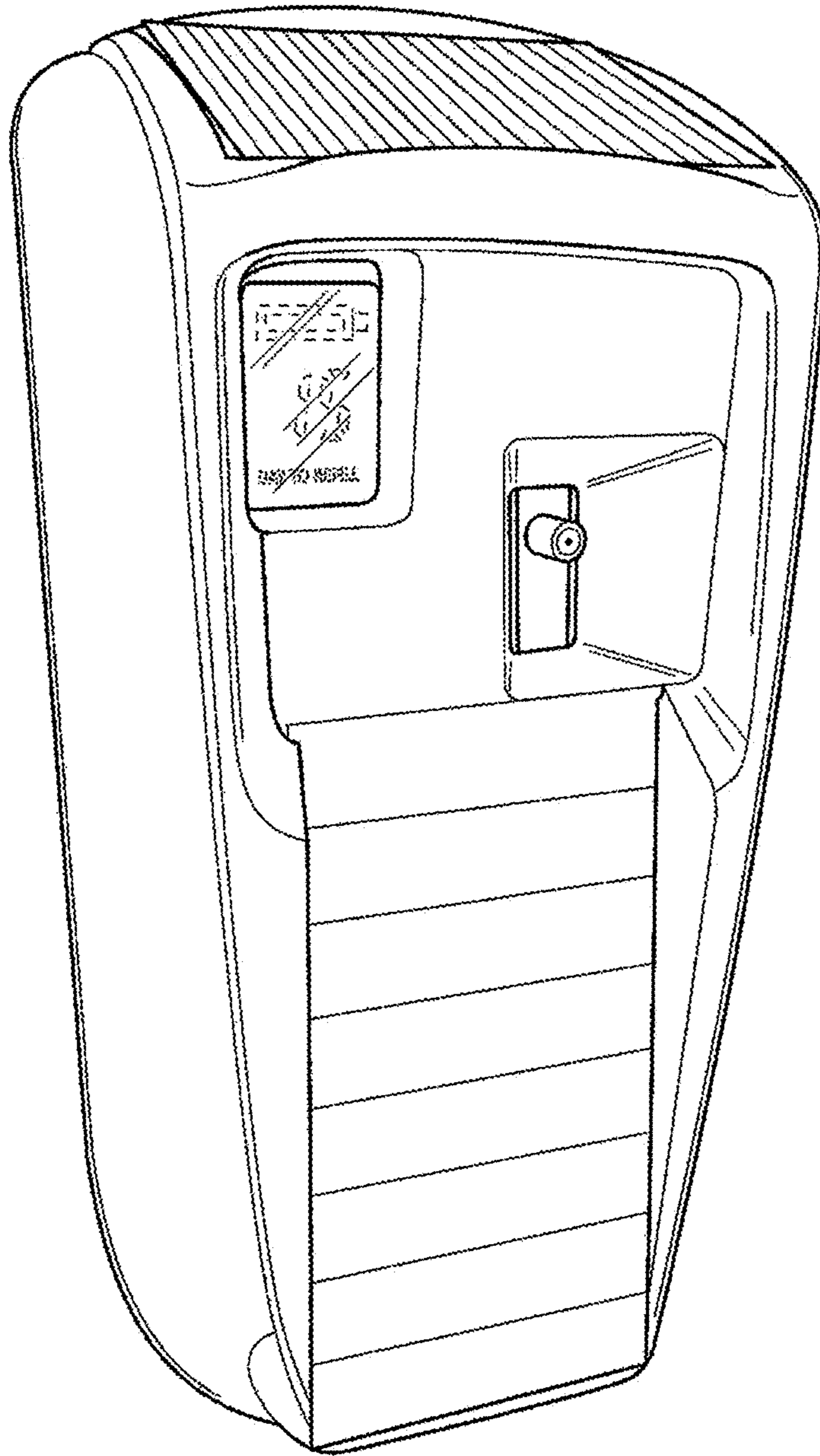


FIG. 1

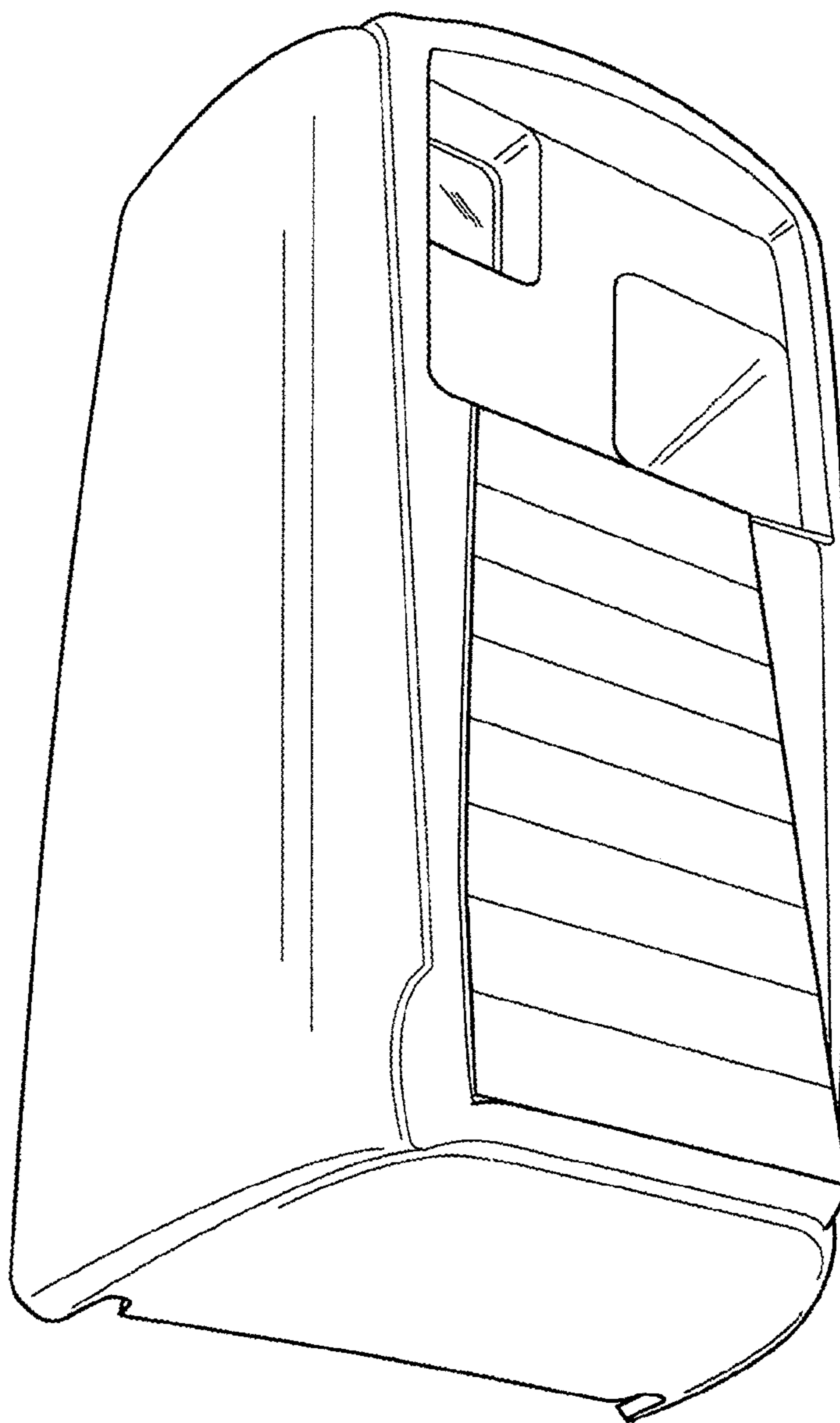


FIG. 2

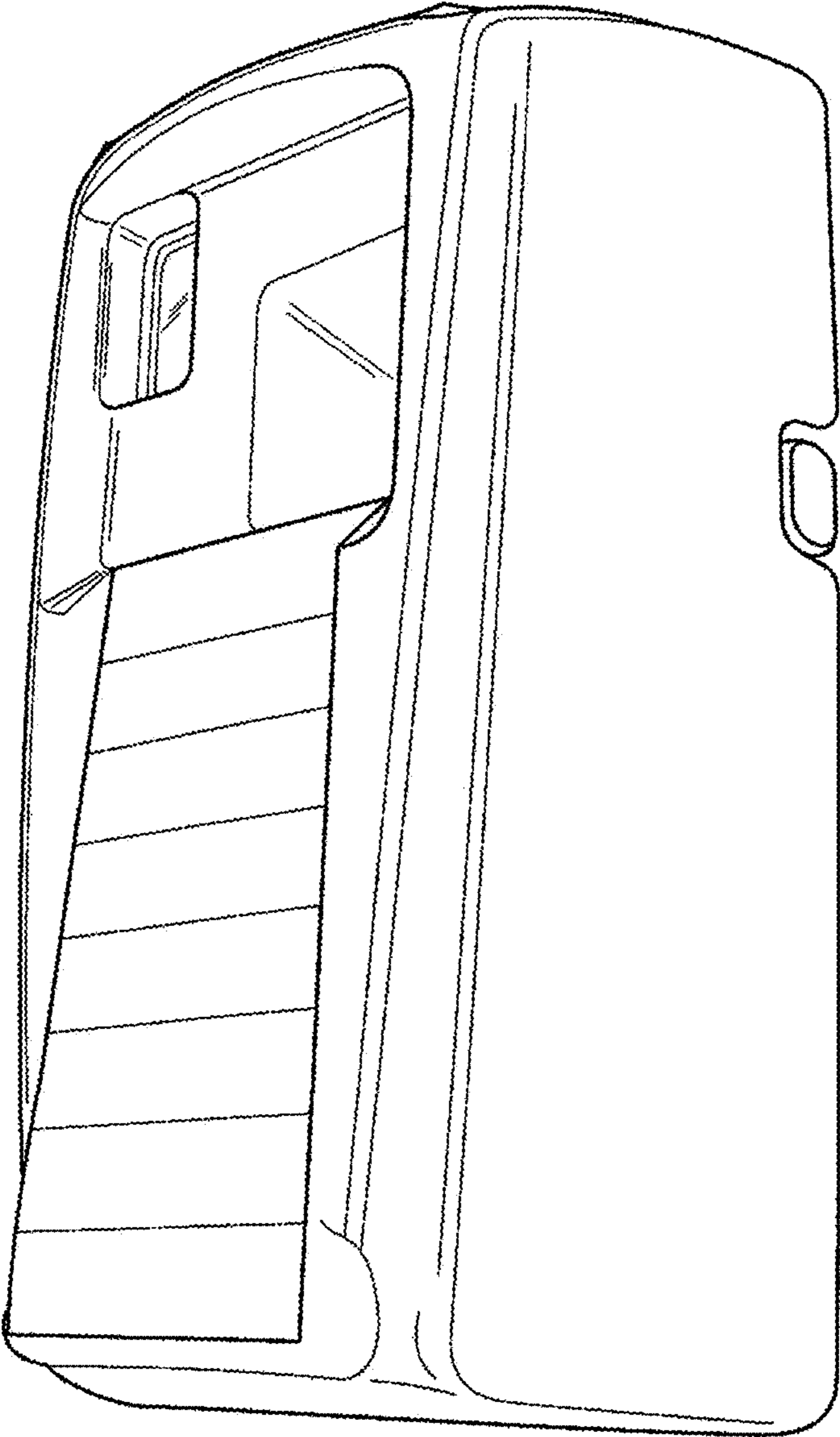


FIG. 3

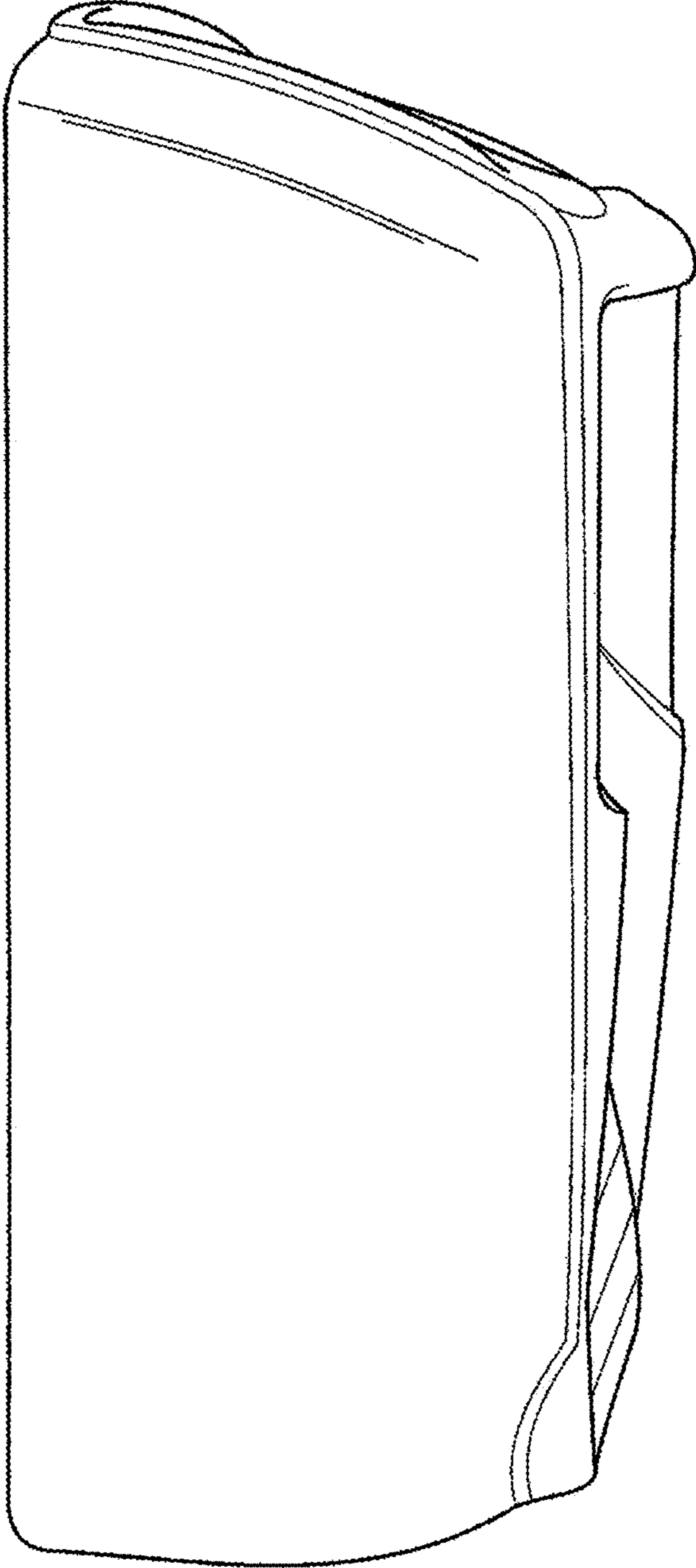


FIG. 4

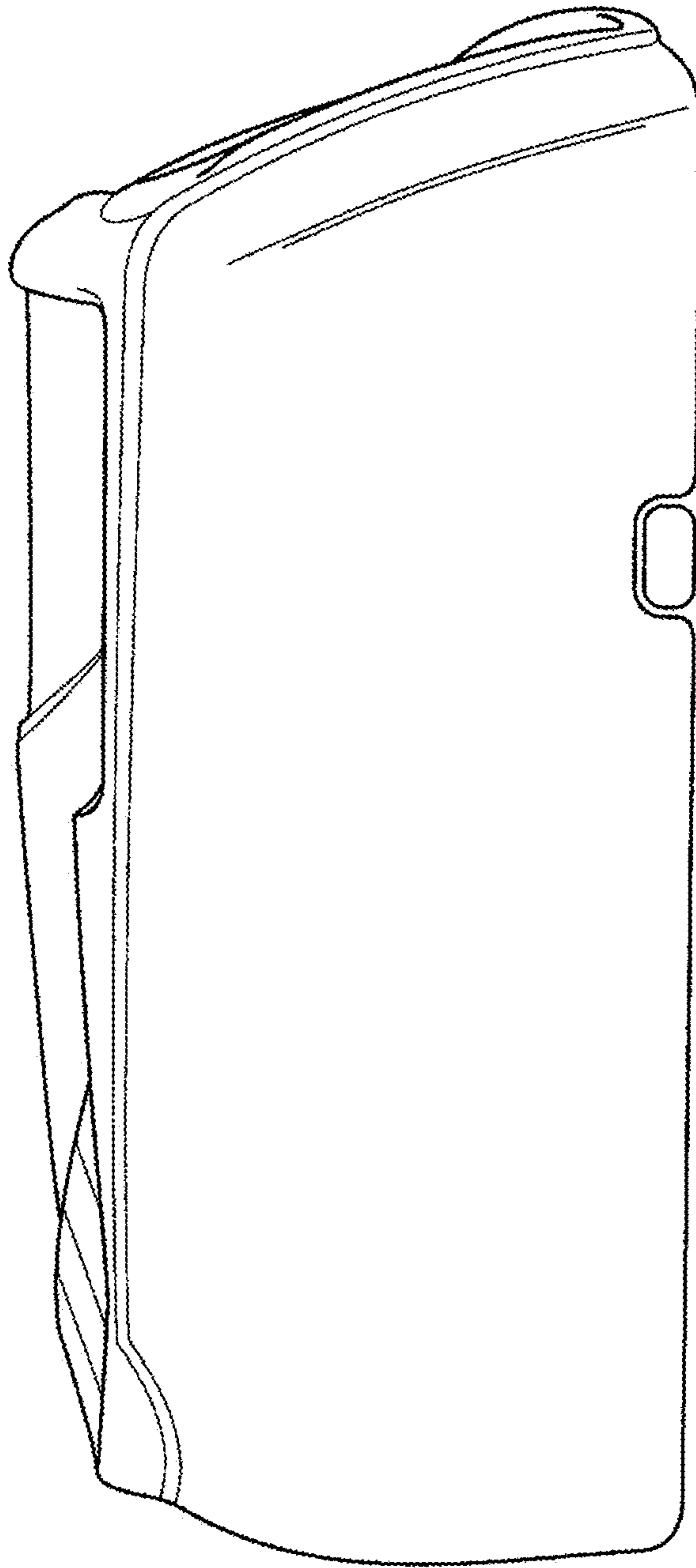


FIG. 5

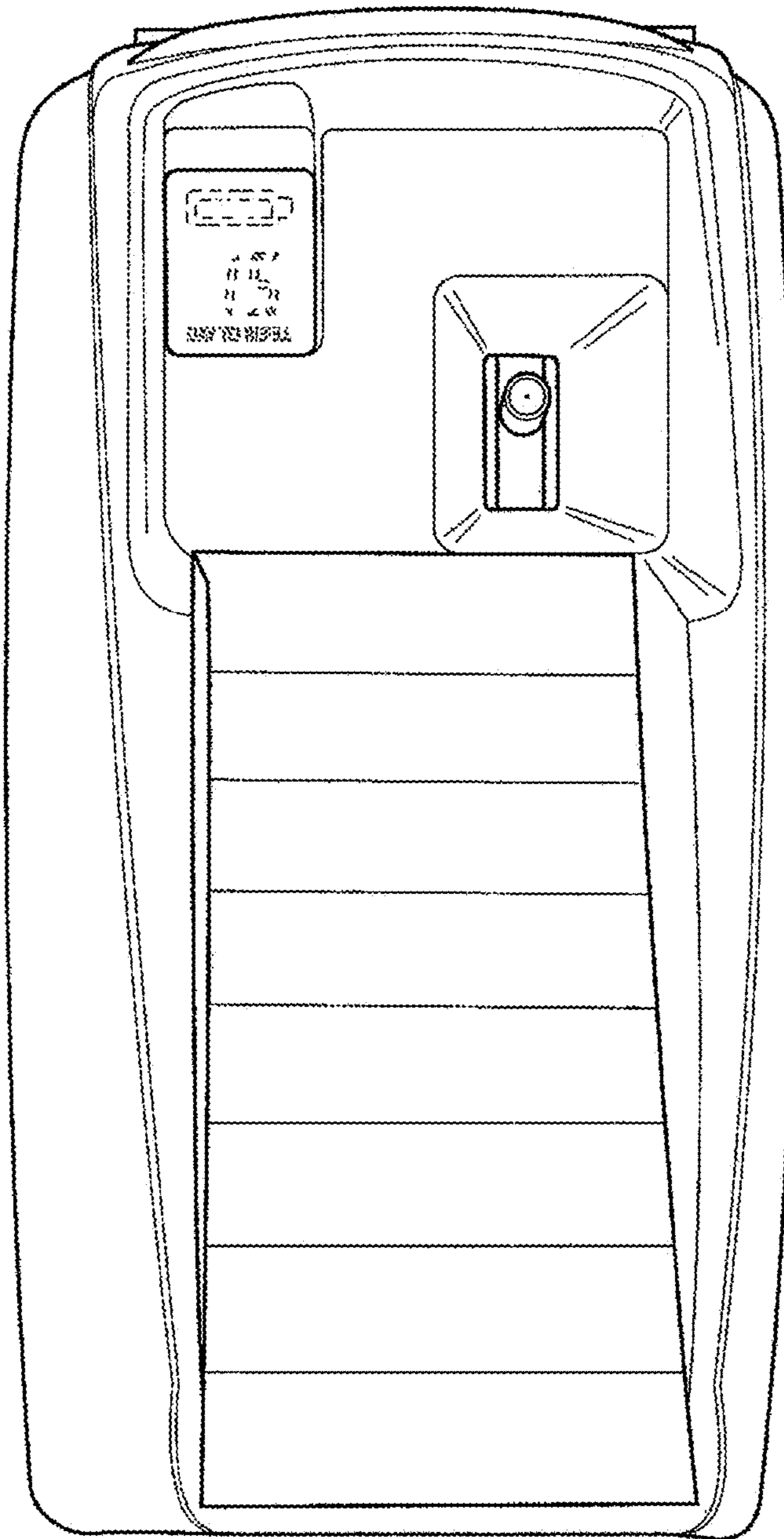


FIG. 6

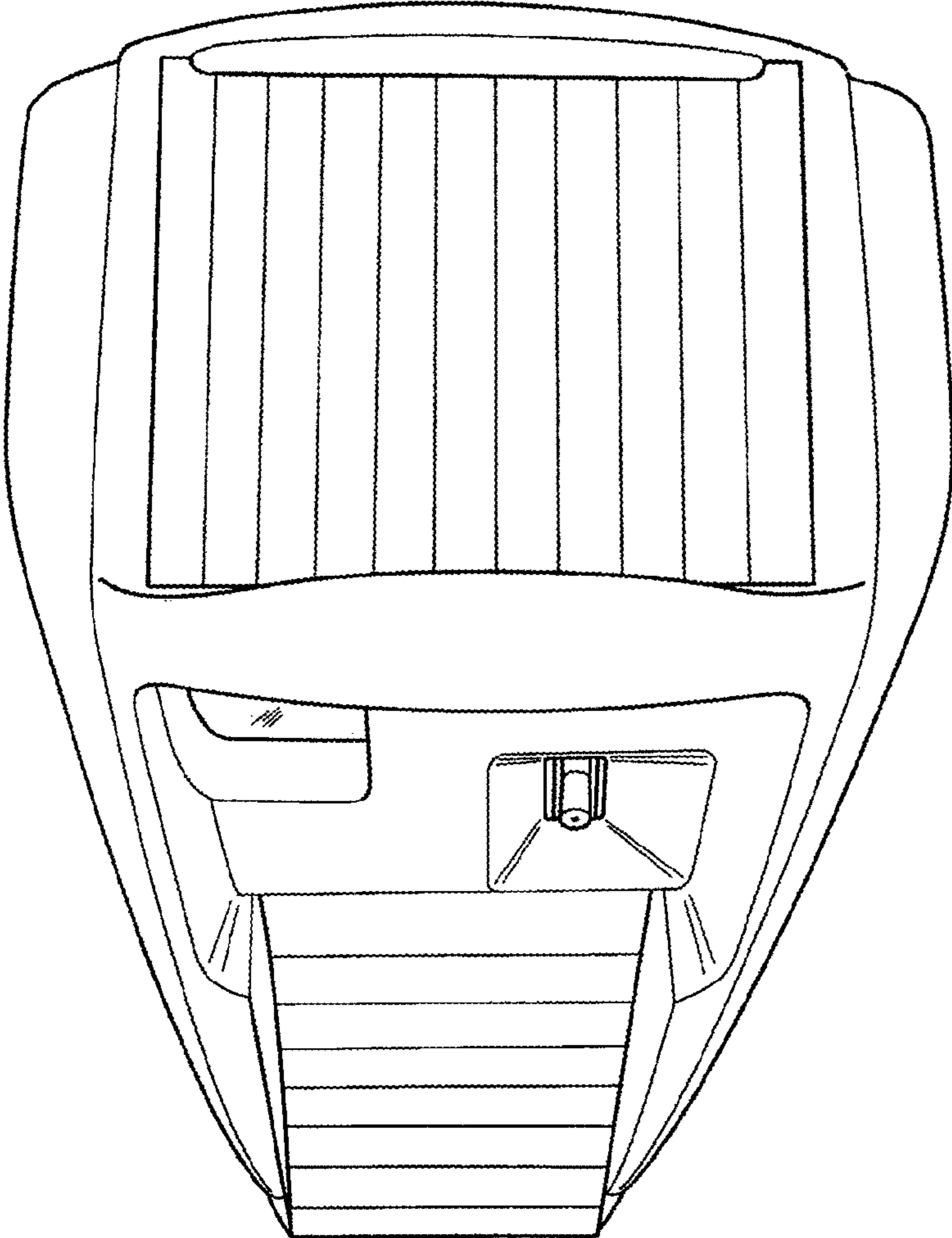


FIG. 7