

US00D741462S

(12) **United States Design Patent**
Champ

(10) **Patent No.:** **US D741,462 S**
(45) **Date of Patent:** **** Oct. 20, 2015**

(54) **MISTER**
(71) Applicant: **MerchSource, LLC**, Foothill Ranch, CA (US)
(72) Inventor: **Jeff Champ**, Aliso Viejo, CA (US)
(73) Assignee: **MerchSource, LLC**, Irvine, CA (US)
(**) Term: **14 Years**

(21) Appl. No.: **29/435,261**
(22) Filed: **Oct. 22, 2012**
(51) **LOC (10) Cl.** **23-03**
(52) **U.S. Cl.**
USPC **D23/328**

(58) **Field of Classification Search**
USPC D23/206, 314, 328, 229, 227, 226, 223,
D23/213, 370-385, 411-414, 365, 364;
D9/685, 682, 448, 447, 434, 663, 423,
D9/523, 516, 55, 688, 744, 691, 435;
415/60, 66, 68, 208.1, 213.1, 214.1;
239/302, 463, 574, 569
CPC F24F 6/12; F24F 7/007; F24F 5/0035;
Y02B 30/545
See application file for complete search history.

(56) **References Cited**
U.S. PATENT DOCUMENTS
5,338,495 A 8/1994 Steiner et al.
5,667,731 A * 9/1997 Junkel et al. 261/24
D486,885 S * 2/2004 Graves et al. D23/223

D553,227 S 10/2007 Chen et al.
D554,242 S * 10/2007 Chen D23/328
D571,206 S * 6/2008 Sweeton et al. D9/448
7,806,388 B2 10/2010 Junkel et al.
7,810,794 B2 10/2010 Chen
D678,980 S * 3/2013 Nies et al. D23/223
D702,122 S * 4/2014 Rech D9/448
D705,649 S * 5/2014 Sweeton D9/434
D730,732 S * 6/2015 Sweeton D9/448
2006/0255075 A1 * 11/2006 Foster et al. 222/383.1

* cited by examiner

Primary Examiner — T. Chase Nelson

Assistant Examiner — Ania Aman

(74) *Attorney, Agent, or Firm* — Avyno Law P.C.

(57) **CLAIM**

I claim the ornamental design for a mister, as shown and described.

DESCRIPTION

FIG. 1 is a perspective view of a mister.
FIG. 2 is a front elevation view of the mister as illustrated in FIG. 1.
FIG. 3 is a back elevation of the mister as illustrated in FIG. 1.
FIG. 4 is a view of the left side of the mister as illustrated in FIG. 1.
FIG. 5 is a view of the right side of the mister as illustrated in FIG. 1.
FIG. 6 is a top view of the mister as illustrated in FIG. 1; and, FIG. 7 is a bottom view of the mister as illustrated in FIG. 1.
The broken line shown in the drawings are for the purpose of illustrating portions of the article that form no part of the claimed design.

1 Claim, 5 Drawing Sheets





FIG. 1



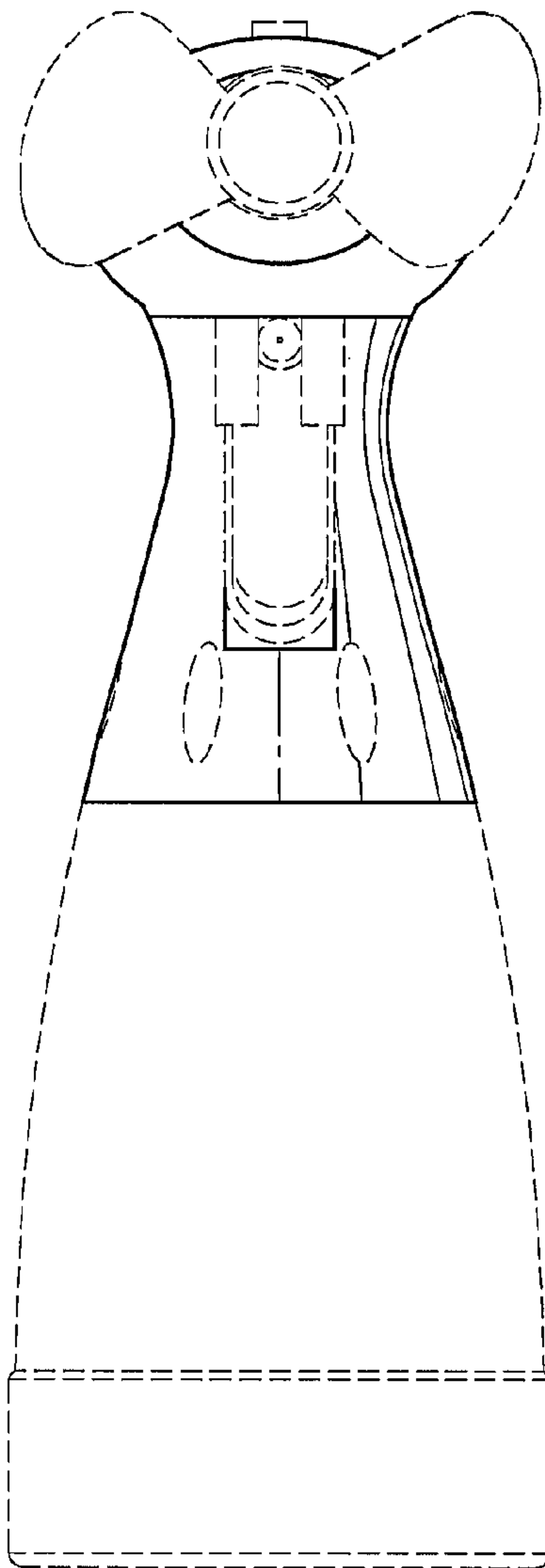


FIG. 2

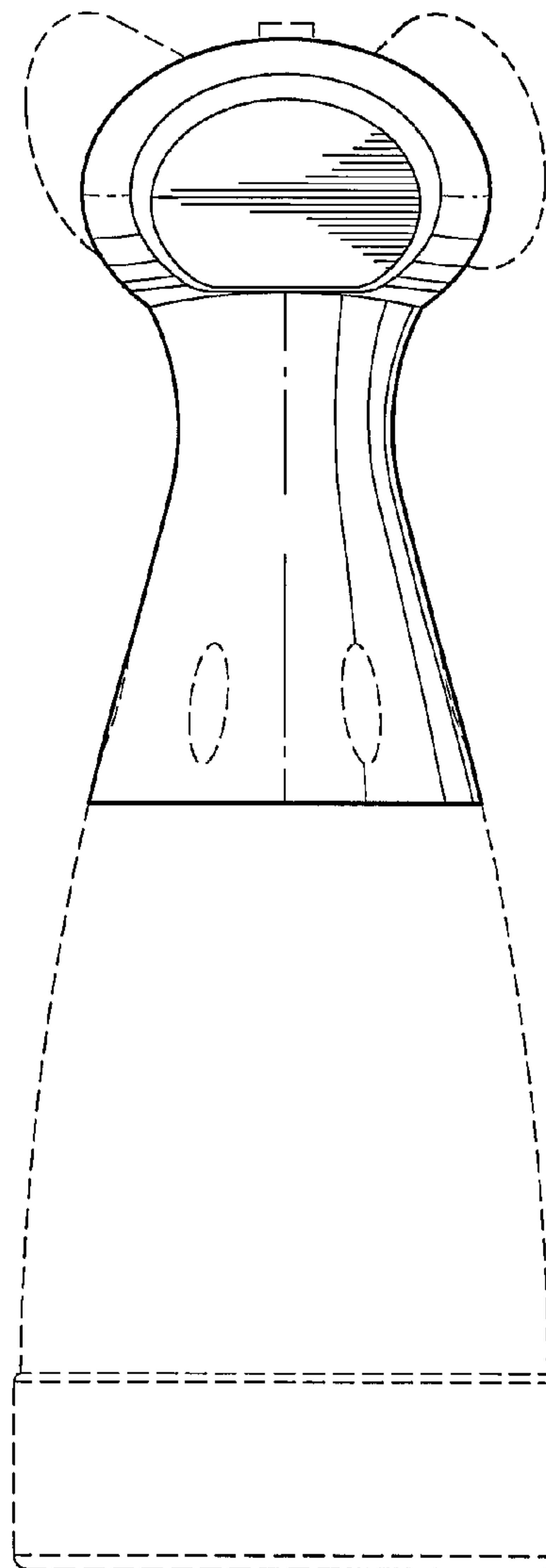


FIG. 3

FIG. 4

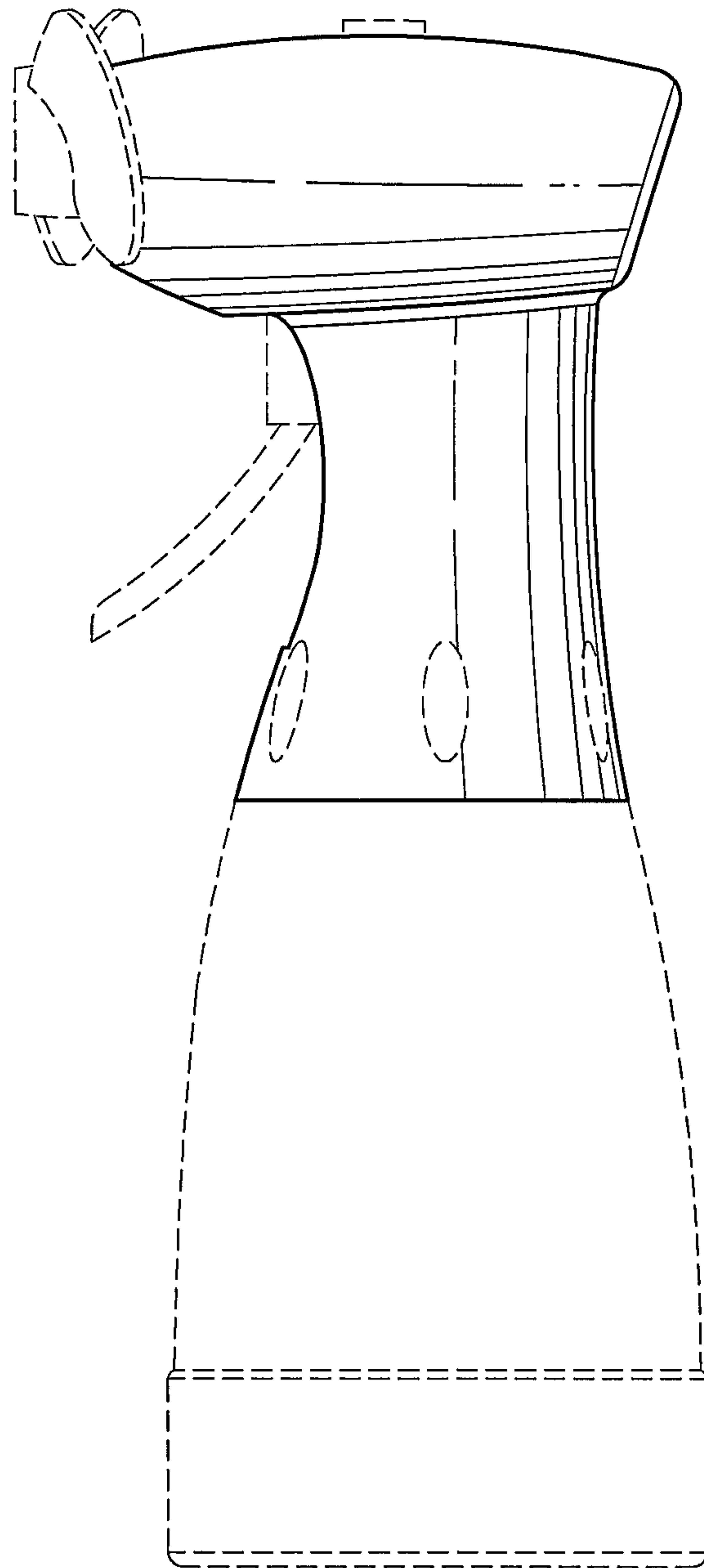


FIG. 5

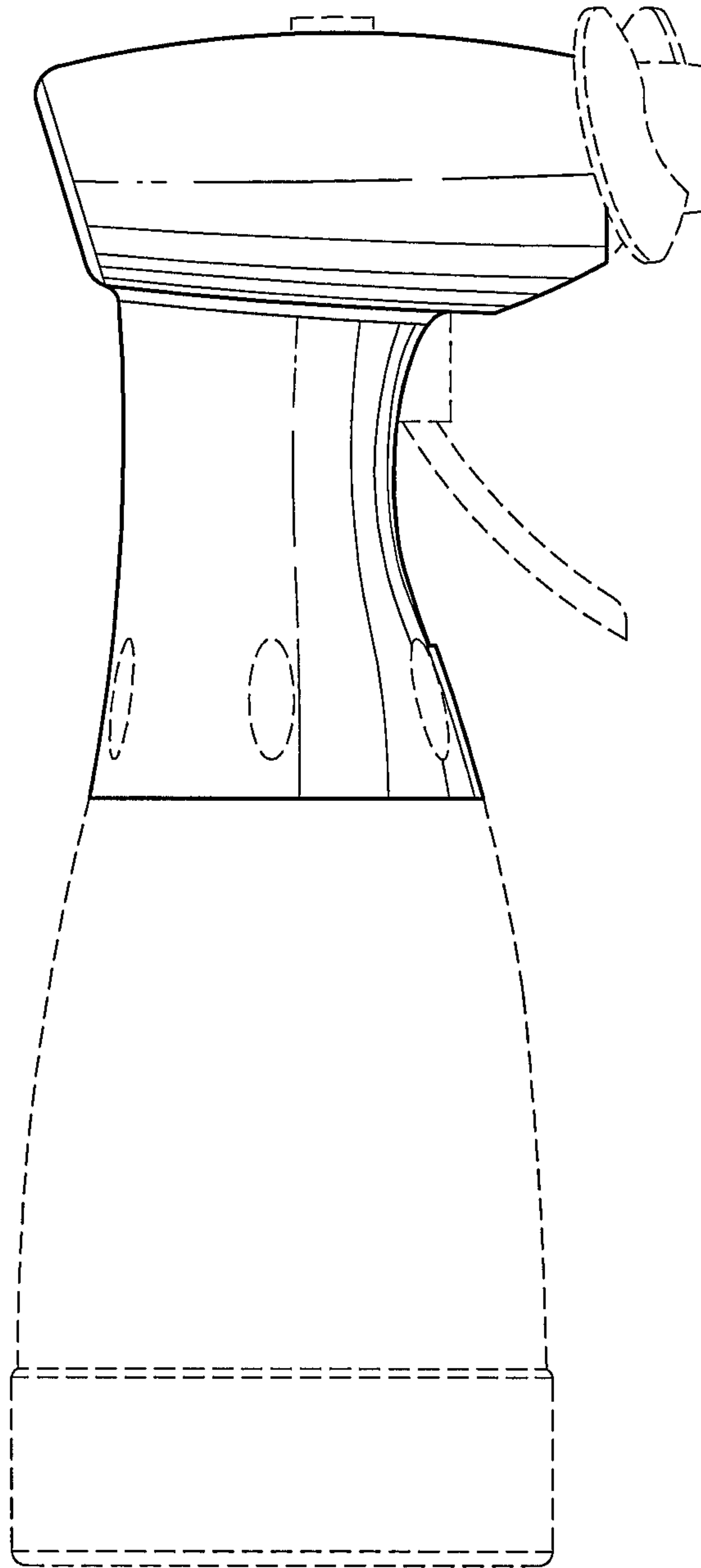


FIG. 6

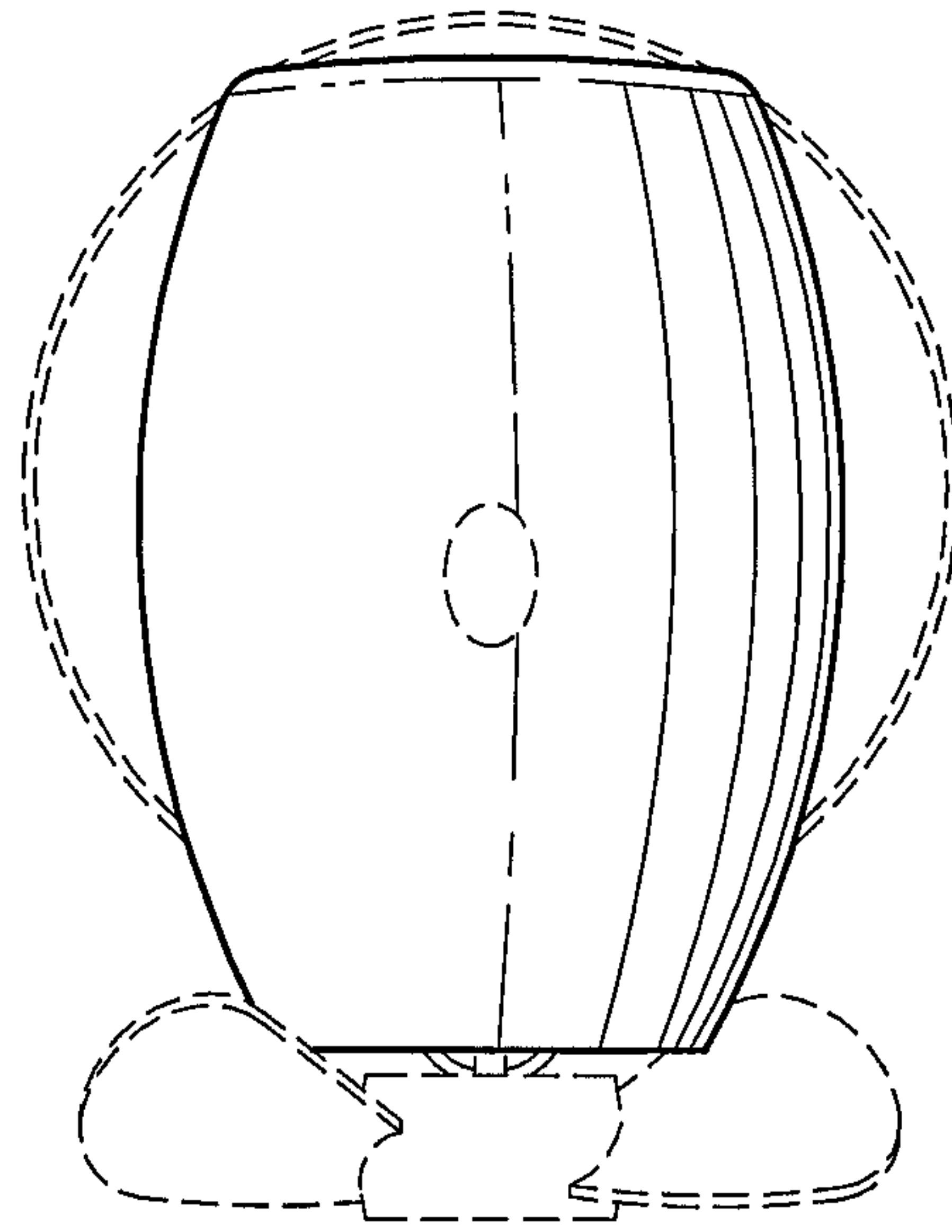


FIG. 7

