



US00D741460S

(12) **United States Design Patent**
Merrifield et al.

(10) **Patent No.:** **US D741,460 S**
(45) **Date of Patent:** **** Oct. 20, 2015**

(54) **FLUID DISTRIBUTOR**
(71) Applicant: **HEINEKEN UK LIMITED**, Edinburgh (GB)
(72) Inventors: **Chris Merrifield**, Edinburgh (GB); **Simon Gray**, Edinburgh (GB); **Stuart Briant**, Edinburgh (GB); **Ray Wrapson**, Oxfordshire (GB); **Simon Hopewell**, Oxfordshire (GB)
(73) Assignee: **Heineken UK Limited**, Edinburgh (GB)
(**) Term: **14 Years**

5,261,704 A * 11/1993 Araujo et al. 285/9.1
D357,970 S * 5/1995 Lupton et al. D23/213
5,444,879 A * 8/1995 Holtsnider 4/541.1
5,538,035 A * 7/1996 Gavin 137/363
D375,787 S * 11/1996 Bonnell et al. D23/304
D394,898 S * 6/1998 Evans D23/214
D416,074 S * 11/1999 Mogg D23/214
D432,207 S * 10/2000 Hsin-Fa D23/221
D442,260 S * 5/2001 Marzec et al. D23/233
D453,953 S * 2/2002 Pearl D23/213
D488,543 S * 4/2004 Fulcher et al. D23/259
D508,111 S * 8/2005 Karasawa D23/262
D524,402 S * 7/2006 Bosio D23/213
D544,499 S * 6/2007 Nimberger D15/5
D565,695 S * 4/2008 Wihk D23/209
D567,328 S * 4/2008 Spangler et al. D23/213
D578,548 S * 10/2008 Bohlen D15/5

(Continued)

(21) Appl. No.: **29/473,893**
(22) Filed: **Nov. 26, 2013**

Primary Examiner — Marianne Pandozzi
Assistant Examiner — Jae Liang

(30) **Foreign Application Priority Data**
Nov. 22, 2013 (EM) 002350595
(51) **LOC (10) Cl.** **23-01**
(52) **U.S. Cl.**
USPC **D23/263; D7/397**
(58) **Field of Classification Search**
USPC D7/308, 397, 213; D23/213, 262, 263,
D23/209, 304, 214, 221, 207, 210, 208;
222/183; 239/548, 550, 566, 565;
137/266; 210/275, 279, 291; D32/15;
D15/1, 3, 5; 123/557, 549, 593
See application file for complete search history.

(74) *Attorney, Agent, or Firm* — Alston & Bird LLP

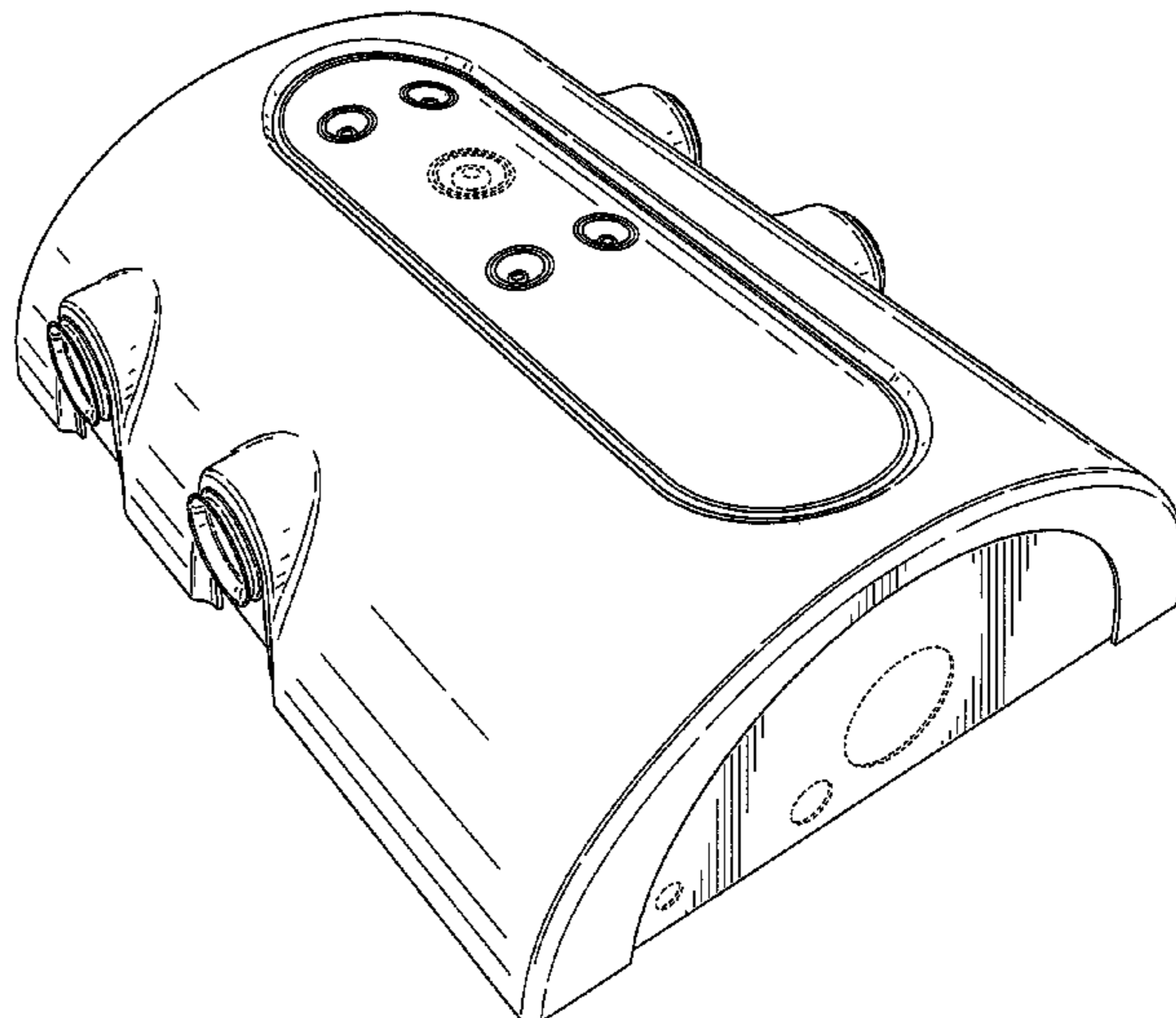
(57) **CLAIM**
The ornamental design for a fluid distributor, as shown and described.

(56) **References Cited**
U.S. PATENT DOCUMENTS
2,548,788 A * 4/1951 Helme 239/110
D175,814 S * 10/1955 Wells D23/207
D176,144 S * 11/1955 Kent D23/214
3,643,689 A * 2/1972 Isreeli et al. 137/561 A
3,730,429 A * 5/1973 Minto 236/94
4,732,397 A * 3/1988 Gavin 277/606
D336,945 S * 6/1993 Tsai D23/213

DESCRIPTION

The patent or application file contains at least one drawing executed in color. Copies of this patent or patent application publication with color drawing(s) will be provided by the Office upon request and payment of the necessary fee.
FIG. 1 is a perspective view of a fluid distributor showing our new design;
FIG. 2 is a front elevational view thereof;
FIG. 3 is a rear elevational view thereof;
FIG. 4 is a left side elevational view thereof;
FIG. 5 is a right side elevational view thereof
FIG. 6 is a top plan view thereof; and,
FIG. 7 is a bottom plan view thereof.
The broken line showing in the figure drawings are included for the purpose of illustration and form no part of the claimed design.

1 Claim, 5 Drawing Sheets



US D741,460 S

Page 2

(56)

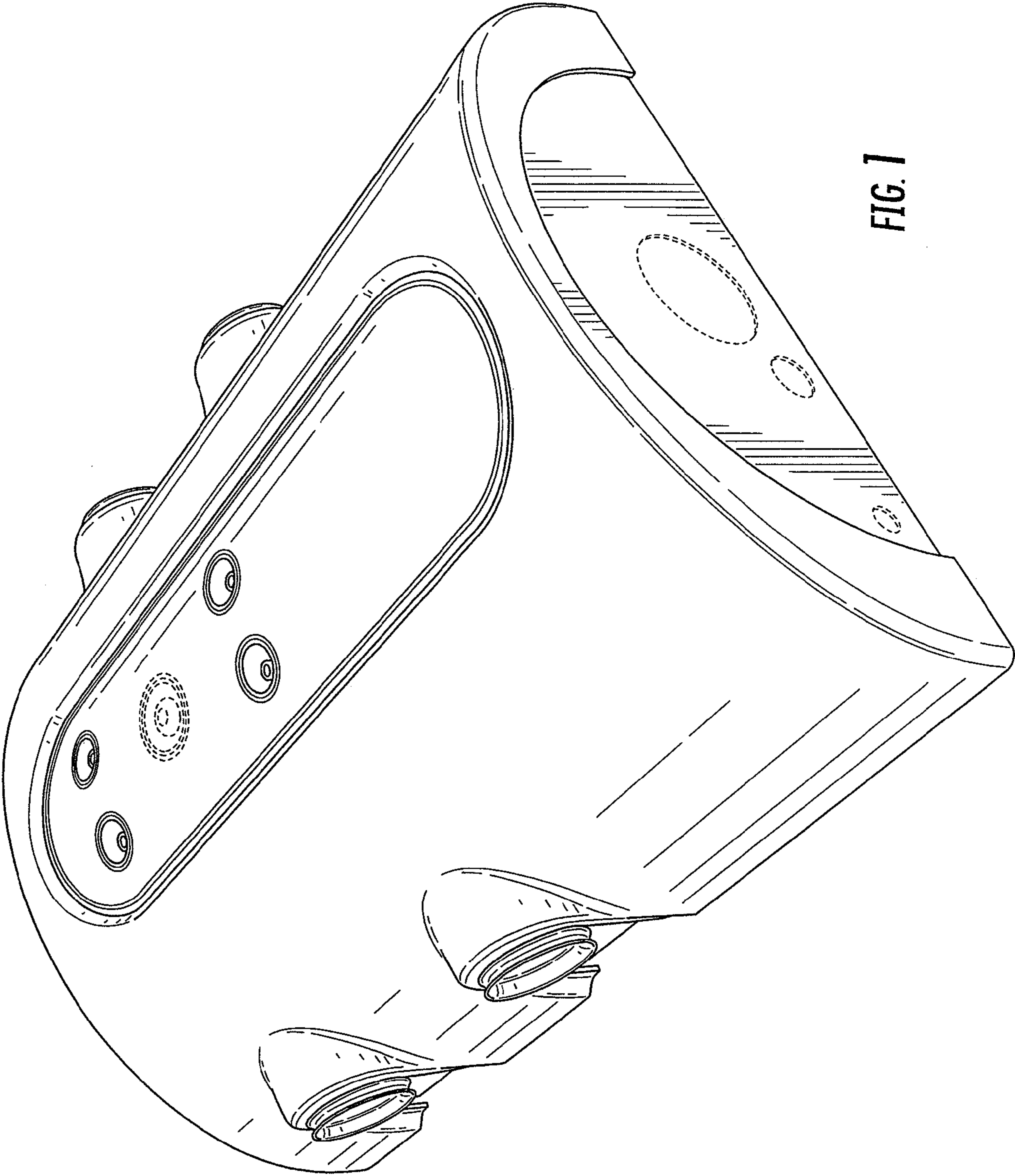
References Cited

U.S. PATENT DOCUMENTS

D583,437 S * 12/2008 Fulcher et al. D23/213
D638,094 S * 5/2011 Ditullio D23/202
D657,014 S * 4/2012 Seiz D23/213

D673,646 S * 1/2013 Ben-Horin et al. D23/209
D681,159 S * 4/2013 Ben-Horin et al. D23/209
D684,661 S * 6/2013 Ogen et al. D23/213
2005/0199293 A1 * 9/2005 Fulcher et al. 137/561 A

* cited by examiner



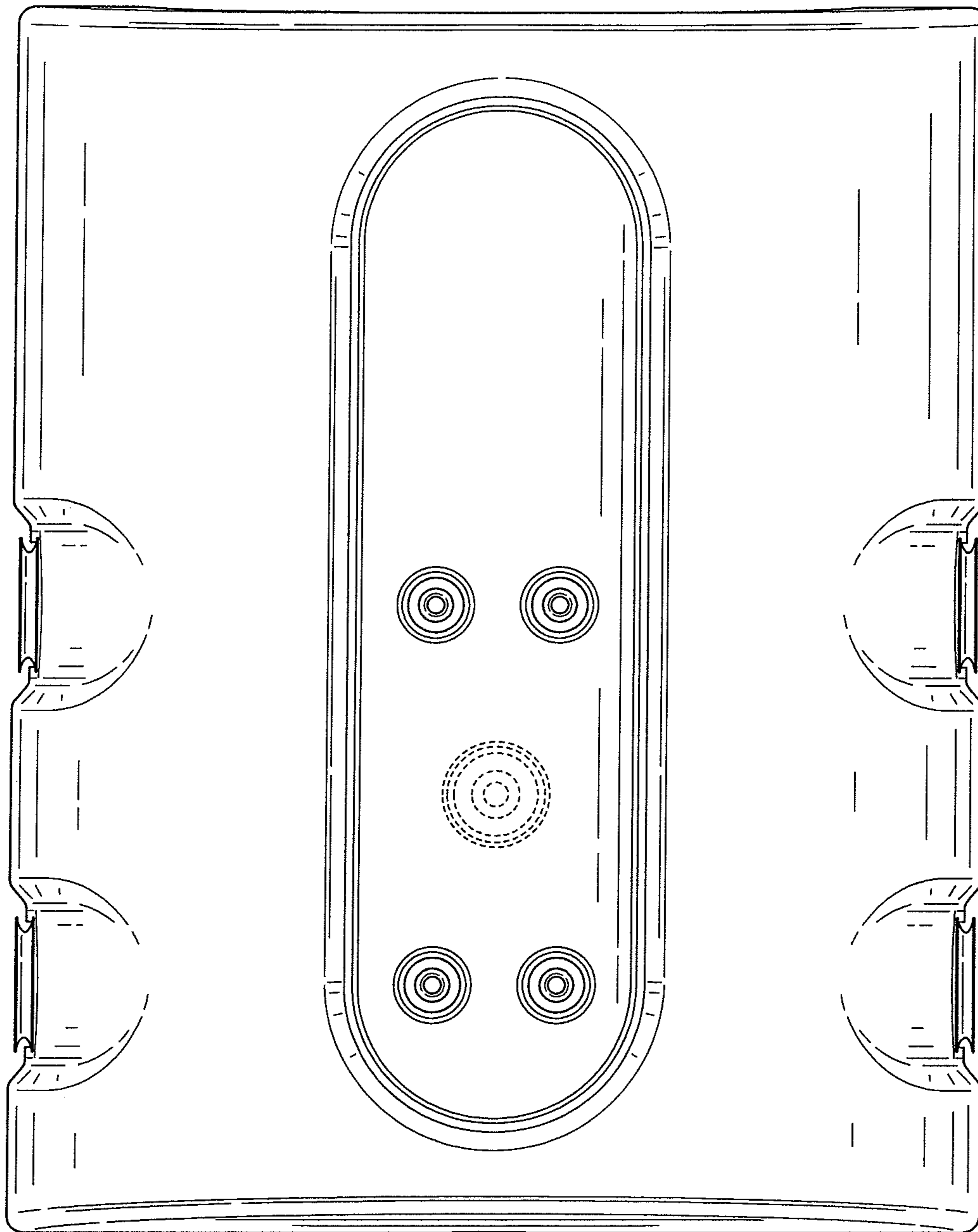


FIG. 2

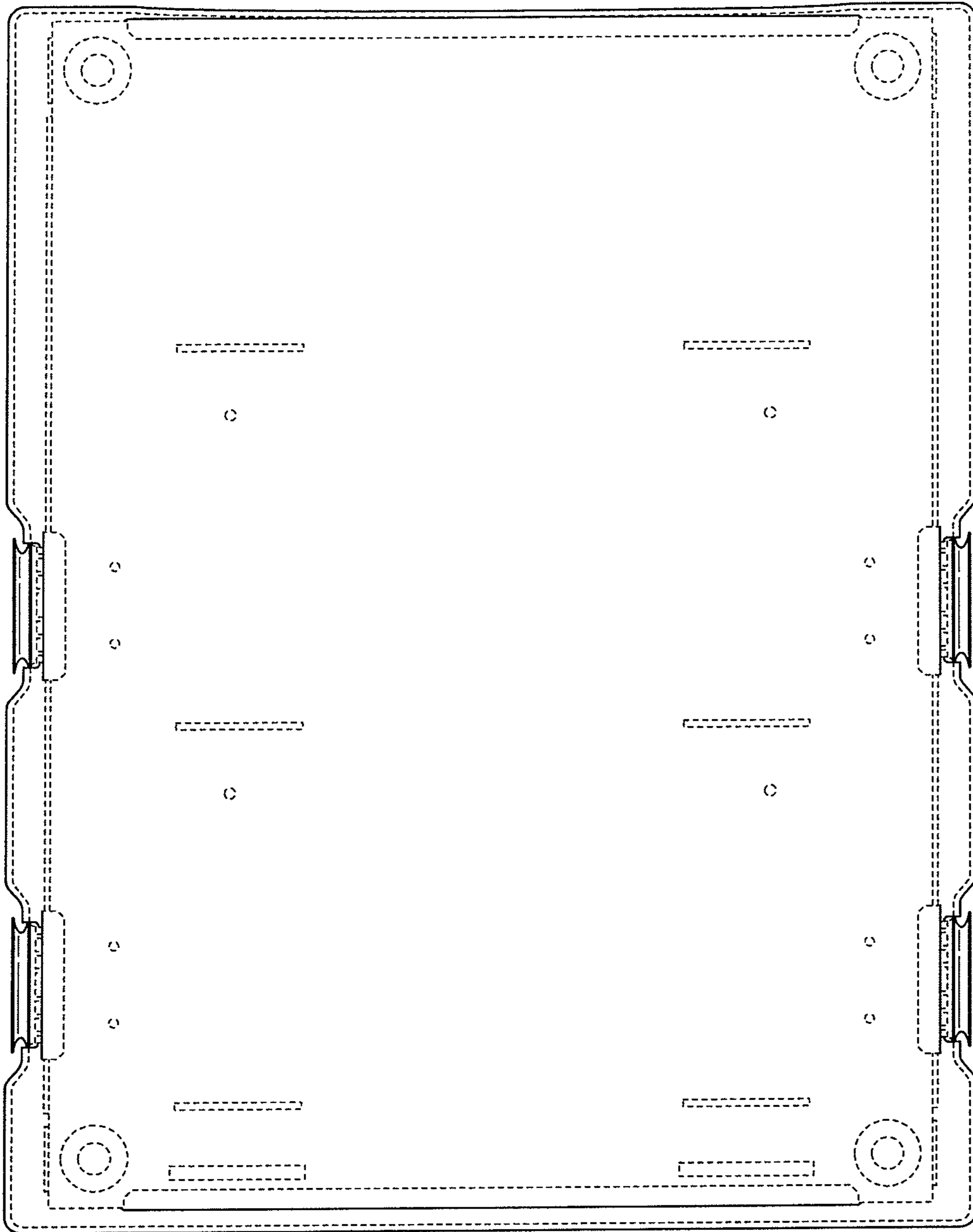


FIG. 3




FIG. 4

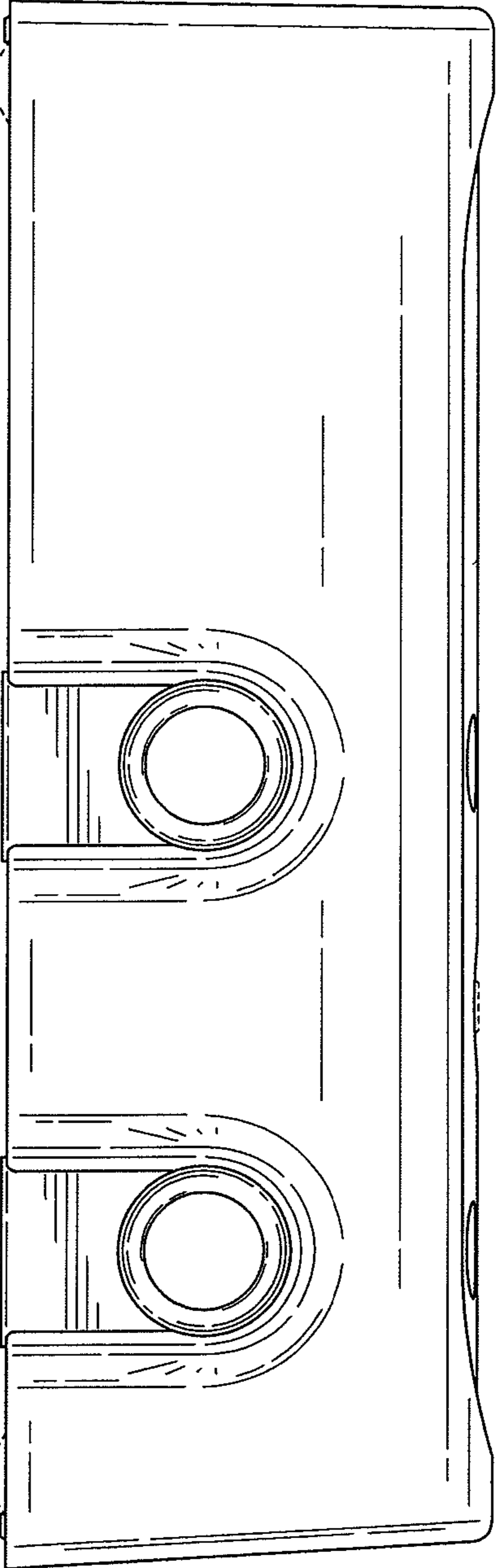


FIG. 5

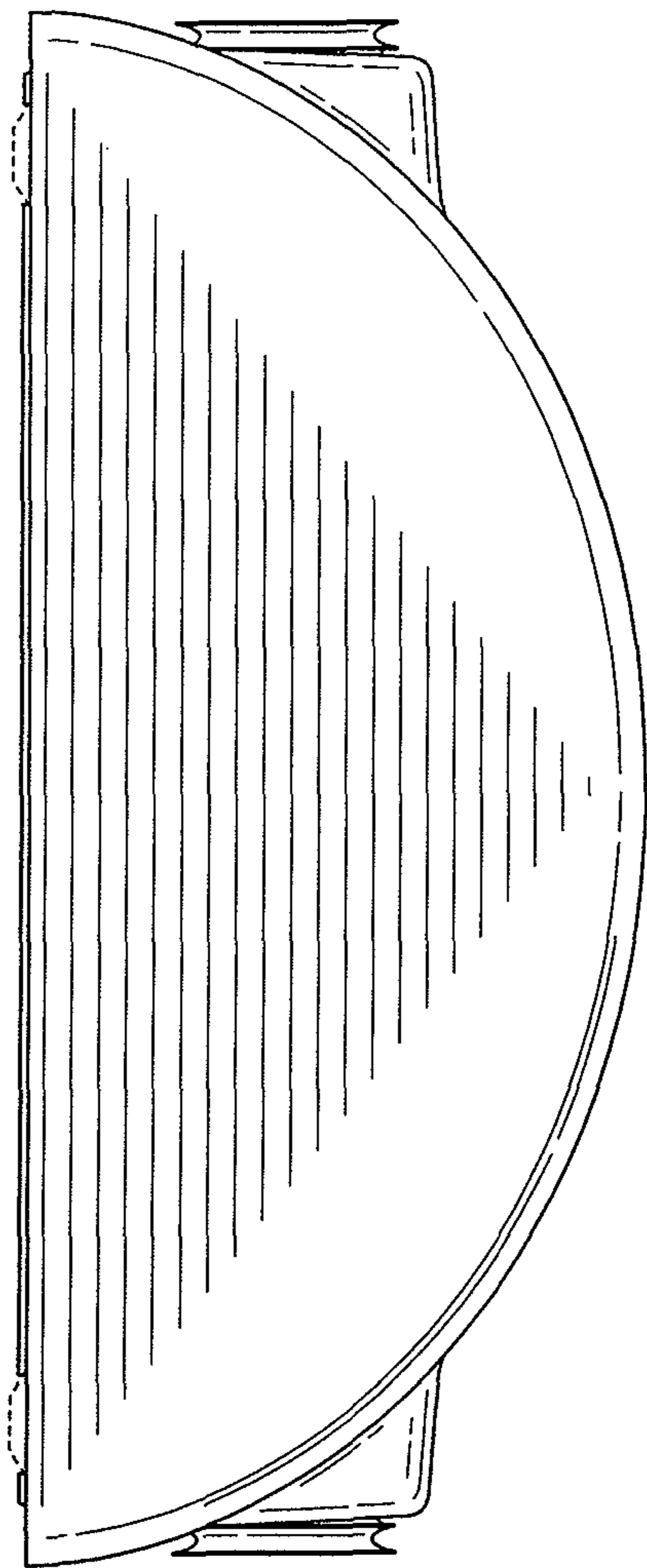


FIG. 6

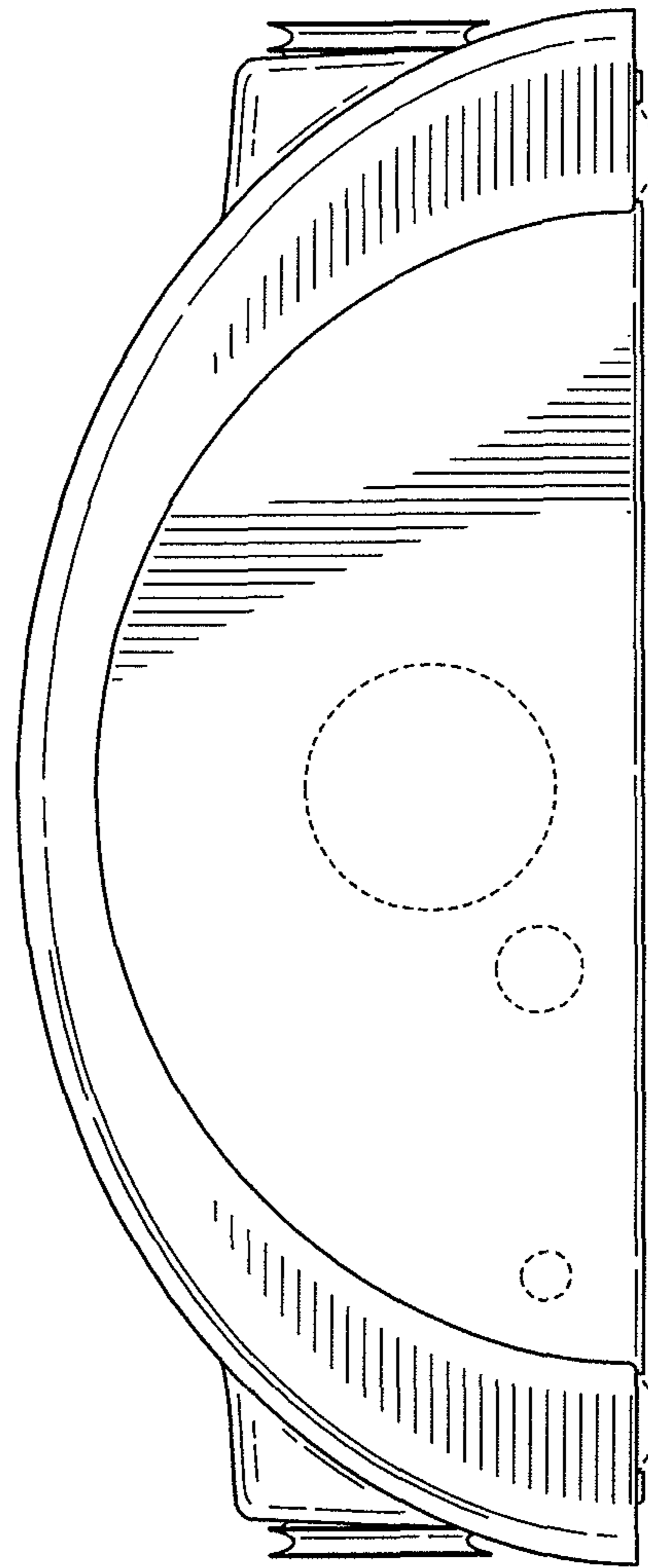


FIG. 7