



US00D741430S

(12) **United States Design Patent**  
**Cooks**

(10) **Patent No.:** **US D741,430 S**

(45) **Date of Patent:** **\*\* Oct. 20, 2015**

(54) **SKATEBOARD DECK**

(71) Applicant: **Keith Cooks**, Fremont, OH (US)

(72) Inventor: **Keith Cooks**, Fremont, OH (US)

(\*\*) Term: **14 Years**

(21) Appl. No.: **29/498,543**

(22) Filed: **Aug. 5, 2014**

(51) **LOC (10) Cl.** ..... **21-02**

(52) **U.S. Cl.**  
USPC ..... **D21/765**

(58) **Field of Classification Search**

USPC ..... D21/419, 421, 423, 426, 760, 765, 766,  
D21/769, 771, 776, 803; 280/7.14, 11.115,  
280/11.19, 11.27, 11.28, 14.21, 87.01,  
280/87.021, 87.03, 87.041, 87.042, 607,  
280/608, 609, 809; 180/180, 181; 434/247,  
434/253, 258; D2/946, 952, 953, 961  
CPC .... A63C 17/01; A63C 17/011; A63C 17/012;  
A63C 17/014; A63C 17/015; A63C 17/02;  
A63C 17/26; A63C 5/003; A63B 69/0022;  
B60Q 1/326; B62K 3/001  
See application file for complete search history.

(56) **References Cited**

**U.S. PATENT DOCUMENTS**

D224,424 S \* 7/1972 Schell ..... D21/765  
D227,688 S \* 7/1973 Chase ..... D21/766  
D251,080 S \* 2/1979 Koblick ..... D2/916  
D261,544 S \* 10/1981 Cramer ..... D21/765  
5,090,716 A \* 2/1992 Borden ..... 280/87.042  
D356,673 S \* 3/1995 Gerhartl ..... D2/961  
5,618,053 A \* 4/1997 Moelg et al. .... 280/609  
D393,726 S \* 4/1998 Sweeney ..... D25/113  
D455,646 S \* 4/2002 Davis ..... D9/624  
D476,748 S \* 7/2003 Nezirevic ..... D25/112  
D520,290 S \* 5/2006 Curtis ..... D6/588  
D551,830 S \* 10/2007 Fudalik ..... D2/946  
D556,990 S \* 12/2007 Cabados ..... D2/961

D576,700 S \* 9/2008 Williams ..... D21/765  
D606,705 S \* 12/2009 Weis ..... D28/59  
D639,213 S \* 6/2011 McElroy ..... D12/114  
D662,999 S \* 7/2012 Sobolik ..... D21/766  
8,813,386 B2 \* 8/2014 Pucci ..... 36/11.5  
2008/0127527 A1 \* 6/2008 Chen ..... 36/3 B

\* cited by examiner

*Primary Examiner* — Cynthia M Chin

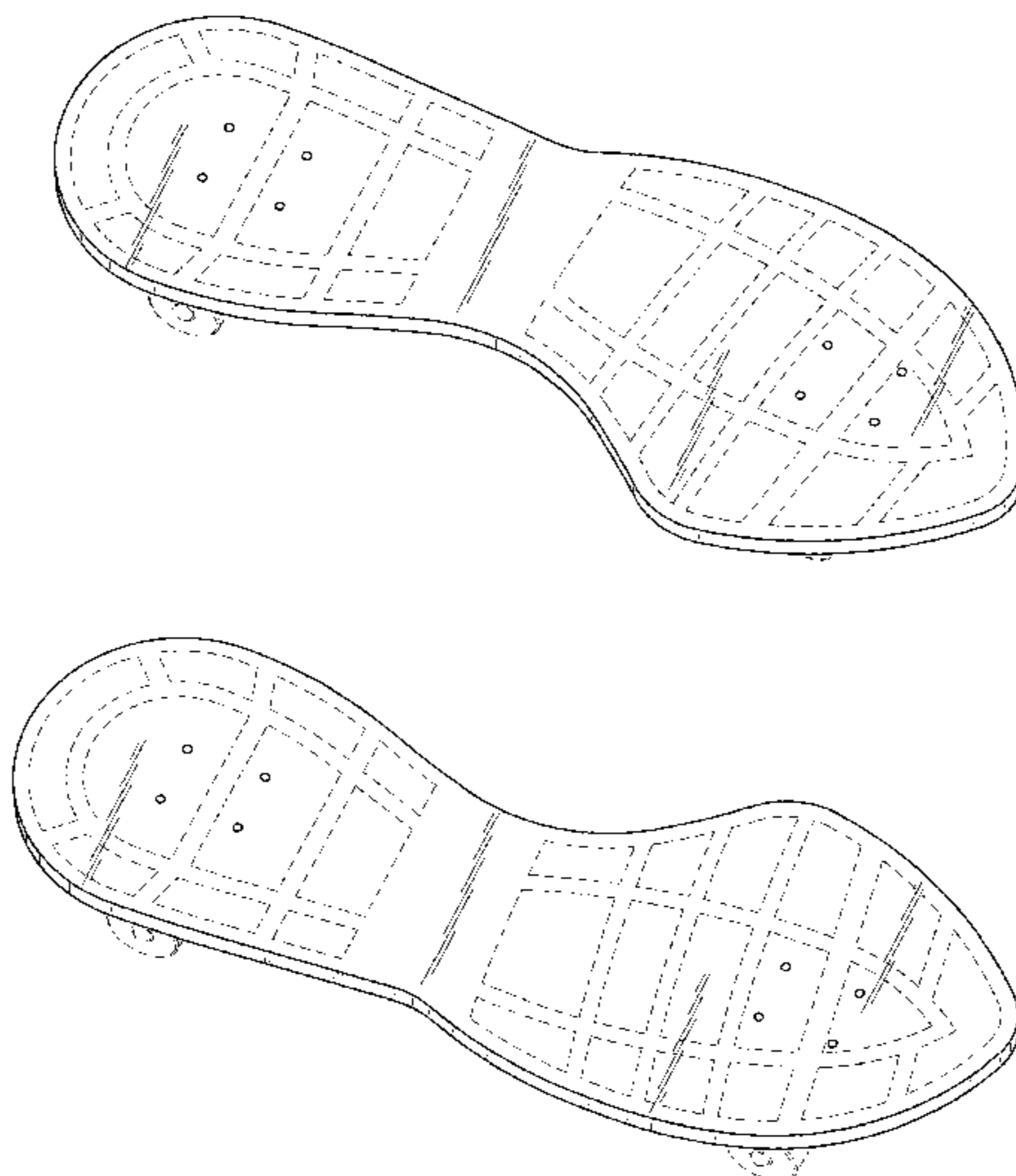
(57) **CLAIM**

The ornamental design for a skateboard deck, as shown and described.

**DESCRIPTION**

FIG. 1 is a perspective top view of a first embodiment of a skateboard deck;  
FIG. 2 is a front elevation view of the first embodiment of the skateboard deck;  
FIG. 3 is a rear elevation view of the first embodiment of the skateboard deck;  
FIG. 4 is a left side elevation view of the first embodiment of the skateboard deck;  
FIG. 5 is a right side view of the first embodiment of the skateboard deck;  
FIG. 6 is a top plan view of the first embodiment of the skateboard deck;  
FIG. 7 is a bottom plan view of the first embodiment of the skateboard deck;  
FIG. 8 is a perspective top view of a second embodiment, which is a mirror image of the first embodiment of the skateboard deck;  
FIG. 9 is another top plan view of the first embodiment of the skateboard deck shown in an alternate environment; and,  
FIG. 10 is another top plan view of the second embodiment of the skateboard deck shown in an alternate environment.  
The broken lines shown are included for the purpose of illustrating the unclaimed portions of the skateboard deck and form no part of the claimed design.

**1 Claim, 5 Drawing Sheets**



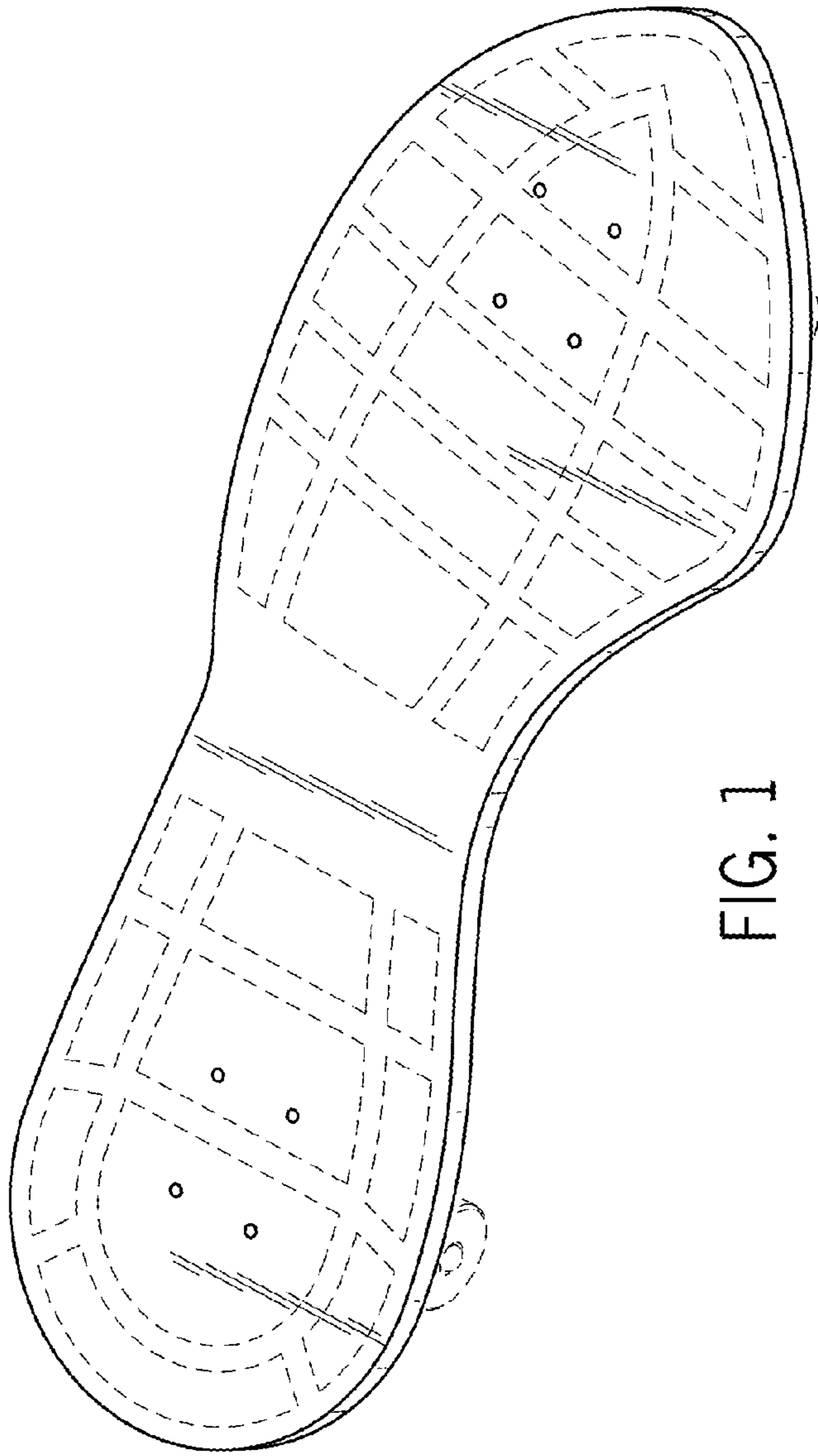


FIG. 1

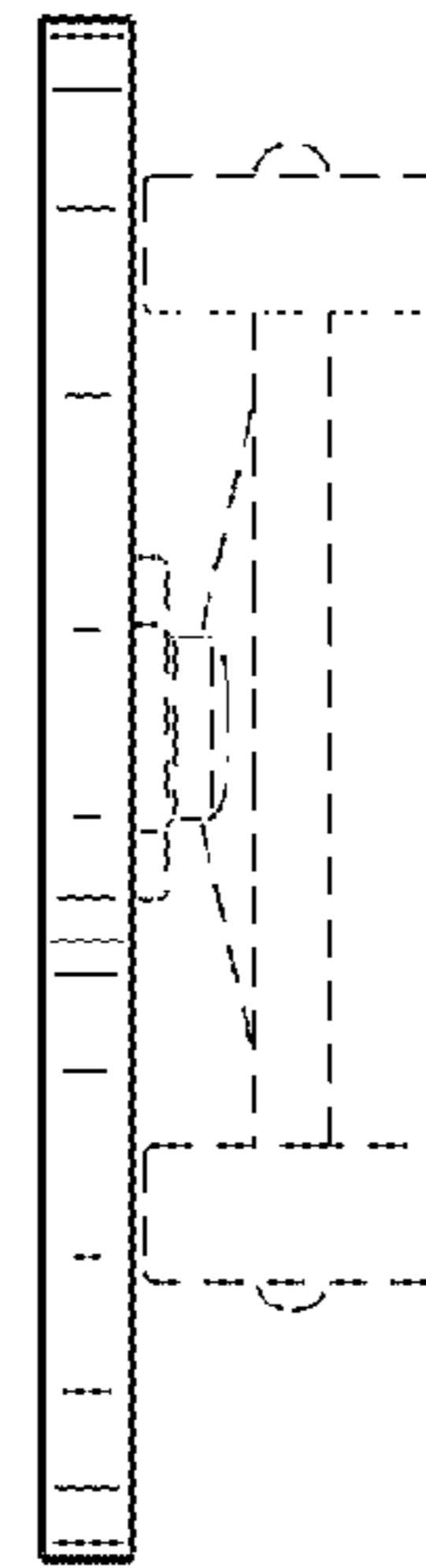


FIG. 2

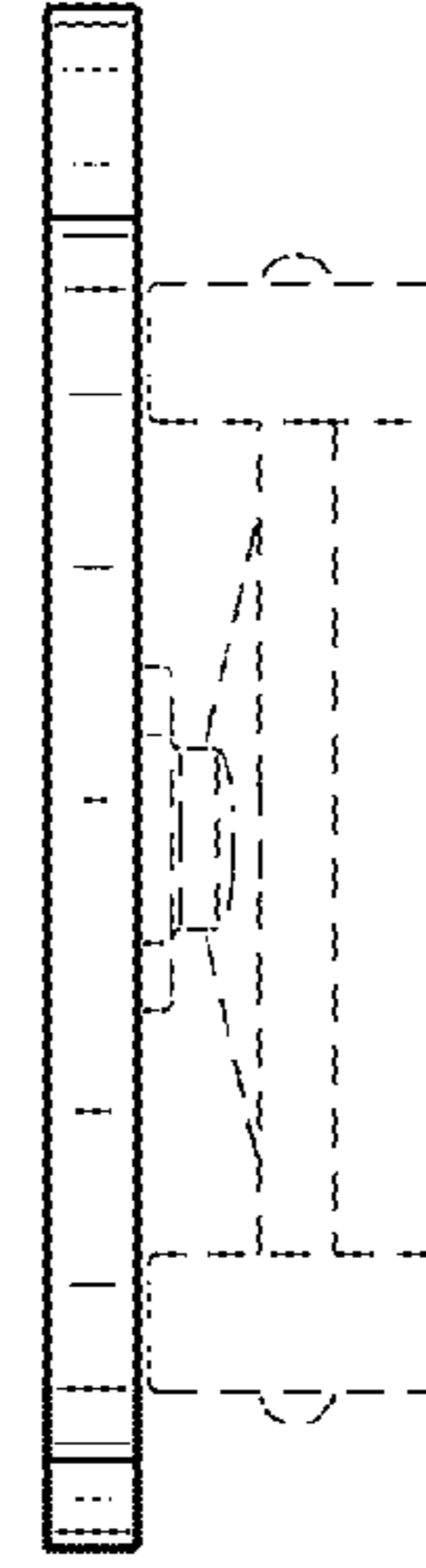


FIG. 3

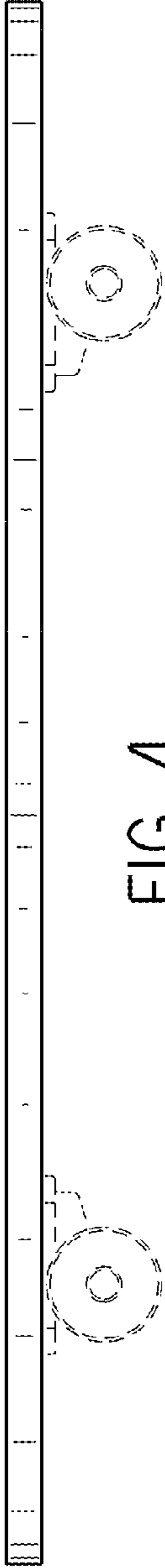


FIG. 4

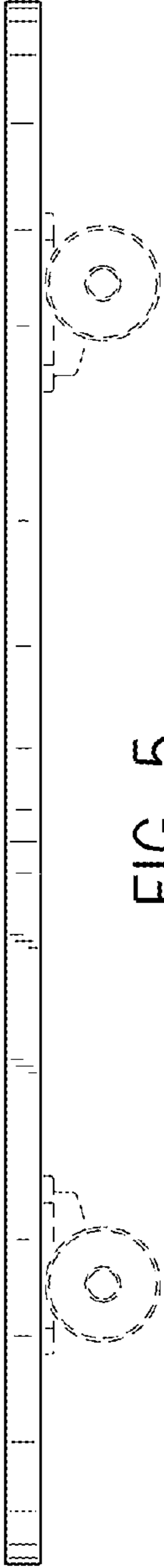


FIG. 5

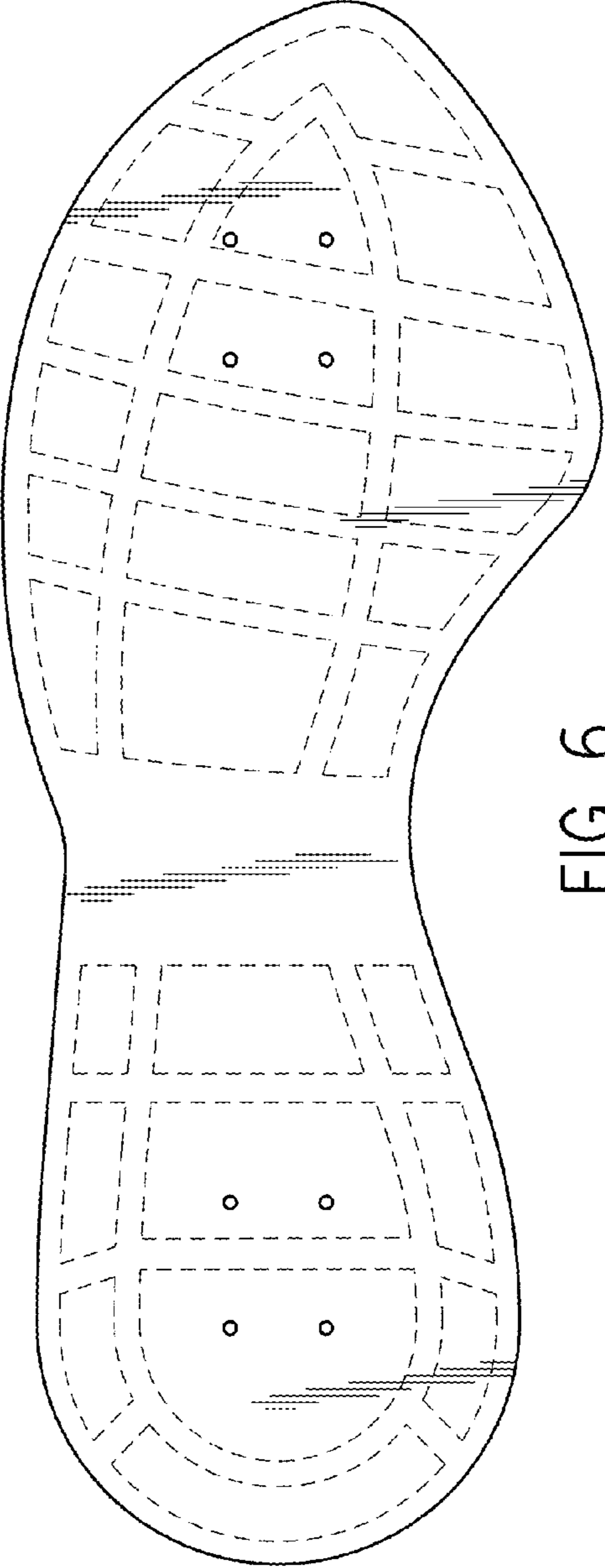


FIG. 6

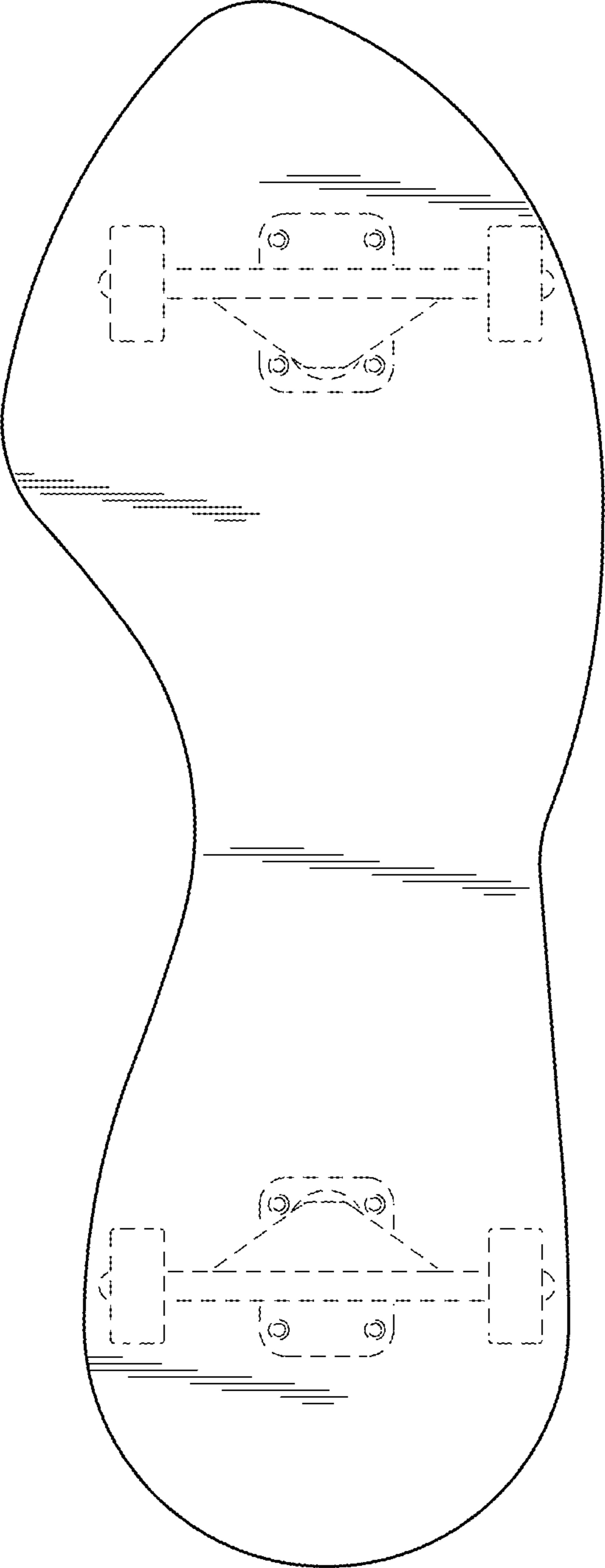


FIG. 7

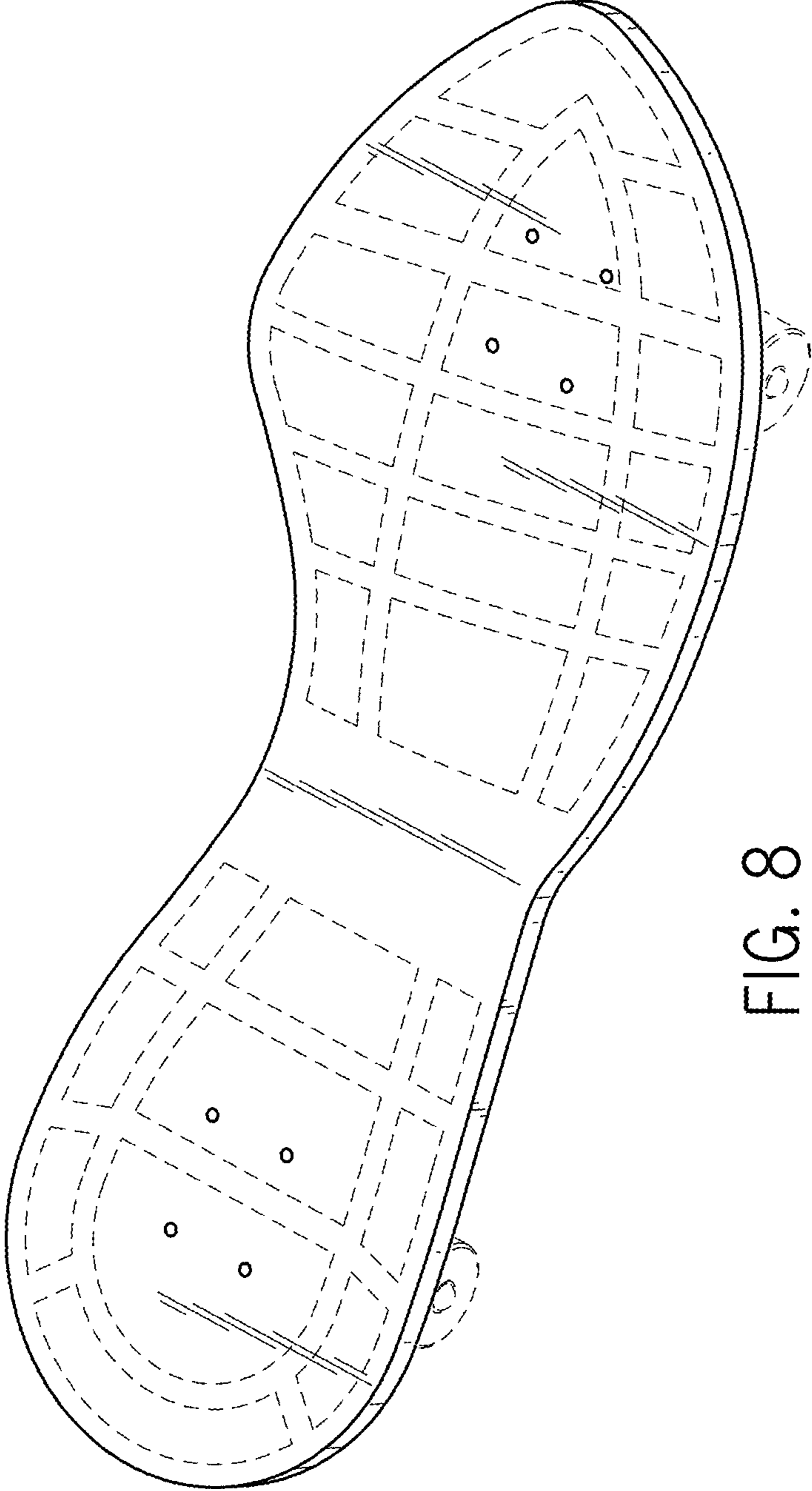


FIG. 8



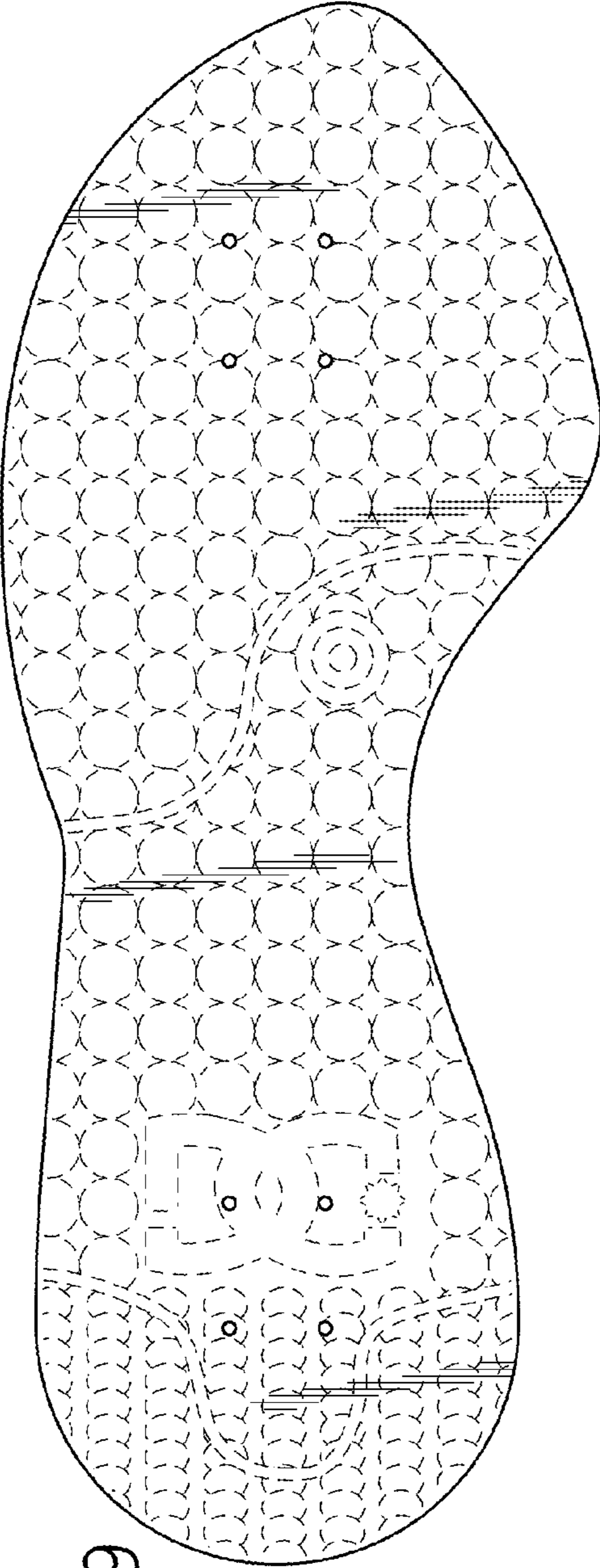


FIG. 9

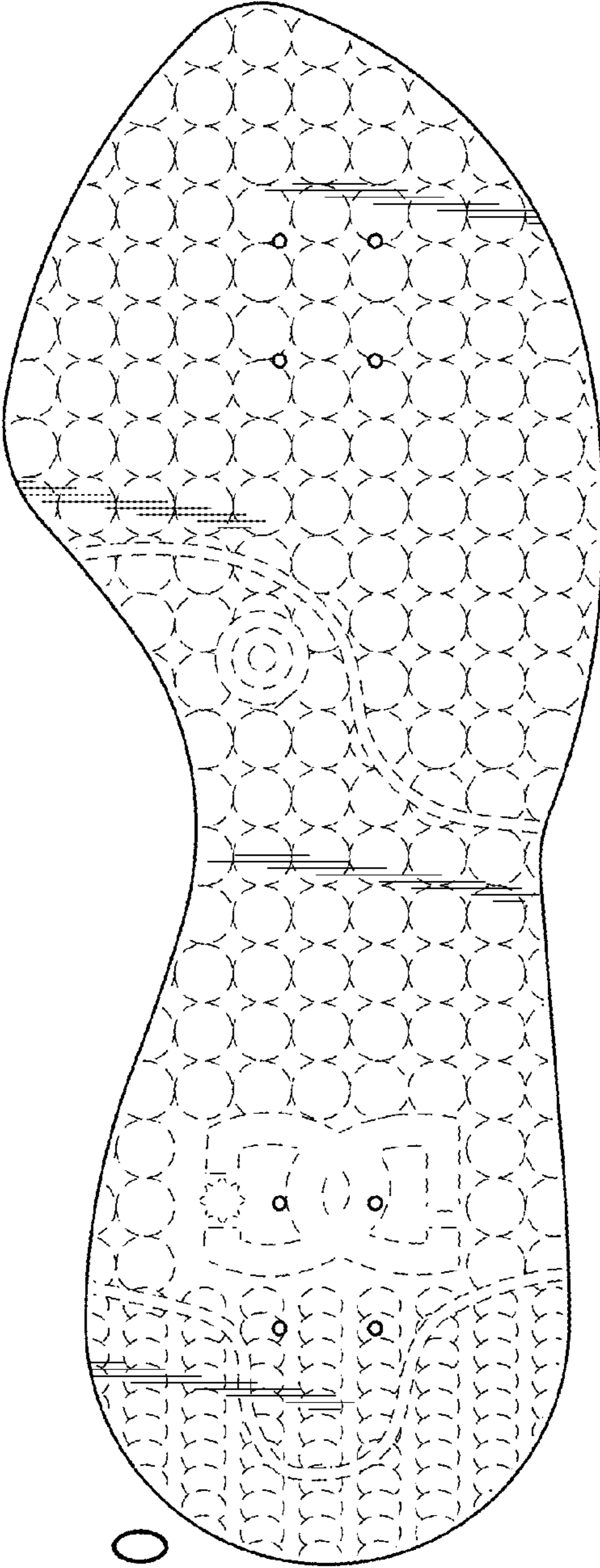


FIG. 10