

US00D741419S

(12) **United States Design Patent**
Cohen

(10) **Patent No.:** **US D741,419 S**
(45) **Date of Patent:** **** Oct. 20, 2015**

(54) **EXERCISE BAND**

(71) Applicant: **Franci Cohen**, Brooklyn, NY (US)

(72) Inventor: **Franci Cohen**, Brooklyn, NY (US)

(**) Term: **14 Years**

(21) Appl. No.: **29/485,908**

(22) Filed: **Mar. 24, 2014**

(51) **LOC (10) Cl.** **21-02**

(52) **U.S. Cl.**
USPC **D21/662**

(58) **Field of Classification Search**

USPC D2/502, 900, 627; D21/692, 662, 684,
D21/408, 398, 672, 679; D29/100, 101.5,
D29/124; D7/396.2, 387; D30/153, 152;
D8/394, 382, 367, 349; D24/190, 206;
D6/718.11, 387; D3/218, 226, 327,
D3/221, 224; D12/133; 602/27, 16, 65, 4,
602/23, 62, 203; 482/124, 139, 123, 126,
482/106, 121, 904, 91, 148, 907, 92, 125,
482/129, 49, 55, 93, 69, 40, 43, 131, 74;
405/186, 185; 224/664, 934, 577, 236,
224/576, 586, 683, 666, 240, 660, 677, 901,
224/901.4, 901.8, 911, 981, 662, 910, 930,
224/680, 250, 578, 682, 684, 907; 2/322,
2/338, 920, 237, 312, 1, 311, 84, 87, 93,
2/660, 680, 94, 308, 321, 221; 128/95.1,
128/875, 882, 876, 845; 36/140, 50.1, 89

See application file for complete search history.

(56) **References Cited**

U.S. PATENT DOCUMENTS

D330,398	S	*	10/1992	Bale	D21/672
D337,133	S	*	7/1993	Olsen et al.	D21/408
D580,257	S	*	11/2008	Squyres	D8/349
D597,788	S	*	8/2009	Ellis	D7/396.2
7,695,413	B1	*	4/2010	Cruz et al.	482/126
D618,536	S	*	6/2010	Eason	D8/349
D657,008	S	*	4/2012	Markovic	D21/662
D707,536	S	*	6/2014	Van Riper	D8/367
D723,116	S	*	2/2015	Gillespie	D21/662
2007/0039086	A1	*	2/2007	Moore	2/338
2007/0232468	A1	*	10/2007	Levy et al.	482/121
2011/0251033	A1	*	10/2011	Blancher	482/123
2012/0267403	A1	*	10/2012	Ward, Jr.	224/219
2013/0045842	A1	*	2/2013	Wood	482/124
2014/0155233	A1	*	6/2014	Latronica	482/124

* cited by examiner

Primary Examiner — Robert M Spear

Assistant Examiner — Ryan Harvey

(74) *Attorney, Agent, or Firm* — Charney IP Law LLC

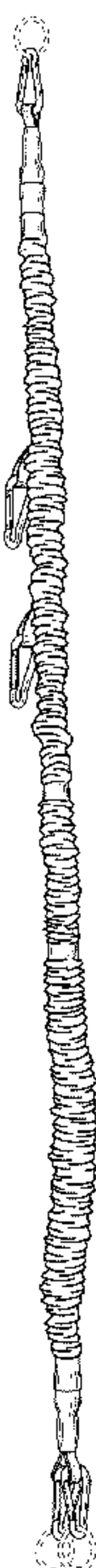
(57) **CLAIM**

The ornamental design for an exercise band, as shown and described.

DESCRIPTION

FIG. 1 is a frontal perspective view of an exercise band of the present invention; and, FIG. 2 is a frontal view of the exercise band of FIG. 1. The broken lines shown in FIGS. 1-2 represent unclaimed subject matter and form no part of the claim.

1 Claim, 2 Drawing Sheets



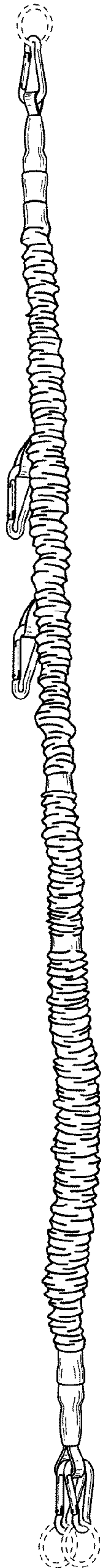


FIG. 1

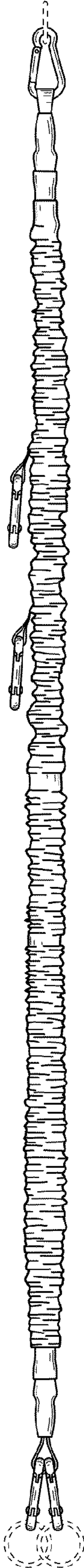


FIG. 2