



US00D741383S

(12) **United States Design Patent**  
**Choi et al.**

(10) **Patent No.:** **US D741,383 S**  
(45) **Date of Patent:** **\*\* Oct. 20, 2015**

(54) **REFRIGERATOR DOOR**

(71) Applicant: **LG Electronics Inc.**, Seoul (KR)  
(72) Inventors: **Kyukwan Choi**, Gyeonggi-do (KR);  
**Eunjoo Lee**, Gyeonggi-do (KR);  
**Jungyeon Hwang**, Gyeonggi-do (KR)  
(73) Assignee: **LG Electronics Inc.**, Seoul (KR)  
(\*\*) Term: **14 Years**  
(21) Appl. No.: **29/473,771**  
(22) Filed: **Nov. 26, 2013**

(30) **Foreign Application Priority Data**  
May 28, 2013 (KR) ..... 30-2013-0027716  
(51) **LOC (10) Cl.** ..... **15-07**  
(52) **U.S. Cl.**  
USPC ..... **D15/91**  
(58) **Field of Classification Search**  
USPC ..... D15/79, 81, 83, 84, 85, 86, 87, 88, 89,  
D15/91  
CPC ..... F25B 21/02; F25B 2321/02; F25B 1/005;  
F25B 2321/0252; F25B 1/00; F25B 1/10;  
F25B 21/04; F25B 2339/047; F25B 5/02;  
F25B 7/00; F25B 13/00; F25B 1/053; F25B  
2309/06; F25B 2321/021; F25B 2321/023;  
F25D 23/028; F25D 23/02; F25D 25/025;  
F25D 23/00; F25D 2323/021; F25D 11/00;  
F25D 2323/024; F25D 23/04; F25D 29/00;  
F25D 25/02; F25D 25/024; F25D 27/005;  
F25D 23/12; F25D 29/005; F25D 17/042;  
F25D 2325/021

See application file for complete search history.

(56) **References Cited**

U.S. PATENT DOCUMENTS

D565,064	S	*	3/2008	Martin et al.	.....	D15/91
D569,400	S	*	5/2008	Crookshanks	.....	D15/91
D615,568	S	*	5/2010	Baker et al.	.....	D15/91
D623,203	S	*	9/2010	Martin et al.	.....	D15/91
D650,399	S	*	12/2011	Kim	.....	D15/91

\* cited by examiner

*Primary Examiner* — Daniel Bui

*Assistant Examiner* — Khawaja Anwar

(74) *Attorney, Agent, or Firm* — Morgan, Lewis & Bockius LLP

(57) **CLAIM**

The ornamental design for a refrigerator door, as shown and described.

**DESCRIPTION**

FIG. 1 is a perspective view of a refrigerator door showing our new design;  
FIG. 2 is a front view thereof;  
FIG. 3 is a rear view thereof;  
FIG. 4 is a left side view thereof;  
FIG. 5 is a right side view thereof;  
FIG. 6 is a top plan view thereof;  
FIG. 7 is a bottom plan view thereof;  
FIG. 8 is a left side perspective view thereof; and,  
FIG. 9 is a reference view showing an example of the usage of the subject design.  
The broken lines in the drawings represent unclaimed environment only and form no part of the claimed design.

**1 Claim, 8 Drawing Sheets**

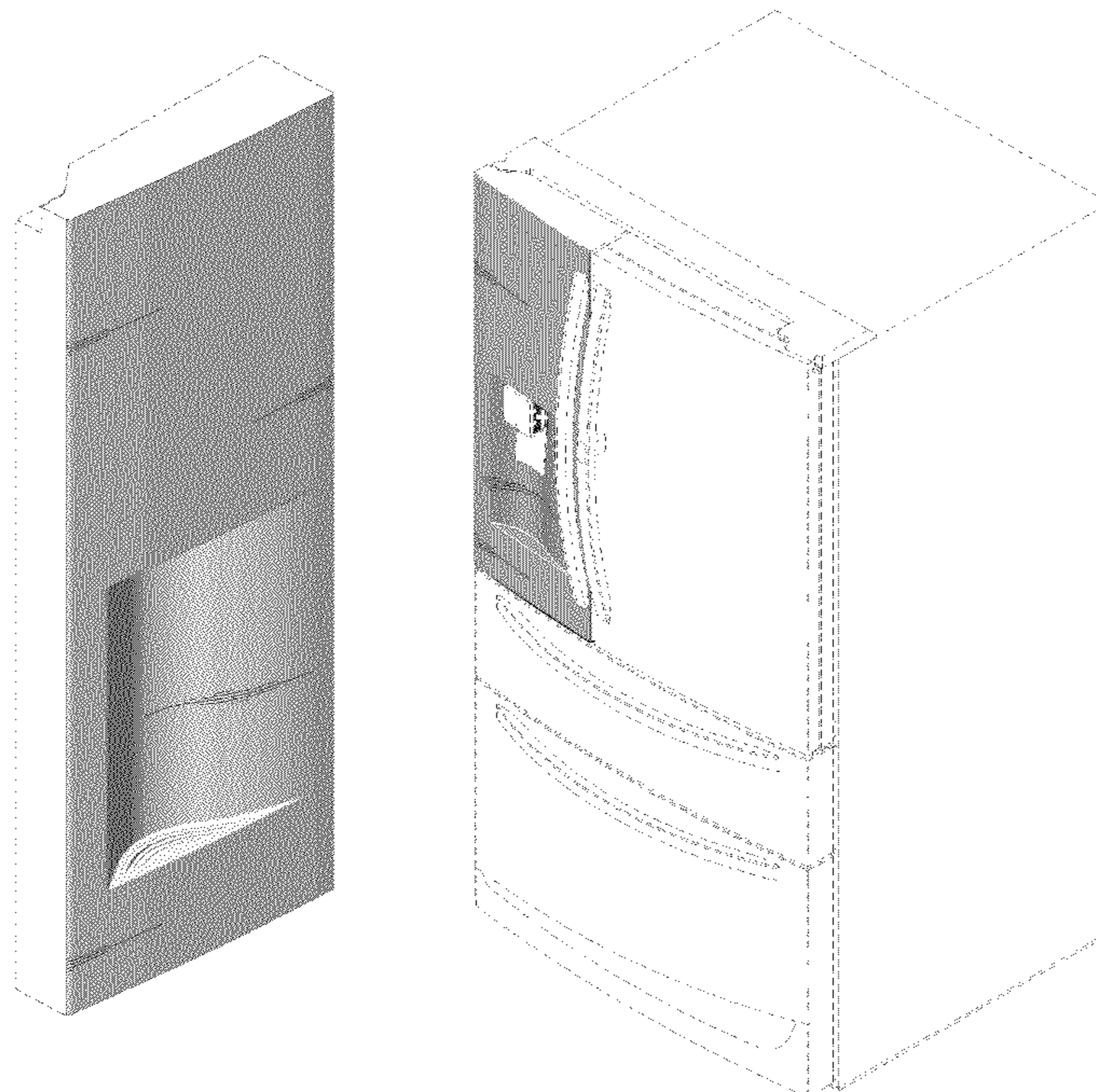


FIG. 1




FIG. 2



**FIG. 3**




FIG. 4




FIG. 5




FIG. 6

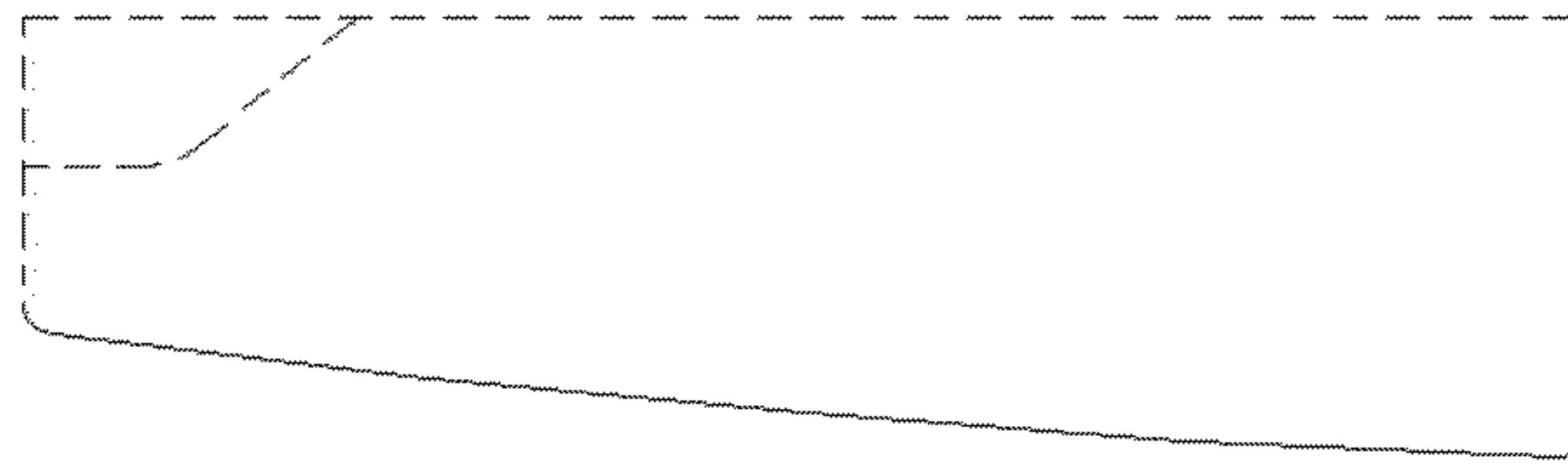


FIG. 7




FIG. 8






FIG. 9

