



US00D741377S

(12) **United States Design Patent**
Werner et al.

(10) **Patent No.:** **US D741,377 S**
(45) **Date of Patent:** **** Oct. 20, 2015**

- (54) **PANEL WITH PERFORATION PATTERN**
- (71) Applicant: **DEERE & COMPANY**, Moline, IL (US)
- (72) Inventors: **Gregory K. Werner**, Durango, IA (US); **Joseph M. Denis Montocchio**, Dubuque, IA (US); **Thomas H. Ward**, Ventura, CA (US); **Michael J. De Jung**, Sebastopol, CA (US)
- (73) Assignee: **Deere & Company**, Moline, IL (US)
- (**) Term: **14 Years**

D420,961 S *	2/2000	Sousamian	D12/163
D425,834 S *	5/2000	Sousamian	D12/163
D427,119 S *	6/2000	Sousamian	D12/163
D432,061 S *	10/2000	Sousamian	D12/163
D476,604 S *	7/2003	Longfellow	D12/163
D480,667 S *	10/2003	Price et al.	D12/163
D480,997 S *	10/2003	DeBerti	D12/163
D491,847 S *	6/2004	Velazco	D12/163
D496,890 S *	10/2004	Metros et al.	D12/163
D510,303 S *	10/2005	Spagnola	D12/163
D522,935 S *	6/2006	Marchese et al.	D12/163
D531,554 S *	11/2006	Conkey et al.	D12/163
D532,344 S *	11/2006	Adams et al.	D12/163
D535,223 S *	1/2007	Gaffka et al.	D12/163
D546,247 S *	7/2007	Abbett	D12/163
D546,248 S *	7/2007	Conkey et al.	D12/163

(Continued)

- (21) Appl. No.: **29/496,026**
- (22) Filed: **Jul. 8, 2014**

Related U.S. Application Data

- (62) Division of application No. 29/385,664, filed on Feb. 17, 2011, now Pat. No. Des. 711,929.
- (51) **LOC (10) Cl.** **15-03**
- (52) **U.S. Cl.**
USPC **D15/31**
- (58) **Field of Classification Search**
USPC D15/31, 28; D12/163, 216, 169, 90-92, D12/164, 166, 167, 170, 171, 173; 180/68.6; 293/115, 120, 103, 117, 293/193.1, 193.11
CPC .. B60R 19/00; B60R 19/52; B60R 2019/525; B60R 13/0838; B60K 11/085; B60K 11/08; Y10T 29/4962
See application file for complete search history.

(56) **References Cited**

U.S. PATENT DOCUMENTS

D259,873 S *	7/1981	Milner	D12/171
D396,028 S *	7/1998	Needham	D12/163
D401,945 S *	12/1998	Cunningham et al.	D15/31
D420,960 S *	2/2000	Sousamian	D12/163

Primary Examiner — Mark Goodwin

(74) *Attorney, Agent, or Firm* — Ingrassia, Fisher & Lorenz, PC

(57) **CLAIM**

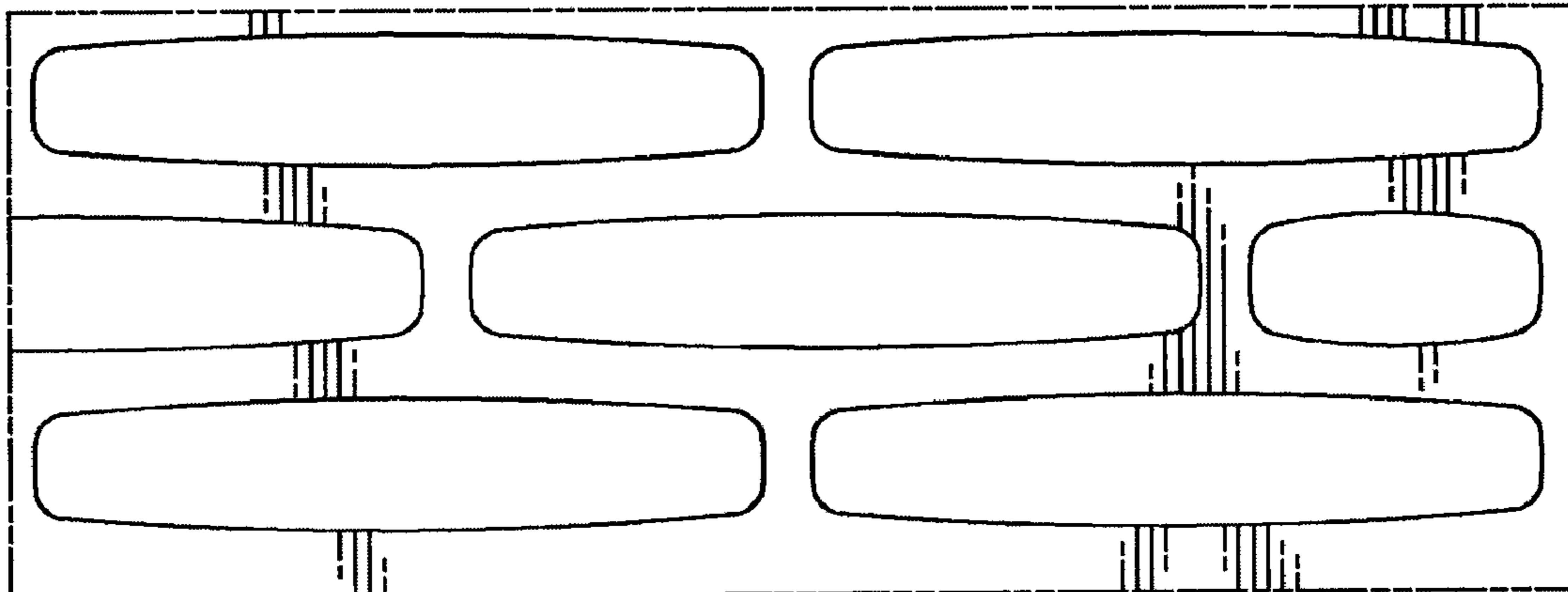
The ornamental design for a panel with perforation pattern, as shown and described.

DESCRIPTION

FIG. 1 is a perspective view of our design for a panel with perforation pattern, dashed lines in the drawings illustrating environmental structure in the form of an exterior panel for a machine and with a perforation field having the panel with perforation pattern, the environmental structure forming no part of the claimed design, an area 2 with borders in phantom representing the boundaries of a side unit of the panel with perforation pattern along the sides of the perforation field; and,

FIG. 2 is an enlarged front view of the area 2 of FIG. 1 showing the side unit of the panel with perforation pattern, the phantom lines representing the boundaries of the side unit. The claimed design of a panel with perforation pattern has no substantial thickness. The opposite views form no part of the claimed design.

1 Claim, 2 Drawing Sheets



(56)

References Cited

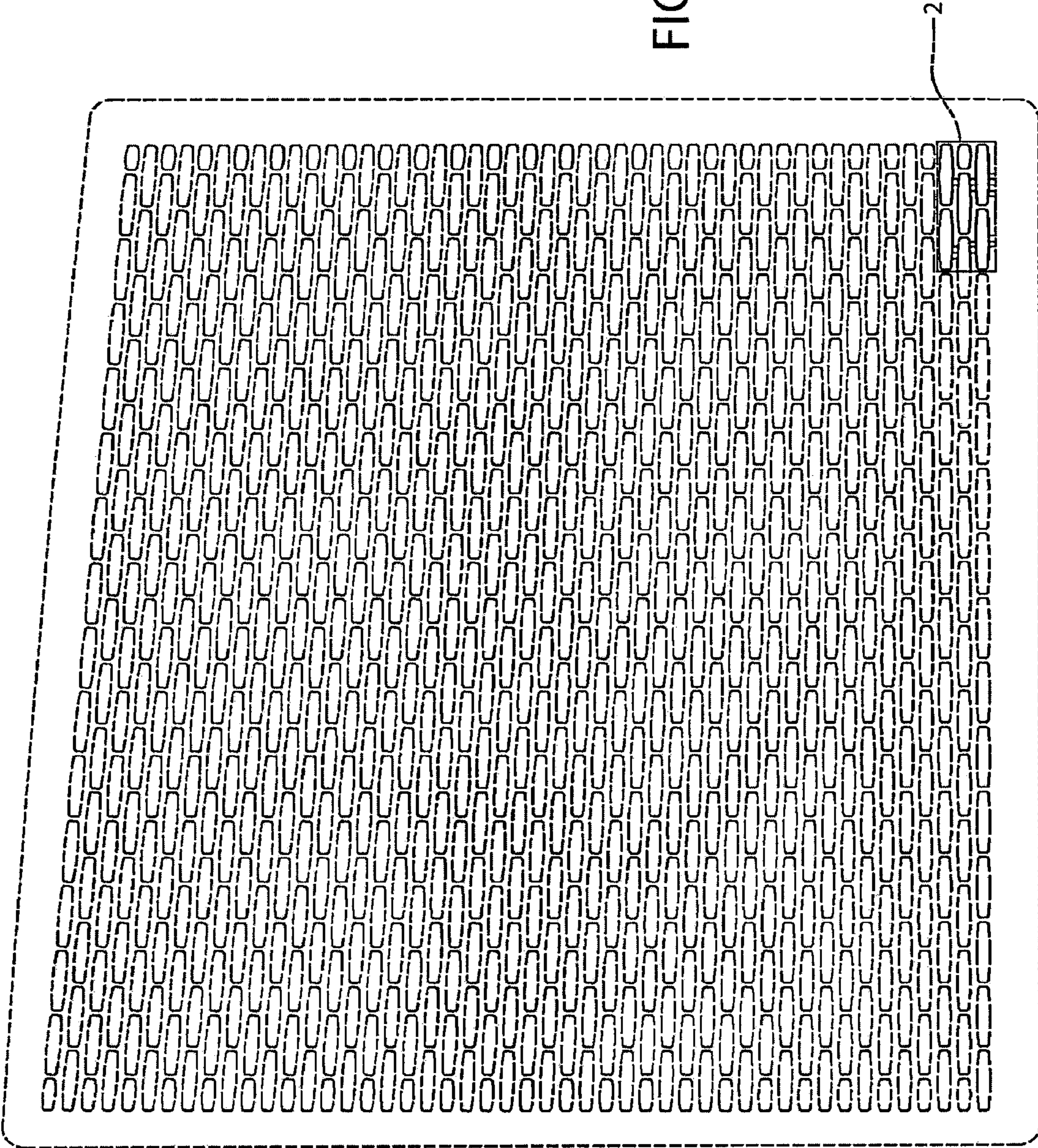
U.S. PATENT DOCUMENTS

D547,705 S * 7/2007 Marchese et al. D12/163
 D552,521 S * 10/2007 Sandy et al. D12/196
 D560,569 S * 1/2008 Rester D12/163
 D560,570 S * 1/2008 Rester D12/163
 D560,571 S * 1/2008 Rester D12/163
 D561,657 S * 2/2008 Rester D12/163
 D567,154 S * 4/2008 Cunningham D12/163
 D572,176 S * 7/2008 Cunningham D12/163
 D574,304 S * 8/2008 Tomida D12/163
 D575,676 S * 8/2008 Pfeiffer D12/91
 D577,316 S * 9/2008 Rosen et al. D12/163
 D577,636 S * 9/2008 Saridakis et al. D12/163

D583,283 S * 12/2008 Cunningham D12/163
 D597,106 S * 7/2009 Kelley et al. D15/31
 D613,649 S * 4/2010 Wong D12/163
 D619,055 S * 7/2010 Walters D12/163
 D619,507 S * 7/2010 Ishibashi D12/163
 D623,565 S * 9/2010 Cogswell D12/163
 D624,467 S * 9/2010 Pezzini D12/163
 D647,828 S * 11/2011 Medina et al. D12/163
 D651,142 S * 12/2011 Fushimi D12/163
 D653,998 S * 2/2012 Walters D12/163
 D654,834 S * 2/2012 Kelly D12/163
 D656,869 S * 4/2012 Fetherston et al. D12/163
 D670,213 S * 11/2012 Koehl et al. D12/163
 D670,619 S * 11/2012 Frei et al. D12/163
 D711,929 S * 8/2014 Werner et al. D15/31

* cited by examiner

FIG. 1



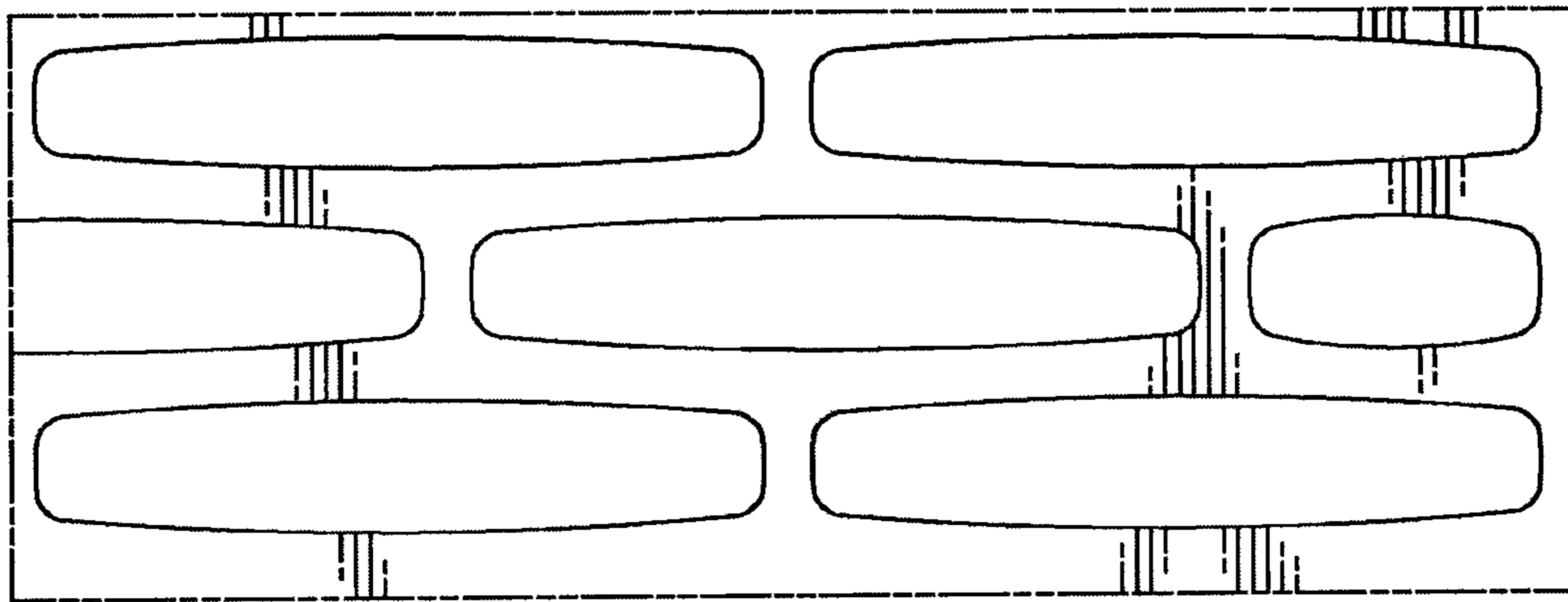


FIG. 2