



US00D741350S

(12) **United States Design Patent**
Cavander et al.

(10) **Patent No.:** **US D741,350 S**

(45) **Date of Patent:** **** Oct. 20, 2015**

(54) **DISPLAY SCREEN OR PORTION THEREOF WITH ANIMATED GRAPHICAL USER INTERFACE**

(71) Applicant: **Apple Inc.**, Cupertino, CA (US)

(72) Inventors: **Dmitri Cavander**, San Francisco, CA (US); **Christopher Foss**, San Francisco, CA (US); **Ian M. Henderson**, Portola Valley, CA (US); **Chanaka Karunamuni**, Cupertino, CA (US); **Martin Pedrick**, San Francisco, CA (US); **Christopher Wilson**, San Francisco, CA (US); **Nicholas Zambetti**, San Francisco, CA (US)

(73) Assignee: **Apple Inc.**, Cupertino, CA (US)

(**) Term: **14 Years**

(21) Appl. No.: **29/457,361**

(22) Filed: **Jun. 10, 2013**

(51) **LOC (10) Cl.** **14-04**

(52) **U.S. Cl.**
USPC **D14/486**

(58) **Field of Classification Search**
USPC D14/485-495; 715/700-867
See application file for complete search history.

(56) **References Cited**

U.S. PATENT DOCUMENTS

D604,740	S	*	11/2009	Matheny et al.	D14/486
D606,087	S		12/2009	Cummins et al.		
D648,344	S		11/2011	Arnold		
D649,973	S		12/2011	Matas		
D651,608	S	*	1/2012	Allen et al.	D14/485
D658,667	S		5/2012	Cho et al.		
D689,882	S	*	9/2013	Holz	D14/485
D689,900	S	*	9/2013	Edwards et al.	D14/488
D690,320	S	*	9/2013	Frijlink et al.	D14/488
D699,739	S	*	2/2014	Voreis et al.	D14/486
D701,231	S	*	3/2014	Lee	D14/486

(Continued)

OTHER PUBLICATIONS

U.S. Appl. No. 29/319,397, filed Jun. 9, 2008.

Primary Examiner — Deanna L Pratt

(74) *Attorney, Agent, or Firm* — Sterne, Kessler, Goldstein & Fox P.L.L.C.

(57) **CLAIM**

The ornamental design for a display screen or portion thereof with animated graphical user interface, as shown and described.

DESCRIPTION

FIG. 1 is a front view of a display screen or portion thereof with animated graphical user interface showing a first image in the sequence showing our new design;

FIG. 2 is a second image thereof;

FIG. 3 is a third image thereof;

FIG. 4 is a fourth image thereof;

FIG. 5 is a fifth image thereof;

FIG. 6 is a sixth image thereof; and

FIG. 7 is a seventh image thereof;

FIG. 8 is a front view of a display screen or portion thereof with animated graphical user interface showing a first image in the sequence showing our new design;

FIG. 9 is a second image thereof;

FIG. 10 is a third image thereof;

FIG. 11 is a fourth image thereof;

FIG. 12 is a fifth image thereof;

FIG. 13 is a sixth image thereof;

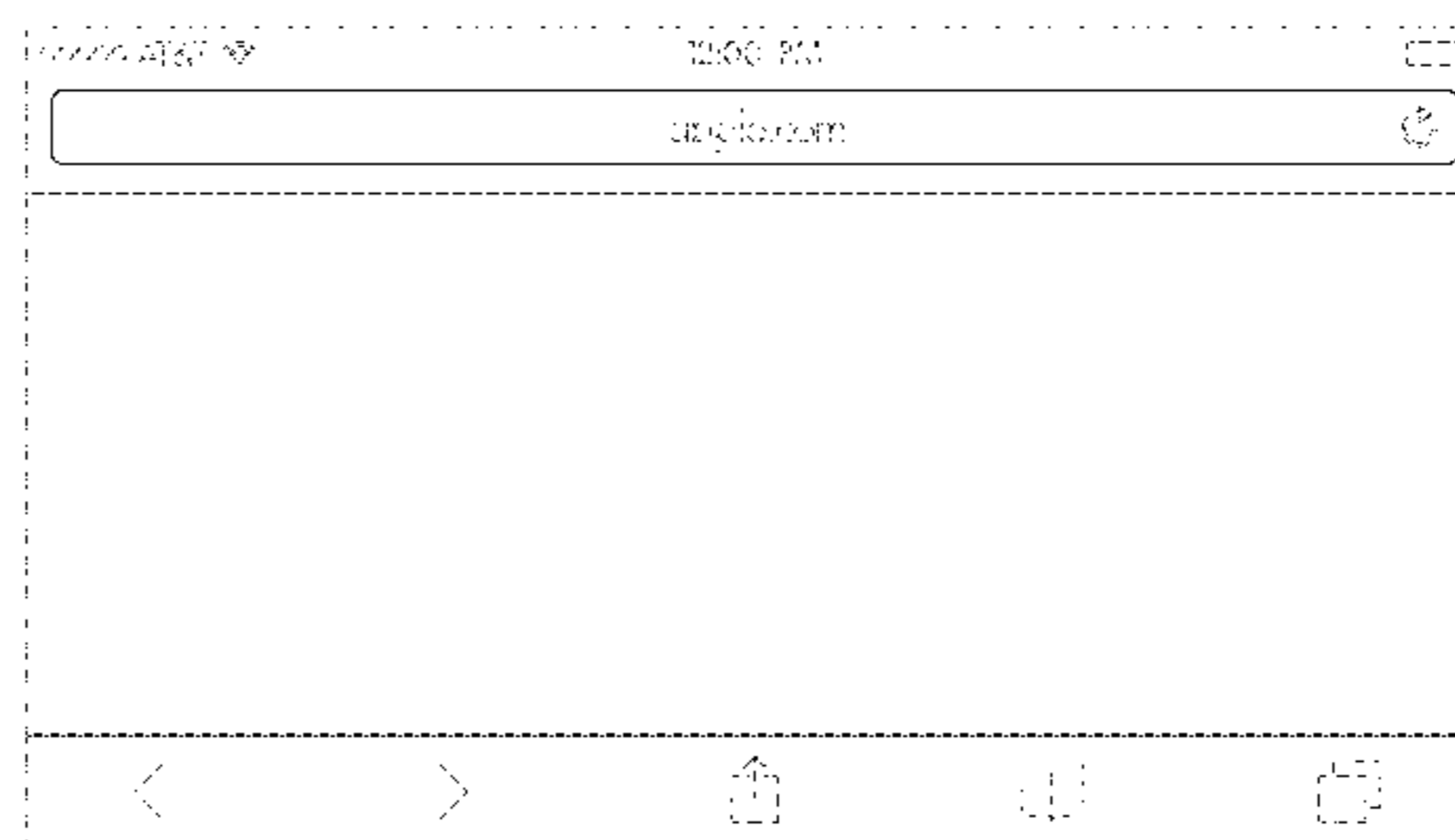

FIG. 14 is a seventh image thereof; and,

FIG. 15 is an eighth image thereof.

The broken lines around the figures show a display screen or portion thereof, and form no part of the claimed design. The broken lines within the figures show portions of the animated graphical user interface that form no part of the claimed design.

The appearance of the animated images transitions between the images shown in FIGS. 1-7 and FIGS. 8-15. The process or period in which one image transitions to another forms no part of the claimed design.

1 Claim, 8 Drawing Sheets



US D741,350 S

Page 2

(56)

References Cited

U.S. PATENT DOCUMENTS

D701,233 S * 3/2014 Heong et al. D14/486
D705,798 S * 5/2014 Lim et al. D14/486
D712,417 S * 9/2014 Nations et al. D14/486

8,850,326 B2 * 9/2014 Gorodyansky 715/738
D716,325 S * 10/2014 Brudnicki D14/486
2009/0187859 A1 * 7/2009 Tuerk et al. 715/834
2011/0145688 A1 * 6/2011 Han et al. 715/206
2013/0254714 A1 * 9/2013 Shin et al. 715/810

* cited by examiner




FIG. 1



FIG. 2




FIG. 3




FIG. 4




FIG. 5




FIG. 6




FIG. 7

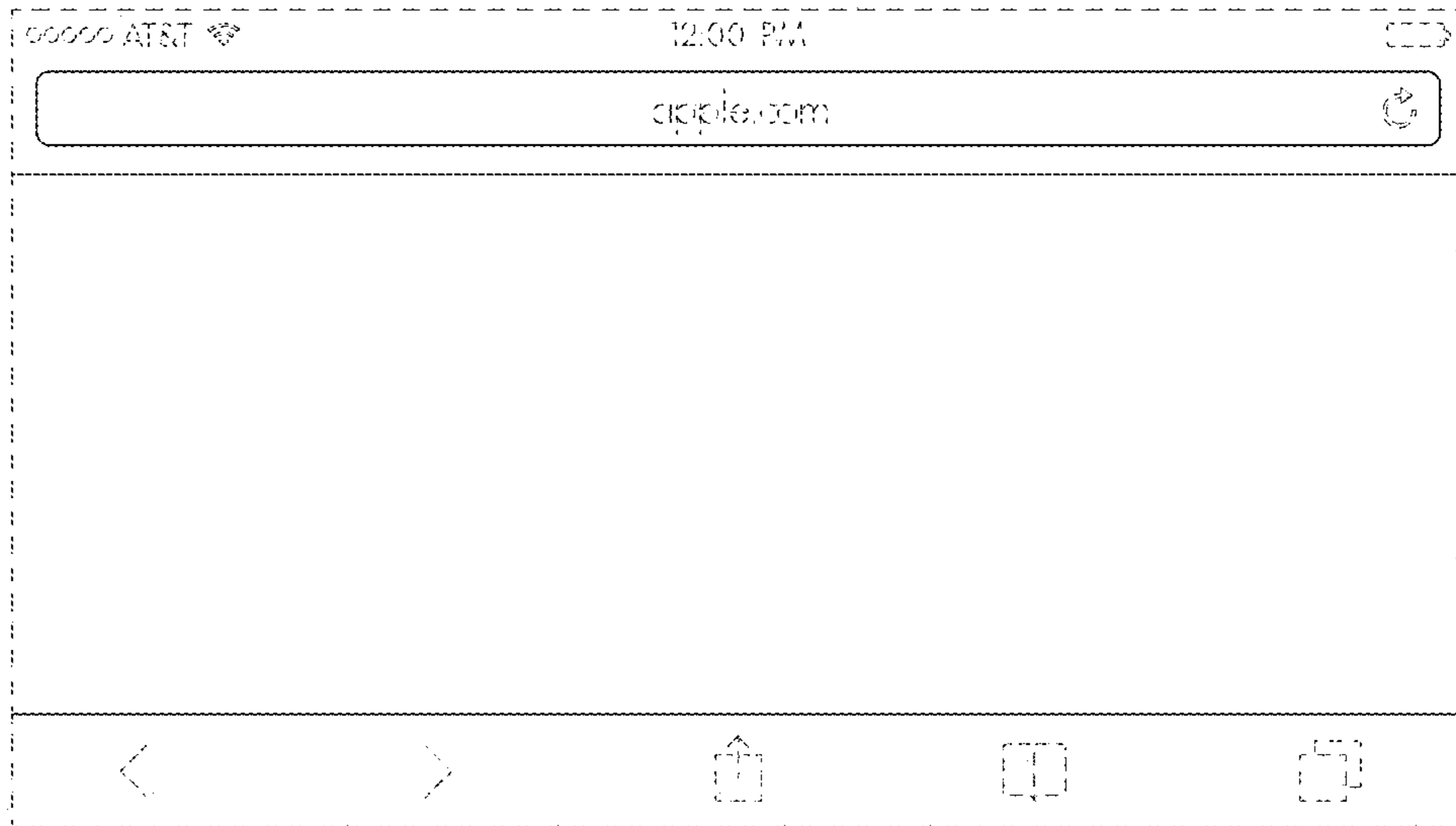


FIG. 8



FIG. 9




FIG. 10




FIG. 11




FIG. 12




FIG. 13

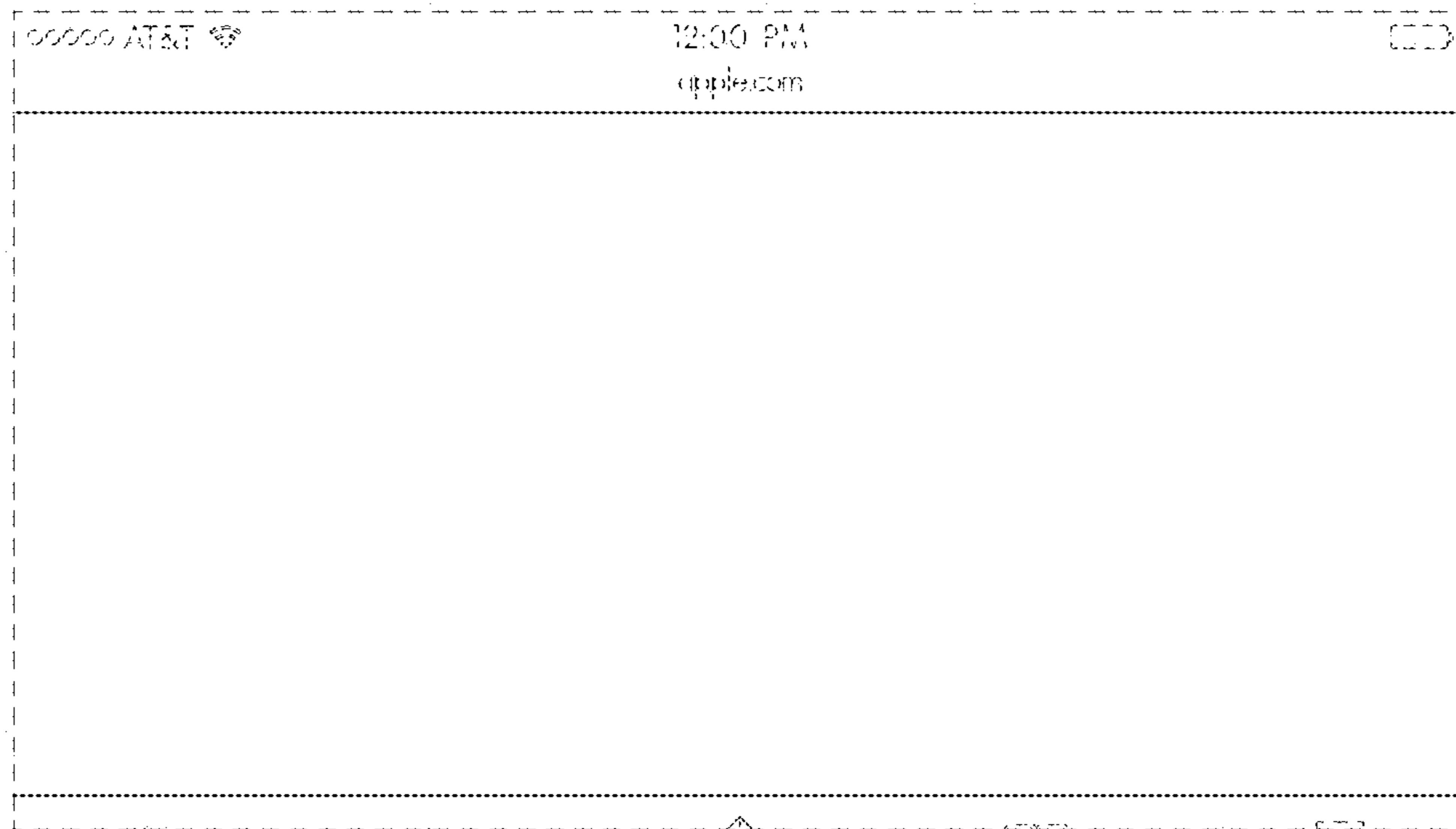


FIG. 14




FIG. 15