



US00D741321S

(12) **United States Design Patent**
Iida

(10) **Patent No.:** **US D741,321 S**
(45) **Date of Patent:** **** Oct. 20, 2015**

- (54) **IMAGE DISPLAY DEVICE**
- (71) Applicant: **BROTHER INDUSTRIES, LTD.**,
Nagoya-shi, Aichi-ken (JP)
- (72) Inventor: **Shino Iida**, Ichinomiya (JP)
- (73) Assignee: **BROTHER INDUSTRIES, LTD.**,
Nagoya (JP)
- (**) Term: **14 Years**
- (21) Appl. No.: **29/503,495**
- (22) Filed: **Sep. 26, 2014**
- (30) **Foreign Application Priority Data**
Mar. 27, 2014 (JP) 2014-6575
- (51) **LOC (10) Cl.** **14-02**
- (52) **U.S. Cl.**
USPC **D14/372**
- (58) **Field of Classification Search**
USPC D14/372, 496, 432, 371, 125, 126, 129,
D14/299; D16/300-342; 351/158, 153, 144;
345/7-9, 905; 455/344; 348/115, 53,
348/121, 739
CPC G02B 27/017; G02B 27/0158; G02B
27/0161; G02B 27/0181; G02B 27/0185;
G02B 27/0189
See application file for complete search history.

- (56) **References Cited**
U.S. PATENT DOCUMENTS
D300,528 S * 4/1989 Drane D13/171
D305,022 S * 12/1989 Hallgren et al. D13/171
D337,967 S * 8/1993 Wright D11/226
D363,901 S * 11/1995 Le D11/222
D383,055 S * 9/1997 Dautzenberg D8/395
D408,821 S * 4/1999 Takahashi D14/218
D442,921 S * 5/2001 Bonn D13/174
D465,014 S * 10/2002 Witzig D23/309

- D469,411 S * 1/2003 Decosse D13/174
- D474,997 S * 5/2003 Berzack D11/222
- D480,691 S * 10/2003 Bone D13/171
- D484,218 S * 12/2003 Moore D23/249
- D486,094 S * 2/2004 Candotti D11/226
- D501,652 S * 2/2005 Pierson et al. D13/171
- D550,301 S * 9/2007 Luciano et al. D21/385
- D557,128 S * 12/2007 Sawdon et al. D8/382
- D559,250 S * 1/2008 Pombo D14/372
- D560,255 S * 1/2008 Luciano et al. D21/385
- D606,595 S * 12/2009 Levy et al. D21/405
- D615,541 S * 5/2010 Hamilton D14/356
- D626,231 S * 10/2010 Perchik D24/145
- D634,748 S * 3/2011 Lam et al. D14/455
- D645,005 S * 9/2011 Menheere D13/171
- D652,347 S * 1/2012 Grierson D11/222
- D659,136 S * 5/2012 Matsumoto D14/372
- D682,268 S * 5/2013 Ricks et al. D14/372
- D690,668 S * 10/2013 Jacoby et al. D13/174
- D704,705 S * 5/2014 Mehin et al. D14/372
- D712,151 S * 9/2014 Tong D3/318
- D718,306 S * 11/2014 Mehin et al. D14/372
- D723,555 S * 3/2015 Choo et al. D14/372
- D726,180 S * 4/2015 Roat et al. D14/372

* cited by examiner


Primary Examiner — Austin Murphy
(74) *Attorney, Agent, or Firm* — Oliff PLC

(57) **CLAIM**
The ornamental design for an image display device, as shown and described.

DESCRIPTION

FIG. 1 is a perspective view of an image display device; FIG. 2 is a front view thereof; FIG. 3 is a top view thereof; FIG. 4 is a left-side view thereof; FIG. 5 is a right-side view thereof; FIG. 6 is a rear view thereof; and, FIG. 7 is a bottom view thereof. The broken lines depict environmental subject matter only and form no part of the claimed design.

1 Claim, 6 Drawing Sheets






FIG. 1

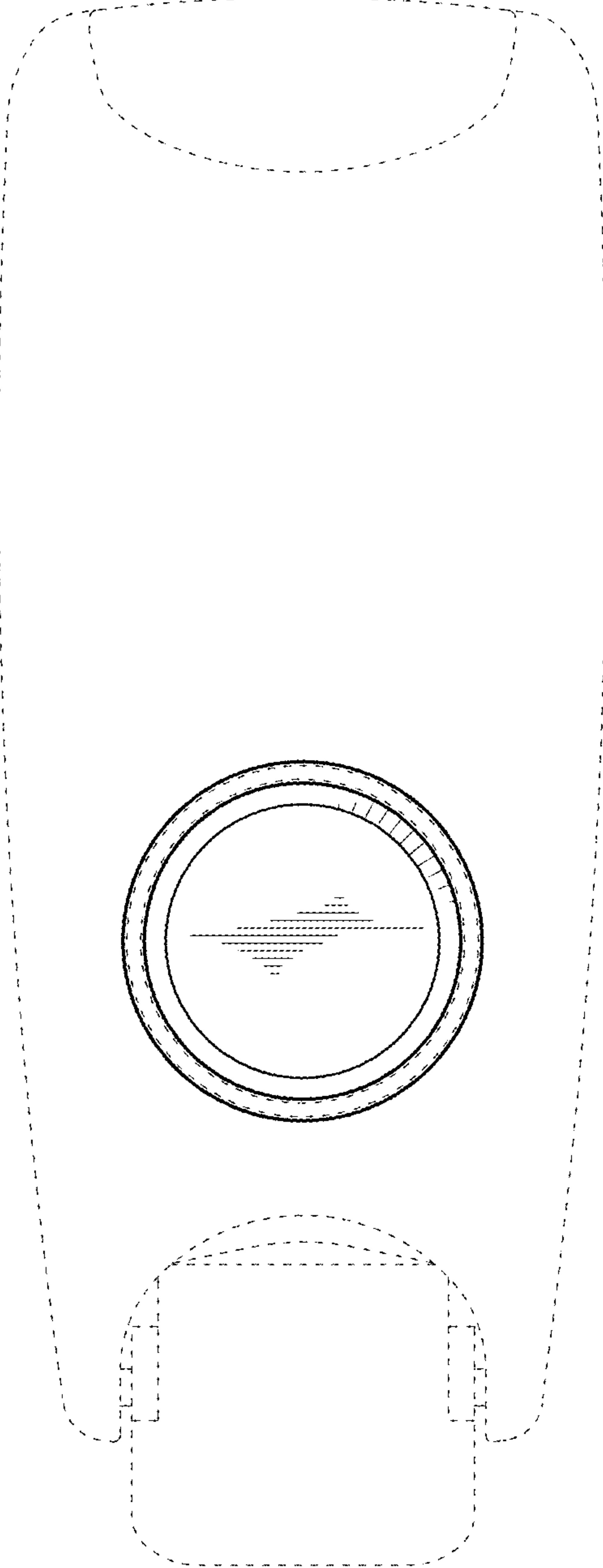
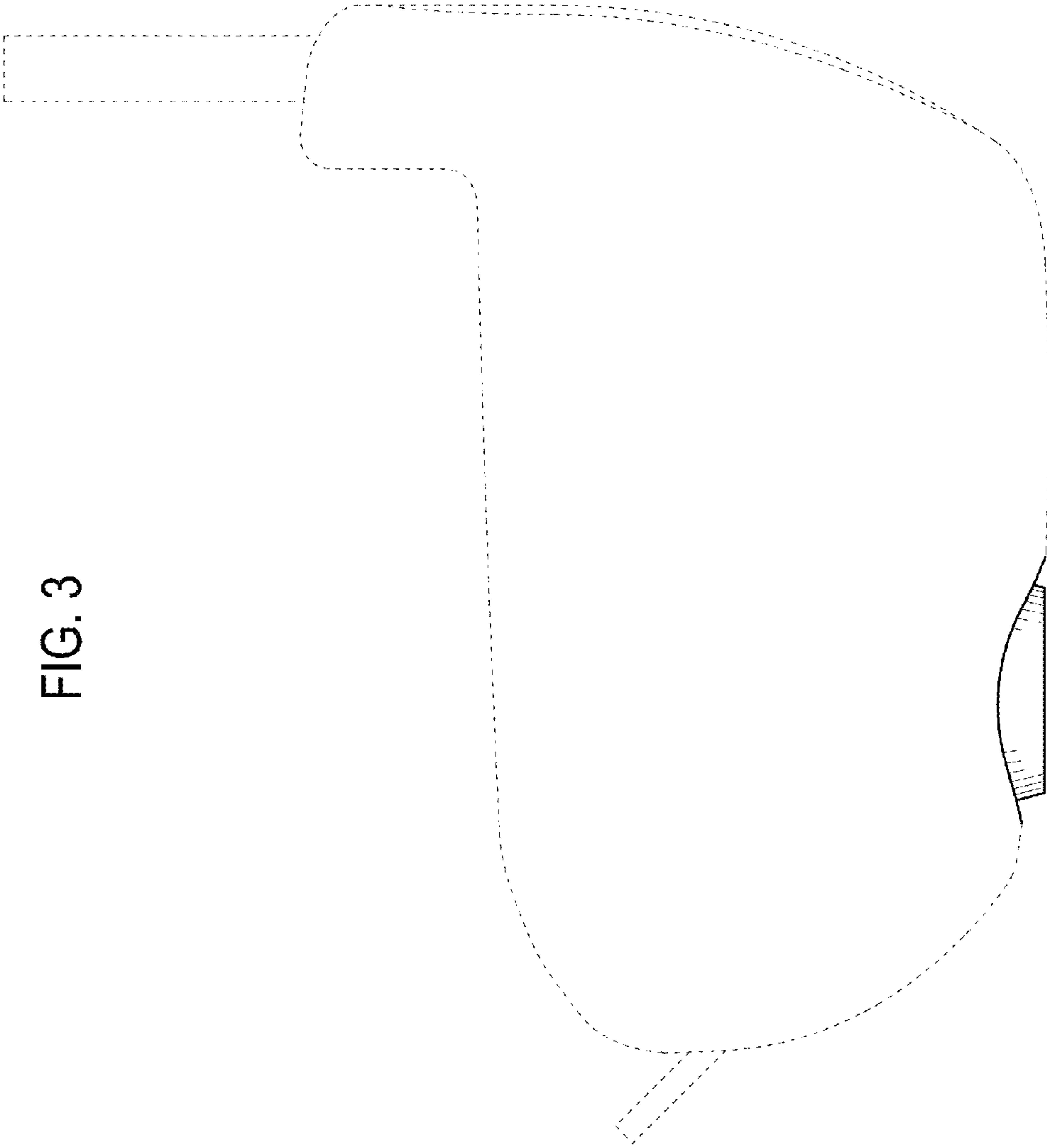


FIG. 2

FIG. 3



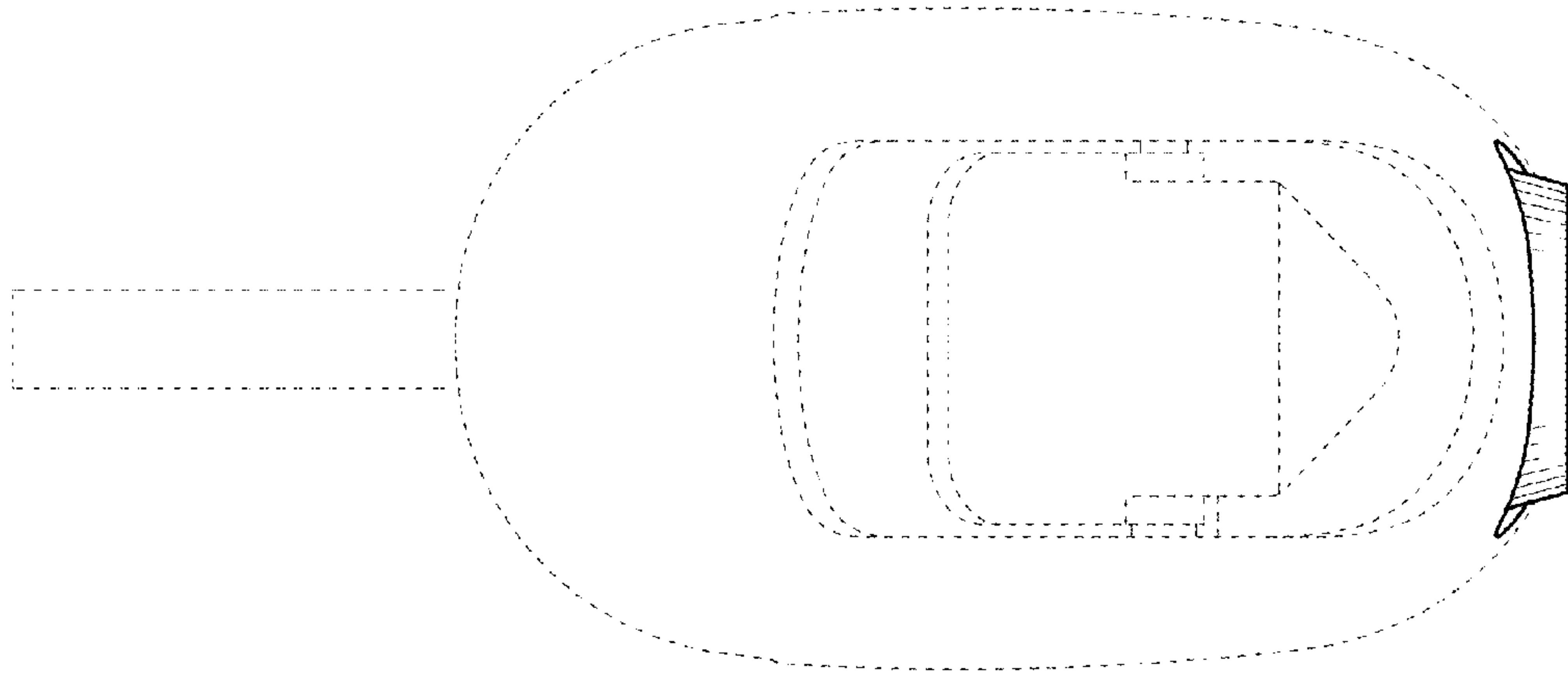


FIG. 4

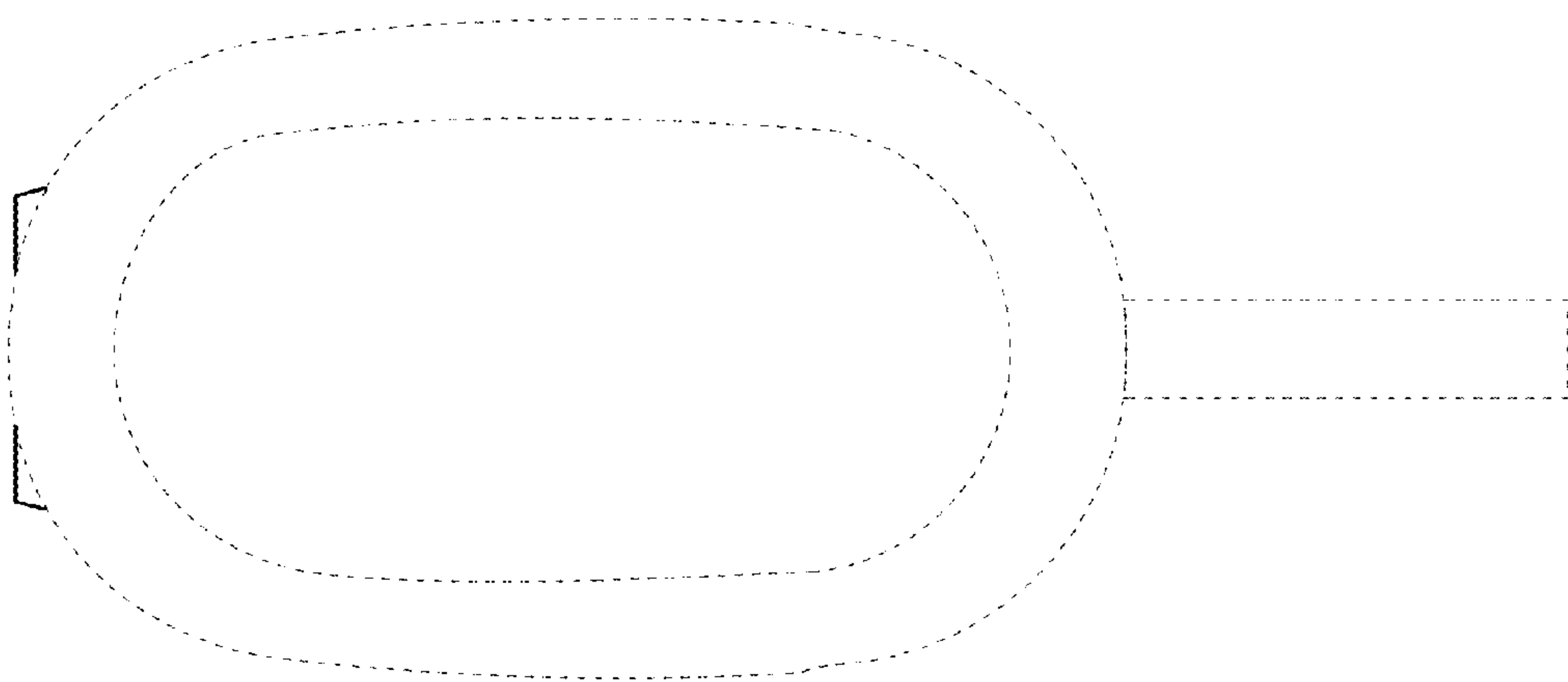


FIG. 5




FIG. 6

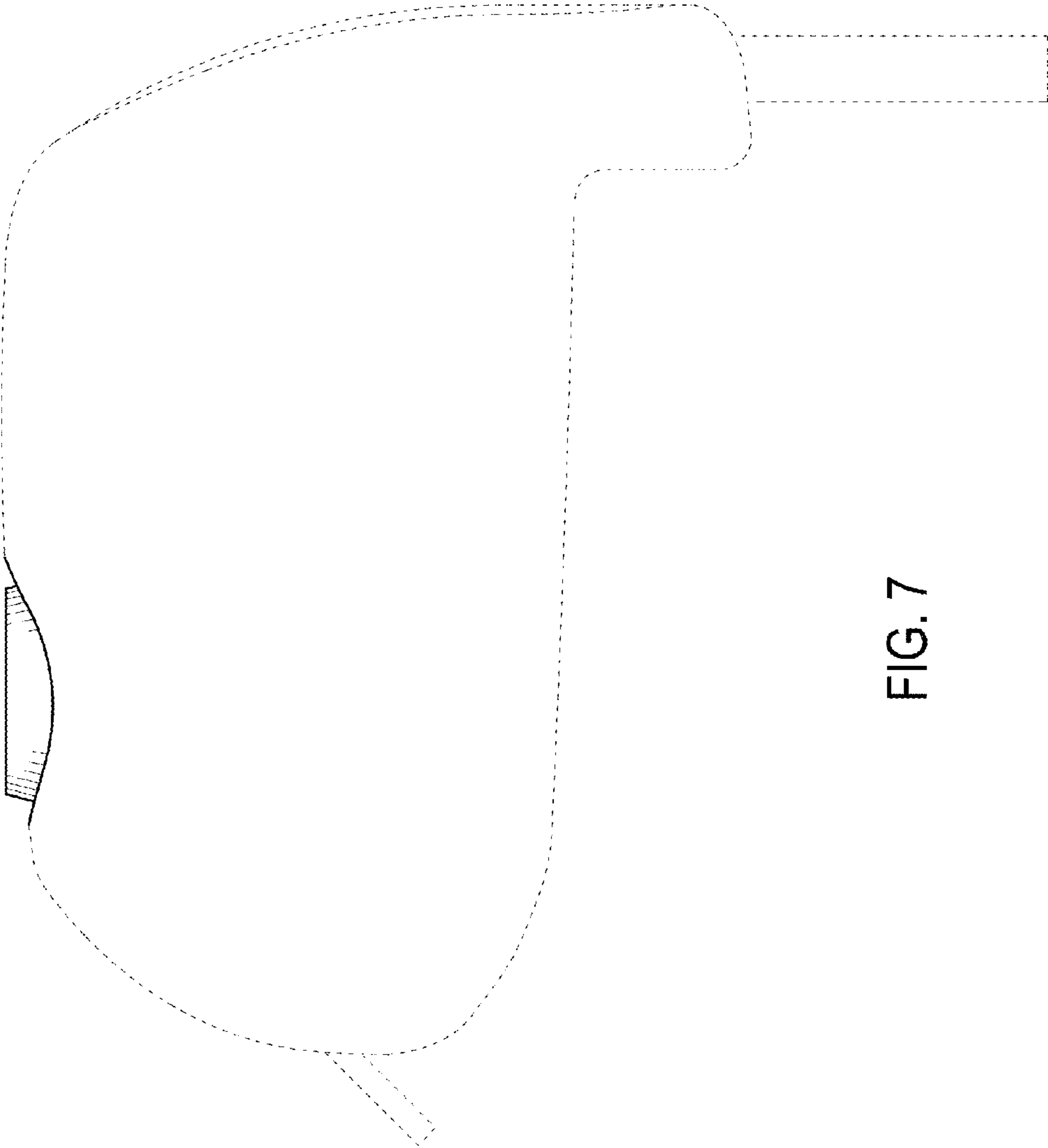


FIG. 7